



SEMSEC

Championship Race Meeting Brands Hatch

12th September 2009

Results Provided by Timing Solutions Ltd
www.tsl-timing.com

Ma5da MX5 Championship

QUALIFYING - RACE 1 - CLASSIFICATION

POS	NO	CL	NAME	ENTRY	TIME	ON	LAPS	GAP	DIFF	MPH
1	33		Robert BOSTON	Mazda MX5	58.389	3	15			73.90
2	1		Jonathan GREENSMITH	Mazda MX5	58.720	10	15	0.331	0.331	73.48
3	2		Tom ROCHE	Mazda MX5	58.848	10	15	0.459	0.128	73.32
4	18		Paul SHEARD	Mazda MX5	58.959	9	15	0.570	0.111	73.18
5	53		Mahinda VASWANI	Mazda MX5	59.094	9	15	0.705	0.135	73.02
6	99		Jonathan BLAKE	Mazda MX5	59.147	4	15	0.758	0.053	72.95
7	32		Charles PLUMLEY	Mazda MX5	59.238	12	15	0.849	0.091	72.84
8	10		Steve GREENSMITH	Mazda MX5	59.343	4	15	0.954	0.105	72.71
9	56		Chris ROWLINSON	Mazda MX5	59.350	10	14	0.961	0.007	72.70
10	42		Carl NEWTON	Mazda MX5	59.613	9	15	1.224	0.263	72.38
11	69		Matt ROBINSON	Mazda MX5	59.643	13	15	1.254	0.030	72.34
12	96		Mark PIERPOINT	Mazda MX5	59.680	5	15	1.291	0.037	72.30
13	6		Alyn ROBSON	Mazda MX5	59.683	7	14	1.294	0.003	72.29
14	82		Christopher WOODGER	Mazda MX5	59.710	3	10	1.321	0.027	72.26
15	14		James MAXFIELD	Mazda MX5	59.727	9	15	1.338	0.017	72.24
16	88		Simon McALPINE	Mazda MX5	59.786	8	12	1.397	0.059	72.17
17	51		Ben ROBINSON	Mazda MX5	59.789	13	15	1.400	0.003	72.17
18	17		Nick GILFILLAN	Mazda MX5	1:00.031	13	15	1.642	0.242	71.88
19	15		Daniel TURBARD	Mazda MX5	1:00.041	6	11	1.652	0.010	71.86
20	28		Scot KIRLEW	Mazda MX5	1:00.087	8	14	1.698	0.046	71.81
21	7		Kevin MIDDLETON	Mazda MX5	1:00.377	8	15	1.988	0.290	71.46
22	78		Kevin DENGATE	Mazda MX5	1:00.737	10	14	2.348	0.360	71.04
23	20		Chris LOVETT	Mazda MX5	1:00.741	10	14	2.352	0.004	71.04
24	24		Derek BROOK	Mazda MX5	1:00.953	11	14	2.564	0.212	70.79
25	5		Andrew MAUDE	Mazda MX5	1:01.110	7	14	2.721	0.157	70.61
26	22		Scott FERGUSON	Mazda MX5	1:01.637	10	14	3.248	0.527	70.00
27	23		Martin TOLLEY	Mazda MX5	1:02.036	5	9	3.647	0.399	69.55
28	52		Christopher KARRAS	Mazda MX5	1:02.927	14	14	4.538	0.891	68.57
29	44		Giuseppe RICOTTA	Mazda MX5	1:03.045	5	12	4.656	0.118	68.44
30	13		Scott LEACH	Mazda MX5	1:03.351	2	2	4.962	0.306	68.11
31	8		Philippe RETOURNE	Mazda MX5	1:04.368	4	12	5.979	1.017	67.03
DQ	55		Ian HARDY	Mazda MX5			13			

Car Nos. 55 & 78 need working transponders please.

Car No. 55 - Times disallowed - post Practice scrutineering

Weather / Track : Sunny / Dry

These results are provisional until the conclusion of any judicial and technical matters.

Brands Hatch Indy

Circuit Length = 1.1986 miles

Start: 09:00 End: 09:25

Clerk of Course :

Timekeeper :

Ma5da MX5 Championship

RACE 1 - LAP ANALYSIS

1	Jonathan GREENSMITH		Mazda MX5				
1 -	1:07.244	+ 8.498	14:21:17.281	8 -	1:27.879	+ 29.133	14:30:16.176
2 -	59.937	+ 1.191	14:22:17.218	9 -	59.556	+ 0.810	14:31:15.732
3 -	59.626	+ 0.880	14:23:16.844	10 -	59.726	+ 0.980	14:32:15.458
4 -	59.227	+ 0.481	14:24:16.071	11 -	59.001	+ 0.255	14:33:14.459
5 -	1:34.683	+ 35.937	14:25:50.754	12 -	58.746		14:34:13.205
6 -	1:28.935	+ 30.189	14:27:19.689	13 -	59.168	+ 0.422	14:35:12.373
7 -	1:28.608	+ 29.862	14:28:48.297				
2	Tom ROCHE		Mazda MX5				
1 -	1:08.197	+ 9.180	14:21:18.234	8 -	1:26.029	+ 27.012	14:30:18.092
2 -	1:00.723	+ 1.706	14:22:18.957	9 -	59.203	+ 0.186	14:31:17.295
3 -	59.543	+ 0.526	14:23:18.500	10 -	59.660	+ 0.643	14:32:16.955
4 -	59.697	+ 0.680	14:24:18.197	11 -	59.311	+ 0.294	14:33:16.266
5 -	1:36.060	+ 37.043	14:25:54.257	12 -	59.017		14:34:15.283
6 -	1:29.428	+ 30.411	14:27:23.685	13 -	59.751	+ 0.734	14:35:15.034
7 -	1:28.378	+ 29.361	14:28:52.063				
5	Andrew MAUDE		Mazda MX5				
1 -	1:16.340	+ 15.346	14:21:26.377	8 -	1:25.754	+ 24.760	14:30:30.205
2 -	1:02.285	+ 1.291	14:22:28.662	9 -	1:01.736	+ 0.742	14:31:31.941
3 -	1:01.732	+ 0.738	14:23:30.394	10 -	1:01.493	+ 0.499	14:32:33.434
4 -	1:01.916	+ 0.922	14:24:32.310	11 -	1:01.044	+ 0.050	14:33:34.478
5 -	1:38.295	+ 37.301	14:26:10.605	12 -	1:00.994		14:34:35.472
6 -	1:32.333	+ 31.339	14:27:42.938	13 -	1:01.071	+ 0.077	14:35:36.543
7 -	1:21.513	+ 20.519	14:29:04.451				
6	Alyn ROBSON		Mazda MX5				
1 -	1:08.918	+ 9.677	14:21:18.955	8 -	1:26.392	+ 27.151	14:30:19.997
2 -	1:00.927	+ 1.686	14:22:19.882	9 -	59.241		14:31:19.238
3 -	59.819	+ 0.578	14:23:19.701	10 -	59.847	+ 0.606	14:32:19.085
4 -	59.768	+ 0.527	14:24:19.469	11 -	59.267	+ 0.026	14:33:18.352
5 -	1:36.159	+ 36.918	14:25:55.628	12 -	59.808	+ 0.567	14:34:18.160
6 -	1:29.559	+ 30.318	14:27:25.187	13 -	59.600	+ 0.359	14:35:17.760
7 -	1:28.418	+ 29.177	14:28:53.605				
7	Kevin MIDDLETON		Mazda MX5				
1 -	1:12.323	+ 12.044	14:21:22.360	8 -	1:23.747	+ 23.468	14:30:24.401
2 -	1:01.576	+ 1.297	14:22:23.936	9 -	1:01.365	+ 1.086	14:31:25.766
3 -	1:00.685	+ 0.406	14:23:24.621	10 -	1:00.279		14:32:26.045
4 -	1:01.032	+ 0.753	14:24:25.653	11 -	1:00.842	+ 0.563	14:33:26.887
5 -	1:38.522	+ 38.243	14:26:04.175	12 -	1:01.021	+ 0.742	14:34:27.908
6 -	1:28.594	+ 28.315	14:27:32.769	13 -	1:02.144	+ 1.865	14:35:30.052
7 -	1:27.885	+ 27.606	14:29:00.654				
8	Philippe RETOURNE		Mazda MX5				
1 -	1:19.456	+ 15.154	14:21:29.493	8 -	1:26.452	+ 22.150	14:30:37.437
2 -	1:06.086	+ 1.784	14:22:35.579	9 -	1:04.435	+ 0.133	14:31:41.872
3 -	1:05.423	+ 1.121	14:23:41.002	10 -	1:05.028	+ 0.726	14:32:46.900
4 -	1:06.139	+ 1.837	14:24:47.141	11 -	1:04.911	+ 0.609	14:33:51.811
5 -	1:29.969	+ 25.667	14:26:17.110	12 -	1:04.379	+ 0.077	14:34:56.190
6 -	1:36.095	+ 31.793	14:27:53.205	13 -	1:04.302		14:36:00.492
7 -	1:17.780	+ 13.478	14:29:10.985				
10	Steve GREENSMITH		Mazda MX5				
1 -	1:07.774	+ 8.215	14:21:17.811	8 -	1:26.889	+ 27.330	14:30:17.074
2 -	1:00.163	+ 0.604	14:22:17.974	9 -	59.791	+ 0.232	14:31:16.865
3 -	59.803	+ 0.244	14:23:17.777	10 -	1:00.006	+ 0.447	14:32:16.871
4 -	59.559		14:24:17.336	11 -	1:00.221	+ 0.662	14:33:17.092
5 -	1:34.940	+ 35.381	14:25:52.276	12 -	59.792	+ 0.233	14:34:16.884
6 -	1:28.888	+ 29.329	14:27:21.164	13 -	1:00.503	+ 0.944	14:35:17.387
7 -	1:29.021	+ 29.462	14:28:50.185				

Brands Hatch Indy
 Circuit Length = 1.1986 miles
 Start: 14:20 End: 14:36

Ma5da MX5 Championship

RACE 1 - LAP ANALYSIS

13	Scott LEACH		Mazda MX5				
1 -	1:15.261	+ 14.654	14:21:25.298	8 -	1:24.913	+ 24.306	14:30:28.528
2 -	1:01.948	+ 1.341	14:22:27.246	9 -	1:01.366	+ 0.759	14:31:29.894
3 -	1:01.442	+ 0.835	14:23:28.688	10 -	1:01.775	+ 1.168	14:32:31.669
4 -	1:01.084	+ 0.477	14:24:29.772	11 -	1:00.734	+ 0.127	14:33:32.403
5 -	1:40.135	+ 39.528	14:26:09.907	12 -	1:00.607		14:34:33.010
6 -	1:30.582	+ 29.975	14:27:40.489	13 -	1:01.222	+ 0.615	14:35:34.232
7 -	1:23.126	+ 22.519	14:29:03.615				
14	James MAXFIELD		Mazda MX5				
1 -	1:11.892	+ 11.304	14:21:21.929	8 -	1:24.048	+ 23.460	14:30:25.219
2 -	1:01.862	+ 1.274	14:22:23.791	9 -	1:01.096	+ 0.508	14:31:26.315
3 -	1:01.489	+ 0.901	14:23:25.280	10 -	1:00.861	+ 0.273	14:32:27.176
4 -	1:00.899	+ 0.311	14:24:26.179	11 -	1:00.667	+ 0.079	14:33:27.843
5 -	1:38.713	+ 38.125	14:26:04.892	12 -	1:00.588		14:34:28.431
6 -	1:28.236	+ 27.648	14:27:33.128	13 -	1:01.762	+ 1.174	14:35:30.193
7 -	1:28.043	+ 27.455	14:29:01.171				
15	Daniel TURBARD		Mazda MX5				
1 -	1:12.433	+ 11.998	14:21:22.470	8 -	1:24.047	+ 23.612	14:30:25.969
2 -	1:02.088	+ 1.653	14:22:24.558	9 -	1:00.597	+ 0.162	14:31:26.566
3 -	1:01.251	+ 0.816	14:23:25.809	10 -	1:00.435		14:32:27.001
4 -	1:00.857	+ 0.422	14:24:26.666	11 -	1:00.461	+ 0.026	14:33:27.462
5 -	1:39.470	+ 39.035	14:26:06.136	12 -	1:00.699	+ 0.264	14:34:28.161
6 -	1:28.041	+ 27.606	14:27:34.177	13 -	1:01.311	+ 0.876	14:35:29.472
7 -	1:27.745	+ 27.310	14:29:01.922				
17	Nick GILFILLAN		Mazda MX5				
1 -	1:11.260	+ 11.248	14:21:21.297	8 -	1:24.392	+ 24.380	14:30:24.132
2 -	1:02.159	+ 2.147	14:22:23.456	9 -	1:01.260	+ 1.248	14:31:25.392
3 -	1:00.812	+ 0.800	14:23:24.268	10 -	1:00.012		14:32:25.404
4 -	1:00.973	+ 0.961	14:24:25.241	11 -	1:00.495	+ 0.483	14:33:25.899
5 -	1:38.063	+ 38.051	14:26:03.304	12 -	1:00.475	+ 0.463	14:34:26.374
6 -	1:28.347	+ 28.335	14:27:31.651	13 -	1:00.264	+ 0.252	14:35:26.638
7 -	1:28.089	+ 28.077	14:28:59.740				
18	Paul SHEARD		Mazda MX5				
1 -	1:08.207	+ 8.924	14:21:18.244	8 -	1:26.029	+ 26.746	14:30:18.632
2 -	1:00.473	+ 1.190	14:22:18.717	9 -	59.554	+ 0.271	14:31:18.186
3 -	59.991	+ 0.708	14:23:18.708	10 -	59.283		14:32:17.469
4 -	59.769	+ 0.486	14:24:18.477	11 -	1:00.137	+ 0.854	14:33:17.606
5 -	1:36.330	+ 37.047	14:25:54.807	12 -	59.746	+ 0.463	14:34:17.352
6 -	1:29.232	+ 29.949	14:27:24.039	13 -	1:00.253	+ 0.970	14:35:17.605
7 -	1:28.564	+ 29.281	14:28:52.603				
20	Chris LOVETT		Mazda MX5				
1 -	1:11.496	+ 11.329	14:21:21.533	8 -	1:24.853	+ 24.686	14:30:23.876
2 -	1:01.343	+ 1.176	14:22:22.876	9 -	1:00.728	+ 0.561	14:31:24.604
3 -	1:00.290	+ 0.123	14:23:23.166	10 -	1:00.167		14:32:24.771
4 -	1:01.295	+ 1.128	14:24:24.461	11 -	1:00.644	+ 0.477	14:33:25.415
5 -	1:37.929	+ 37.762	14:26:02.390	12 -	1:00.323	+ 0.156	14:34:25.738
6 -	1:28.875	+ 28.708	14:27:31.265	13 -	1:00.297	+ 0.130	14:35:26.035
7 -	1:27.758	+ 27.591	14:28:59.023				
22	Scott FERGUSON		Mazda MX5				
1 -	1:19.802	+ 16.551	14:21:29.839	2 -	1:03.251		14:22:33.090
23	Martin TOLLEY		Mazda MX5				
1 -	1:13.130	+ 11.949	14:21:23.167	6 -	1:29.353	+ 28.172	14:27:36.749
2 -	1:02.424	+ 1.243	14:22:25.591	7 -	1:25.499	+ 24.318	14:29:02.248
3 -	1:01.181		14:23:26.772	8 -	1:24.450	+ 23.269	14:30:26.698
4 -	1:01.576	+ 0.395	14:24:28.348	9 -	1:02.285	+ 1.104	14:31:28.983
5 -	1:39.048	+ 37.867	14:26:07.396				

Brands Hatch Indy
 Circuit Length = 1.1986 miles
 Start: 14:20 End: 14:36

Ma5da MX5 Championship

RACE 1 - LAP ANALYSIS

24	Derek BROOK		Mazda MX5				
1 -	1:18.320	+ 17.332	14:21:28.357	8 -	1:26.616	+ 25.628	14:30:31.520
2 -	1:02.437	+ 1.449	14:22:30.794	9 -	1:01.884	+ 0.896	14:31:33.404
3 -	1:01.061	+ 0.073	14:23:31.855	10 -	1:01.944	+ 0.956	14:32:35.348
4 -	1:02.182	+ 1.194	14:24:34.037	11 -	1:01.252	+ 0.264	14:33:36.600
5 -	1:38.341	+ 37.353	14:26:12.378	12 -	1:01.060	+ 0.072	14:34:37.660
6 -	1:31.669	+ 30.681	14:27:44.047	13 -	1:00.988		14:35:38.648
7 -	1:20.857	+ 19.869	14:29:04.904				
28	Scot KIRLEW		Mazda MX5				
1 -	1:10.486	+ 10.471	14:21:20.523	8 -	1:25.407	+ 25.392	14:30:22.525
2 -	1:01.487	+ 1.472	14:22:22.010	9 -	1:00.580	+ 0.565	14:31:23.105
3 -	1:00.015		14:23:22.025	10 -	1:00.420	+ 0.405	14:32:23.525
4 -	1:01.203	+ 1.188	14:24:23.228	11 -	1:01.238	+ 1.223	14:33:24.763
5 -	1:36.651	+ 36.636	14:25:59.879	12 -	1:00.335	+ 0.320	14:34:25.098
6 -	1:28.705	+ 28.690	14:27:28.584	13 -	1:00.477	+ 0.462	14:35:25.575
7 -	1:28.534	+ 28.519	14:28:57.118				
32	Charles PLUMLEY		Mazda MX5				
1 -	1:07.323	+ 7.707	14:21:17.360	8 -	1:26.830	+ 27.214	14:30:17.751
2 -	1:00.148	+ 0.532	14:22:17.508	9 -	59.616		14:31:17.367
3 -	1:00.413	+ 0.797	14:23:17.921	10 -	1:00.040	+ 0.424	14:32:17.407
4 -	59.821	+ 0.205	14:24:17.742	11 -	1:00.321	+ 0.705	14:33:17.728
5 -	1:35.298	+ 35.682	14:25:53.040	12 -	1:00.142	+ 0.526	14:34:17.870
6 -	1:29.201	+ 29.585	14:27:22.241	13 -	59.720	+ 0.104	14:35:17.590
7 -	1:28.680	+ 29.064	14:28:50.921				
33	Robert BOSTON		Mazda MX5				
1 -	1:04.949	+ 6.051	14:21:14.986	8 -	1:28.172	+ 29.274	14:30:16.082
2 -	58.953	+ 0.055	14:22:13.939	9 -	59.513	+ 0.615	14:31:15.595
3 -	59.356	+ 0.458	14:23:13.295	10 -	59.457	+ 0.559	14:32:15.052
4 -	59.359	+ 0.461	14:24:12.654	11 -	58.898		14:33:13.950
5 -	1:37.560	+ 38.662	14:25:50.214	12 -	59.044	+ 0.146	14:34:12.994
6 -	1:28.763	+ 29.865	14:27:18.977	13 -	59.135	+ 0.237	14:35:12.129
7 -	1:28.933	+ 30.035	14:28:47.910				
44	Giuseppe RICOTTA		Mazda MX5				
1 -	1:18.052	+ 16.007	14:21:28.089	8 -	1:28.448	+ 26.403	14:30:36.716
2 -	1:02.655	+ 0.610	14:22:30.744	9 -	1:03.053	+ 1.008	14:31:39.769
3 -	1:02.818	+ 0.773	14:23:33.562	10 -	1:03.037	+ 0.992	14:32:42.806
4 -	1:02.609	+ 0.564	14:24:36.171	11 -	1:02.383	+ 0.338	14:33:45.189
5 -	1:39.160	+ 37.115	14:26:15.331	12 -	1:02.045		14:34:47.234
6 -	1:34.040	+ 31.995	14:27:49.371	13 -	1:02.049	+ 0.004	14:35:49.283
7 -	1:18.897	+ 16.852	14:29:08.268				
51	Ben ROBINSON		Mazda MX5				
1 -	1:10.766	+ 10.727	14:21:20.803	8 -	1:24.629	+ 24.590	14:30:22.889
2 -	1:01.671	+ 1.632	14:22:22.474	9 -	1:00.884	+ 0.845	14:31:23.773
3 -	1:00.363	+ 0.324	14:23:22.837	10 -	1:00.039		14:32:23.812
4 -	1:00.881	+ 0.842	14:24:23.718	11 -	1:00.729	+ 0.690	14:33:24.541
5 -	1:37.649	+ 37.610	14:26:01.367	12 -	1:00.488	+ 0.449	14:34:25.029
6 -	1:29.141	+ 29.102	14:27:30.508	13 -	1:00.259	+ 0.220	14:35:25.288
7 -	1:27.752	+ 27.713	14:28:58.260				
52	Christopher KARRAS		Mazda MX5				
1 -	1:19.196	+ 16.906	14:21:29.233	8 -	1:27.915	+ 25.625	14:30:36.638
2 -	1:03.607	+ 1.317	14:22:32.840	9 -	1:03.684	+ 1.394	14:31:40.322
3 -	1:04.482	+ 2.192	14:23:37.322	10 -	1:02.809	+ 0.519	14:32:43.131
4 -	1:04.640	+ 2.350	14:24:41.962	11 -	1:02.290		14:33:45.421
5 -	1:33.906	+ 31.616	14:26:15.868	12 -	1:02.886	+ 0.596	14:34:48.307
6 -	1:34.021	+ 31.731	14:27:49.889	13 -	1:02.968	+ 0.678	14:35:51.275
7 -	1:18.834	+ 16.544	14:29:08.723				

Brands Hatch Indy
 Circuit Length = 1.1986 miles
 Start: 14:20 End: 14:36

Ma5da MX5 Championship

RACE 1 - LAP ANALYSIS

53	Mahinda VASWANI			Mazda MX5			
1 -	1:09.349	+ 9.881	14:21:19.386	8 -	1:26.058	+ 26.590	14:30:20.583
2 -	1:00.668	+ 1.200	14:22:20.054	9 -	59.723	+ 0.255	14:31:20.306
3 -	1:00.139	+ 0.671	14:23:20.193	10 -	1:02.771	+ 3.303	14:32:23.077
4 -	1:00.248	+ 0.780	14:24:20.441	11 -	59.468		14:33:22.545
5 -	1:35.997	+ 36.529	14:25:56.438	12 -	59.631	+ 0.163	14:34:22.176
6 -	1:29.371	+ 29.903	14:27:25.809	13 -	1:00.805	+ 1.337	14:35:22.981
7 -	1:28.716	+ 29.248	14:28:54.525				
55	Ian HARDY			Mazda MX5			
1 -	1:17.354	+ 15.596	14:21:27.391	8 -	1:27.321	+ 25.563	14:30:35.173
2 -	1:01.974	+ 0.216	14:22:29.365	9 -	1:03.859	+ 2.101	14:31:39.032
3 -	1:01.758		14:23:31.123	10 -	1:02.654	+ 0.896	14:32:41.686
4 -	1:04.218	+ 2.460	14:24:35.341	11 -	1:02.306	+ 0.548	14:33:43.992
5 -	1:39.017	+ 37.259	14:26:14.358	12 -	1:02.496	+ 0.738	14:34:46.488
6 -	1:34.403	+ 32.645	14:27:48.761	13 -	1:02.142	+ 0.384	14:35:48.630
7 -	1:19.091	+ 17.333	14:29:07.852				
56	Chris ROWLINSON			Mazda MX5			
1 -	1:08.440	+ 9.038	14:21:18.477	8 -	1:26.136	+ 26.734	14:30:17.917
2 -	59.927	+ 0.525	14:22:18.404	9 -	1:00.382	+ 0.980	14:31:18.299
3 -	59.861	+ 0.459	14:23:18.265	10 -	59.402		14:32:17.701
4 -	59.643	+ 0.241	14:24:17.908	11 -	1:00.267	+ 0.865	14:33:17.968
5 -	1:35.929	+ 36.527	14:25:53.837	12 -	59.464	+ 0.062	14:34:17.432
6 -	1:29.291	+ 29.889	14:27:23.128	13 -	59.898	+ 0.496	14:35:17.330
7 -	1:28.653	+ 29.251	14:28:51.781				
69	Matt ROBINSON			Mazda MX5			
1 -	1:10.575	+ 11.177	14:21:20.612	8 -	1:24.725	+ 25.327	14:30:22.625
2 -	1:01.518	+ 2.120	14:22:22.130	9 -	1:00.859	+ 1.461	14:31:23.484
3 -	1:00.128	+ 0.730	14:23:22.258	10 -	1:00.023	+ 0.625	14:32:23.507
4 -	1:01.237	+ 1.839	14:24:23.495	11 -	59.398		14:33:22.905
5 -	1:37.367	+ 37.969	14:26:00.862	12 -	1:00.069	+ 0.671	14:34:22.974
6 -	1:29.163	+ 29.765	14:27:30.025	13 -	1:00.394	+ 0.996	14:35:23.368
7 -	1:27.875	+ 28.477	14:28:57.900				
78	Kevin DENGATE			Mazda MX5			
1 -	1:14.997	+ 14.172	14:21:25.034	8 -	1:24.721	+ 23.896	14:30:27.857
2 -	1:01.977	+ 1.152	14:22:27.011	9 -	1:01.674	+ 0.849	14:31:29.531
3 -	1:01.292	+ 0.467	14:23:28.303	10 -	1:02.425	+ 1.600	14:32:31.956
4 -	1:00.860	+ 0.035	14:24:29.163	11 -	1:01.662	+ 0.837	14:33:33.618
5 -	1:39.291	+ 38.466	14:26:08.454	12 -	1:00.825		14:34:34.443
6 -	1:29.802	+ 28.977	14:27:38.256	13 -	1:01.595	+ 0.770	14:35:36.038
7 -	1:24.880	+ 24.055	14:29:03.136				
82	Christopher WOODGER			Mazda MX5			
1 -	1:09.792	+ 9.665	14:21:19.829	8 -	1:25.566	+ 25.439	14:30:20.841
2 -	1:00.596	+ 0.469	14:22:20.425	9 -	1:00.127		14:31:20.968
3 -	1:00.746	+ 0.619	14:23:21.171	10 -	1:00.458	+ 0.331	14:32:21.426
4 -	1:00.471	+ 0.344	14:24:21.642	11 -	1:01.194	+ 1.067	14:33:22.620
5 -	1:35.454	+ 35.327	14:25:57.096	12 -	1:00.165	+ 0.038	14:34:22.785
6 -	1:29.297	+ 29.170	14:27:26.393	13 -	1:00.489	+ 0.362	14:35:23.274
7 -	1:28.882	+ 28.755	14:28:55.275				
88	Simon McALPINE			Mazda MX5			
1 -	1:10.448	+ 10.527	14:21:20.485	8 -	1:25.505	+ 25.584	14:30:21.200
2 -	1:00.642	+ 0.721	14:22:21.127	9 -	59.921		14:31:21.121
3 -	1:00.156	+ 0.235	14:23:21.283	10 -	1:00.399	+ 0.478	14:32:21.520
4 -	1:00.686	+ 0.765	14:24:21.969	11 -	1:00.084	+ 0.163	14:33:21.604
5 -	1:35.918	+ 35.997	14:25:57.887	12 -	1:00.491	+ 0.570	14:34:22.095
6 -	1:29.031	+ 29.110	14:27:26.918	13 -	1:00.749	+ 0.828	14:35:22.844
7 -	1:28.777	+ 28.856	14:28:55.695				

Brands Hatch Indy
 Circuit Length = 1.1986 miles
 Start: 14:20 End: 14:36


Ma5da MX5 Championship
RACE 1 - LAP ANALYSIS

96		Mark PIERPOINT		Mazda MX5			
1 -	1:10.233	+ 9.453	14:21:20.270	8 -	1:25.904	+ 25.124	14:30:22.221
2 -	1:00.867	+ 0.087	14:22:21.137	9 -	1:16.673	+ 15.893	14:31:38.894
3 -	1:00.838	+ 0.058	14:23:21.975	10 -	1:01.242	+ 0.462	14:32:40.136
4 -	1:00.780		14:24:22.755	11 -	1:01.221	+ 0.441	14:33:41.357
5 -	1:35.915	+ 35.135	14:25:58.670	12 -	1:00.976	+ 0.196	14:34:42.333
6 -	1:29.328	+ 28.548	14:27:27.998	13 -	1:01.341	+ 0.561	14:35:43.674
7 -	1:28.319	+ 27.539	14:28:56.317				
99		Jonathan BLAKE		Mazda MX5			
1 -	1:07.115	+ 7.768	14:21:17.152	8 -	1:27.815	+ 28.468	14:30:16.781
2 -	59.973	+ 0.626	14:22:17.125	9 -	59.347		14:31:16.128
3 -	1:00.006	+ 0.659	14:23:17.131	10 -	59.794	+ 0.447	14:32:15.922
4 -	59.566	+ 0.219	14:24:16.697	11 -	59.686	+ 0.339	14:33:15.608
5 -	1:34.771	+ 35.424	14:25:51.468	12 -	59.560	+ 0.213	14:34:15.168
6 -	1:28.801	+ 29.454	14:27:20.269	13 -	1:00.242	+ 0.895	14:35:15.410
7 -	1:28.697	+ 29.350	14:28:48.966				

Brands Hatch Indy
 Circuit Length = 1.1986 miles
 Start: 14:20 End: 14:36

Ma5da MX5 Championship

RACE 1 - GRID

ROW 16	1:04.368 8 Philippe RETOURNE	55 Ian HARDY
ROW 15	1:03.045 44 Giuseppe RICOTTA	1:03.351 13 Scott LEACH
ROW 14	1:02.036 23 Martin TOLLEY	1:02.927 52 Christopher KARRAS
ROW 13	1:01.110 5 Andrew MAUDE	1:01.637 22 Scott FERGUSON
ROW 12	1:00.741 20 Chris LOVETT	1:00.953 24 Derek BROOK
ROW 11	1:00.377 7 Kevin MIDDLETON	1:00.737 78 Kevin DENGATE
ROW 10	1:00.041 15 Daniel TURBARD	1:00.087 28 Scot KIRLEW
ROW 9	59.789 51 Ben ROBINSON	1:00.031 17 Nick GILFILLAN
ROW 8	59.727 14 James MAXFIELD	59.786 88 Simon McALPINE
ROW 7	59.683 6 Alyn ROBSON	59.710 82 Christopher WOODGER
ROW 6	59.643 69 Matt ROBINSON	59.680 96 Mark PIERPOINT
ROW 5	59.350 56 Chris ROWLINSON	59.613 42 Carl NEWTON
ROW 4	59.238 32 Charles PLUMLEY	59.343 10 Steve GREENSMITH
ROW 3	59.094 53 Mahinda VASWANI	59.147 99 Jonathan BLAKE
ROW 2	58.848 2 Tom ROCHE	58.959 18 Paul SHEARD
ROW 1	58.389 33 Robert BOSTON	58.720 1 Jonathan GREENSMITH
Pole		
		

Car No. 55 - Times disallowed - post Practice scrutineering

Brands Hatch Indy
Circuit Length = 1.1986 miles

These results are provisional until the conclusion of any judicial and technical matters.

Clerk of Course :		Timekeeper :
-------------------	--	--------------

Ma5da MX5 Championship

RACE 1 - CLASSIFICATION

POS	NO	CL	NAME	ENTRY	LAPS	TIME	GAP	DIFF	MPH	BEST	ON
1	33		Robert BOSTON	Mazda MX5	13	15:02.092			62.18	58.898	11
2	1		Jonathan GREENSMITH	Mazda MX5	13	15:02.336	0.244	0.244	62.16	58.746	12
3	2		Tom ROCHE	Mazda MX5	13	15:04.997	2.905	2.661	61.98	59.017	12
4	99		Jonathan BLAKE	Mazda MX5	13	15:05.373	3.281	0.376	61.95	59.347	9
5	56		Chris ROWLINSON	Mazda MX5	13	15:07.293	5.201	1.920	61.82	59.402	10
6	32		Charles PLUMLEY	Mazda MX5	13	15:07.553	5.461	0.260	61.80	59.616	9
7	18		Paul SHEARD	Mazda MX5	13	15:07.568	5.476	0.015	61.80	59.283	10
8	6		Alyn ROBSON	Mazda MX5	13	15:07.723	5.631	0.155	61.79	59.241	9
9	88		Simon McALPINE	Mazda MX5	13	15:12.807	10.715	5.084	61.45	59.921	9
10	53		Mahinda VASWANI	Mazda MX5	13	15:12.944	10.852	0.137	61.44	59.468	11
11	82		Christopher WOODGER	Mazda MX5	13	15:13.237	11.145	0.293	61.42	1:00.127	9
12	69		Matt ROBINSON	Mazda MX5	13	15:13.331	11.239	0.094	61.41	59.398	11
13	51		Ben ROBINSON	Mazda MX5	13	15:15.251	13.159	1.920	61.28	1:00.039	10
14	28		Scot KIRLEW	Mazda MX5	13	15:15.538	13.446	0.287	61.27	1:00.015	3
15	20		Chris LOVETT	Mazda MX5	13	15:15.998	13.906	0.460	61.23	1:00.167	10
16	17		Nick GILFILLAN	Mazda MX5	13	15:16.601	14.509	0.603	61.19	1:00.012	10
17	10		Steve GREENSMITH	Mazda MX5	13	15:17.350	15.258	0.749	61.14	59.559	4
18	15		Daniel TURBARD	Mazda MX5	13	15:19.435	17.343	2.085	61.01	1:00.435	10
19	7		Kevin MIDDLETON	Mazda MX5	13	15:20.015	17.923	0.580	60.97	1:00.279	10
20	14		James MAXFIELD	Mazda MX5	13	15:20.156	18.064	0.141	60.96	1:00.588	12
21	13		Scott LEACH	Mazda MX5	13	15:24.195	22.103	4.039	60.69	1:00.607	12
22	78		Kevin DENGATE	Mazda MX5	13	15:26.001	23.909	1.806	60.57	1:00.825	12
23	5		Andrew MAUDE	Mazda MX5	13	15:26.506	24.414	0.505	60.54	1:00.994	12
24	24		Derek BROOK	Mazda MX5	13	15:28.611	26.519	2.105	60.40	1:00.988	13
25	96		Mark PIERPOINT	Mazda MX5	13	15:33.637	31.545	5.026	60.08	1:00.780	4
26	55		Ian HARDY	Mazda MX5	13	15:38.593	36.501	4.956	59.76	1:01.758	3
27	44		Giuseppe RICOTTA	Mazda MX5	13	15:39.246	37.154	0.653	59.72	1:02.045	12
28	52		Christopher KARRAS	Mazda MX5	13	15:41.238	39.146	1.992	59.59	1:02.290	11
29	8		Philippe RETOURNE	Mazda MX5	13	15:50.455	48.363	9.217	59.01	1:04.302	13

NOT CLASSIFIED

DNF	23		Martin TOLLEY	Mazda MX5	9	11:18.946	4 laps	4 laps	57.19	1:01.181	3
DNF	22		Scott FERGUSON	Mazda MX5	2	2:23.053	11 laps	7 laps	60.32	1:03.251	2
DNF	42		Carl NEWTON	Mazda MX5	0						

FASTEST LAP

1			Jonathan GREENSMITH	Mazda MX5	12	58.746	73.45 mph	118.21 kph			
---	--	--	---------------------	-----------	----	--------	-----------	------------	--	--	--

Car No 10 - 10 second penalty - G62 & G63 - False Start.

Brands Hatch Indy
Circuit Length = 1.1986 miles
Start: 14:20 End: 14:36

These results are provisional until the conclusion of any judicial and technical matters.

Clerk of Course :		Timekeeper :	
-------------------	--	--------------	--

Ma5da MX5 Championship

RACE 1 - LAP CHART

Lap 1			Lap 2			Lap 3			Lap 4			Lap 5		
No	Behind	Laptime	No	Behind	Laptime	No	Behind	Laptime	No	Behind	Laptime	No	Behind	Laptime
33		1:04.949	33		58.953	33		59.356	33		59.359	33		1:37.560
99	2.166	1:07.115	99	3.186	59.973	1	3.549	59.626	1	3.417	59.227	1	0.540	1:34.683
1	2.295	1:07.244	1	3.279	59.937	99	3.836	1:00.006	99	4.043	59.566	99	1.254	1:34.771
32	2.374	1:07.323	32	3.569	1:00.148	10	4.482	59.803	10	4.682	59.559	10	2.062	1:34.940
10	2.825	1:07.774	10	4.035	1:00.163	32	4.626	1:00.413	32	5.088	59.821	32	2.826	1:35.298
2	3.248	1:08.197	56	4.465	59.927	56	4.970	59.861	56	5.254	59.643	56	3.623	1:35.929
18	3.258	1:08.207	18	4.778	1:00.473	2	5.205	59.543	2	5.543	59.697	2	4.043	1:36.060
56	3.491	1:08.440	2	5.018	1:00.723	18	5.413	59.991	18	5.823	59.769	18	4.593	1:36.330
6	3.969	1:08.918	6	5.943	1:00.927	6	6.406	59.819	6	6.815	59.768	6	5.414	1:36.159
53	4.400	1:09.349	53	6.115	1:00.668	53	6.898	1:00.139	53	7.787	1:00.248	53	6.224	1:35.997
82	4.843	1:09.792	82	6.486	1:00.596	82	7.876	1:00.746	82	8.988	1:00.471	82	6.882	1:35.454
96	5.284	1:10.233	88	7.188	1:00.642	88	7.988	1:00.156	88	9.315	1:00.686	88	7.673	1:35.918
88	5.499	1:10.448	96	7.198	1:00.867	96	8.680	1:00.838	96	10.101	1:00.780	96	8.456	1:35.915
28	5.537	1:10.486	28	8.071	1:01.487	28	8.730	1:00.015	28	10.574	1:01.203	28	9.665	1:36.651
69	5.626	1:10.575	69	8.191	1:01.518	69	8.963	1:00.128	69	10.841	1:01.237	69	10.648	1:37.367
51	5.817	1:10.766	51	8.535	1:01.671	51	9.542	1:00.363	51	11.064	1:00.881	51	11.153	1:37.649
17	6.311	1:11.260	20	8.937	1:01.343	20	9.871	1:00.290	20	11.807	1:01.295	20	12.176	1:37.929
20	6.547	1:11.496	17	9.517	1:02.159	17	10.973	1:00.812	17	12.587	1:00.973	17	13.090	1:38.063
14	6.943	1:11.892	14	9.852	1:01.862	7	11.326	1:00.685	7	12.999	1:01.032	7	13.961	1:38.522
7	7.374	1:12.323	7	9.997	1:01.576	14	11.985	1:01.489	14	13.525	1:00.899	14	14.678	1:38.713
15	7.484	1:12.433	15	10.619	1:02.088	15	12.514	1:01.251	15	14.012	1:00.857	15	15.922	1:39.470
23	8.181	1:13.130	23	11.652	1:02.424	23	13.477	1:01.181	23	15.694	1:01.576	23	17.182	1:39.048
78	10.048	1:14.997	78	13.072	1:01.977	78	15.008	1:01.292	78	16.509	1:00.860	78	18.240	1:39.291
13	10.312	1:15.261	13	13.307	1:01.948	13	15.393	1:01.442	13	17.118	1:01.084	13	19.693	1:40.135
5	11.391	1:16.340	5	14.723	1:02.285	5	17.099	1:01.732	5	19.656	1:01.916	5	20.391	1:38.295
55	12.405	1:17.354	55	15.426	1:01.974	55	17.828	1:01.758	24	21.383	1:02.182	24	22.164	1:38.341
44	13.103	1:18.052	44	16.805	1:02.655	24	18.560	1:01.061	55	22.687	1:04.218	55	24.144	1:39.017
24	13.371	1:18.320	24	16.855	1:02.437	44	20.267	1:02.818	44	23.517	1:02.609	44	25.117	1:39.160
52	14.247	1:19.196	52	18.901	1:03.607	52	24.027	1:04.482	52	29.308	1:04.640	52	25.654	1:33.906
8	14.507	1:19.456	22	19.151	1:03.251	8	27.707	1:05.423	8	34.487	1:06.139	8	26.896	1:29.969
22	14.853	1:19.802	8	21.640	1:06.086									

Car No 10 - 10 second penalty - G62 & G63 - False Start.

Brands Hatch Indy
Circuit Length = 1.1986 miles
Start: 14:20 End: 14:36

Ma5da MX5 Championship

RACE 1 - LAP CHART

Lap 6			Lap 7			Lap 8			Lap 9			Lap 10		
No	Behind	Laptime	No	Behind	Laptime	No	Behind	Laptime	No	Behind	Laptime	No	Behind	Laptime
33		1:28.763	33		1:28.933	33		1:28.172	33		59.513	33		59.457
1	0.712	1:28.935	1	0.387	1:28.608	1	0.094	1:27.879	1	0.137	59.556	1	0.406	59.726
99	1.292	1:28.801	99	1.056	1:28.697	99	0.699	1:27.815	99	0.533	59.347	99	0.870	59.794
10	2.187	1:28.888	10	2.275	1:29.021	10	0.992	1:26.889	10	1.270	59.791	10	1.819	1:00.006
32	3.264	1:29.201	32	3.011	1:28.680	32	1.669	1:26.830	2	1.700	59.203	2	1.903	59.660
56	4.151	1:29.291	56	3.871	1:28.653	56	1.835	1:26.136	32	1.772	59.616	32	2.355	1:00.040
2	4.708	1:29.428	2	4.153	1:28.378	2	2.010	1:26.029	18	2.591	59.554	18	2.417	59.283
18	5.062	1:29.232	18	4.693	1:28.564	18	2.550	1:26.029	56	2.704	1:00.382	56	2.649	59.402
6	6.210	1:29.559	6	5.695	1:28.418	6	3.915	1:26.392	6	3.643	59.241	6	4.033	59.847
53	6.832	1:29.371	53	6.615	1:28.716	53	4.501	1:26.058	53	4.711	59.723	82	6.374	1:00.458
82	7.416	1:29.297	82	7.365	1:28.882	82	4.759	1:25.566	82	5.373	1:00.127	88	6.468	1:00.399
88	7.941	1:29.031	88	7.785	1:28.777	88	5.118	1:25.505	88	5.526	59.921	53	8.025	1:02.771
96	9.021	1:29.328	96	8.407	1:28.319	96	6.139	1:25.904	28	7.510	1:00.580	69	8.455	1:00.023
28	9.607	1:28.705	28	9.208	1:28.534	28	6.443	1:25.407	69	7.889	1:00.859	28	8.473	1:00.420
69	11.048	1:29.163	69	9.990	1:27.875	69	6.543	1:24.725	51	8.178	1:00.884	51	8.760	1:00.039
51	11.531	1:29.141	51	10.350	1:27.752	51	6.807	1:24.629	20	9.009	1:00.728	20	9.719	1:00.167
20	12.288	1:28.875	20	11.113	1:27.758	20	7.794	1:24.853	17	9.797	1:01.260	17	10.352	1:00.012
17	12.674	1:28.347	17	11.830	1:28.089	17	8.050	1:24.392	7	10.171	1:01.365	7	10.993	1:00.279
7	13.792	1:28.594	7	12.744	1:27.885	7	8.319	1:23.747	14	10.720	1:01.096	15	11.949	1:00.435
14	14.151	1:28.236	14	13.261	1:28.043	14	9.137	1:24.048	15	10.971	1:00.597	14	12.124	1:00.861
15	15.200	1:28.041	15	14.012	1:27.745	15	9.887	1:24.047	23	13.388	1:02.285	13	16.617	1:01.775
23	17.772	1:29.353	23	14.338	1:25.499	23	10.616	1:24.450	78	13.936	1:01.674	78	16.904	1:02.425
78	19.279	1:29.802	78	15.226	1:24.880	78	11.775	1:24.721	13	14.299	1:01.366	5	18.382	1:01.493
13	21.512	1:30.582	13	15.705	1:23.126	13	12.446	1:24.913	5	16.346	1:01.736	24	20.296	1:01.944
5	23.961	1:32.333	5	16.541	1:21.513	5	14.123	1:25.754	24	17.809	1:01.884	96	25.084	1:01.242
24	25.070	1:31.669	24	16.994	1:20.857	24	15.438	1:26.616	96	23.299	1:16.673	55	26.634	1:02.654
55	29.784	1:34.403	55	19.942	1:19.091	55	19.091	1:27.321	55	23.437	1:03.859	44	27.754	1:03.037
44	30.394	1:34.040	44	20.358	1:18.897	52	20.556	1:27.915	44	24.174	1:03.053	52	28.079	1:02.809
52	30.912	1:34.021	52	20.813	1:18.834	44	20.634	1:28.448	52	24.727	1:03.684	8	31.848	1:05.028
8	34.228	1:36.095	8	23.075	1:17.780	8	21.355	1:26.452	8	26.277	1:04.435			

Car No 10 - 10 second penalty - G62 & G63 - False Start.

Brands Hatch Indy
Circuit Length = 1.1986 miles
Start: 14:20 End: 14:36

Ma5da MX5 Championship

RACE 1 - LAP CHART


Lap 11			Lap 12			Lap 13		
No	Behind	Laptime	No	Behind	Laptime	No	Behind	Laptime
33		58.898	33		59.044	33		59.135
1	0.509	59.001	1	0.211	58.746	1	0.244	59.168
99	1.658	59.686	99	2.174	59.560	2	2.905	59.751
2	2.316	59.311	2	2.289	59.017	99	3.281	1:00.242
10	3.142	1:00.221	10	3.890	59.792	56	5.201	59.898
18	3.656	1:00.137	18	4.358	59.746	10	5.258	1:00.503
32	3.778	1:00.321	56	4.438	59.464	32	5.461	59.720
56	4.018	1:00.267	32	4.876	1:00.142	18	5.476	1:00.253
6	4.402	59.267	6	5.166	59.808	6	5.631	59.600
88	7.654	1:00.084	88	9.101	1:00.491	88	10.715	1:00.749
53	8.595	59.468	53	9.182	59.631	53	10.852	1:00.805
82	8.670	1:01.194	82	9.791	1:00.165	82	11.145	1:00.489
69	8.955	59.398	69	9.980	1:00.069	69	11.239	1:00.394
51	10.591	1:00.729	51	12.035	1:00.488	51	13.159	1:00.259
28	10.813	1:01.238	28	12.104	1:00.335	28	13.446	1:00.477
20	11.465	1:00.644	20	12.744	1:00.323	20	13.906	1:00.297
17	11.949	1:00.495	17	13.380	1:00.475	17	14.509	1:00.264
7	12.937	1:00.842	7	14.914	1:01.021	15	17.343	1:01.311
15	13.512	1:00.461	15	15.167	1:00.699	7	17.923	1:02.144
14	13.893	1:00.667	14	15.437	1:00.588	14	18.064	1:01.762
13	18.453	1:00.734	13	20.016	1:00.607	13	22.103	1:01.222
78	19.668	1:01.662	78	21.449	1:00.825	78	23.909	1:01.595
5	20.528	1:01.044	5	22.478	1:00.994	5	24.414	1:01.071
24	22.650	1:01.252	24	24.666	1:01.060	24	26.519	1:00.988
96	27.407	1:01.221	96	29.339	1:00.976	96	31.545	1:01.341
55	30.042	1:02.306	55	33.494	1:02.496	55	36.501	1:02.142
44	31.239	1:02.383	44	34.240	1:02.045	44	37.154	1:02.049
52	31.471	1:02.290	52	35.313	1:02.886	52	39.146	1:02.968
8	37.861	1:04.911	8	43.196	1:04.379	8	48.363	1:04.302

Car No 10 - 10 second penalty - G62 & G63 - False Start.

Brands Hatch Indy
Circuit Length = 1.1986 miles
Start: 14:20 End: 14:36

Ma5da MX5 Championship

RACE 5 - GRID

ROW 16	1:07.546 13 Scott LEACH	55 Ian HARDY
ROW 15	1:03.151 44 Giuseppe RICOTTA	1:04.638 8 Philippe RETOURNE
ROW 14	1:02.176 23 Martin TOLLEY	1:02.966 52 Christopher KARRAS
ROW 13	1:01.249 5 Andrew MAUDE	1:01.962 22 Scott FERGUSON
ROW 12	1:00.834 78 Kevin DENGATE	1:01.056 24 Derek BROOK
ROW 11	1:00.615 7 Kevin MIDDLETON	1:00.770 20 Chris LOVETT
ROW 10	1:00.180 28 Scot KIRLEW	1:00.308 17 Nick GILFILLAN
ROW 9	1:00.090 15 Daniel TURBARD	1:00.106 51 Ben ROBINSON
ROW 8	59.856 88 Simon McALPINE	59.974 14 James MAXFIELD
ROW 7	59.748 96 Mark PIERPOINT	59.812 82 Christopher WOODGER
ROW 6	59.647 69 Matt ROBINSON	59.697 6 Alyn ROBSON
ROW 5	59.508 10 Steve GREENSMITH	59.615 42 Carl NEWTON
ROW 4	59.253 32 Charles PLUMLEY	59.469 56 Chris ROWLINSON
ROW 3	59.098 53 Mahinda VASWANI	59.162 99 Jonathan BLAKE
ROW 2	58.949 2 Tom ROCHE	58.980 18 Paul SHEARD
ROW 1	58.689 33 Robert BOSTON	58.831 1 Jonathan GREENSMITH
Pole		
		

Car No. 55 - Times disallowed - post Practice scrutineering

Brands Hatch Indy
Circuit Length = 1.1986 miles

These results are provisional until the conclusion of any judicial and technical matters.

Clerk of Course :		Timekeeper :
-------------------	--	--------------

Ma5da MX5 Championship

RACE 5 - CLASSIFICATION

POS	NO	CL	NAME	ENTRY	LAPS	TIME	GAP	DIFF	MPH	BEST	ON
1	33		Robert BOSTON	Mazda MX5	14	15:08.105			66.52	58.715	12
2	2		Tom ROCHE	Mazda MX5	14	15:09.587	1.482	1.482	66.41	58.891	7
3	99		Jonathan BLAKE	Mazda MX5	14	15:15.933	7.828	6.346	65.95	59.215	9
4	18		Paul SHEARD	Mazda MX5	14	15:15.990	7.885	0.057	65.95	59.262	9
5	32		Charles PLUMLEY	Mazda MX5	14	15:16.393	8.288	0.403	65.92	59.367	7
6	56		Chris ROWLINSON	Mazda MX5	14	15:16.833	8.728	0.440	65.89	59.454	12
7	10		Steve GREENSMITH	Mazda MX5	14	15:20.381	12.276	3.548	65.63	59.701	14
8	69		Matt ROBINSON	Mazda MX5	14	15:20.538	12.433	0.157	65.62	59.414	7
9	6		Alyn ROBSON	Mazda MX5	14	15:21.328	13.223	0.790	65.56	59.365	6
10	28		Scot KIRLEW	Mazda MX5	14	15:21.664	13.559	0.336	65.54	59.776	8
11	96		Mark PIERPOINT	Mazda MX5	14	15:28.798	20.693	7.134	65.04	1:00.128	9
12	53		Mahinda VASWANI	Mazda MX5	14	15:28.960	20.855	0.162	65.03	59.172	8
13	42		Carl NEWTON	Mazda MX5	14	15:29.170	21.065	0.210	65.01	59.719	7
14	20		Chris LOVETT	Mazda MX5	14	15:29.533	21.428	0.363	64.99	1:00.066	8
15	7		Kevin MIDDLETON	Mazda MX5	14	15:30.848	22.743	1.315	64.89	1:00.156	11
16	17		Nick GILFILLAN	Mazda MX5	14	15:33.871	25.766	3.023	64.68	59.863	13
17	15		Daniel TURBARD	Mazda MX5	14	15:39.371	31.266	5.500	64.30	1:00.143	7
18	24		Derek BROOK	Mazda MX5	14	15:42.086	33.981	2.715	64.12	1:00.385	11
19	22		Scott FERGUSON	Mazda MX5	14	15:48.652	40.547	6.566	63.68	1:01.327	11
20	82		Christopher WOODGER	Mazda MX5	14	15:49.747	41.642	1.095	63.60	1:00.250	8
21	23		Martin TOLLEY	Mazda MX5	14	15:52.336	44.231	2.589	63.43	1:00.921	12
22	55		Ian HARDY	Mazda MX5	14	15:53.892	45.787	1.556	63.33	1:01.521	10
23	5		Andrew MAUDE	Mazda MX5	14	15:54.635	46.530	0.743	63.28	1:01.153	12
24	52		Christopher KARRAS	Mazda MX5	14	15:55.445	47.340	0.810	63.22	1:01.538	13
25	13		Scott LEACH	Mazda MX5	14	15:57.213	49.108	1.768	63.11	1:00.340	12
26	8		Philippe RETOURNE	Mazda MX5	13	15:14.719	1 lap	1 lap	61.32	1:03.984	7

NOT CLASSIFIED

DNF 1	Jonathan GREENSMITH	Mazda MX5	13	14:08.014	1 lap		66.14	58.558	13
DNF 51	Ben ROBINSON	Mazda MX5	13	14:26.790	1 lap	18.776	64.71	59.854	9
DNF 14	James MAXFIELD	Mazda MX5	13	14:29.111	1 lap	2.321	64.54	1:00.205	7
DNF 44	Giuseppe RICOTTA	Mazda MX5	10	11:48.005	4 laps	3 laps	60.94	1:02.361	10
DNF 88	Simon McALPINE	Mazda MX5	7	8:22.749	7 laps	3 laps	60.08	59.368	6
DNF 78	Kevin DENGATE	Mazda MX5	1	1:15.528	13 laps	6 laps	57.13	1:15.528	1

FASTEST LAP

1	Jonathan GREENSMITH	Mazda MX5	13	58.558	73.68 mph	118.59 kph
---	---------------------	-----------	----	--------	-----------	------------

Weather / Track : Sunny / Dry

These results are provisional until the conclusion of any judicial and technical matters.

Brands Hatch Indy
Circuit Length = 1.1986 miles
Start: 16:19 End: 16:35

Clerk of Course :

Timekeeper :

Ma5da MX5 Championship

RACE 5 - LAP CHART

Lap 1			Lap 2			Lap 3			Lap 4			Lap 5		
No	Behind	Laptime	No	Behind	Laptime	No	Behind	Laptime	No	Behind	Laptime	No	Behind	Laptime
33		1:05.829	33		58.940	33		1:31.209	33		1:26.732	33		1:13.864
2	0.322	1:06.151	2	1.126	59.744	2	0.350	1:30.433	2	0.411	1:26.793	2	0.223	1:13.676
1	0.411	1:06.240	18	1.665	59.562	18	1.343	1:30.887	18	1.028	1:26.417	18	0.390	1:13.226
18	1.043	1:06.872	1	1.918	1:00.447	1	1.911	1:31.202	1	1.393	1:26.214	1	0.472	1:12.943
99	1.734	1:07.563	99	2.496	59.702	99	2.947	1:31.660	99	1.864	1:25.649	99	0.784	1:12.784
53	2.792	1:08.621	53	3.692	59.840	53	4.063	1:31.580	53	3.445	1:26.114	53	1.608	1:12.027
32	3.048	1:08.877	32	4.283	1:00.175	32	4.946	1:31.872	32	3.934	1:25.720	32	1.958	1:11.888
10	3.300	1:09.129	10	4.670	1:00.310	10	5.715	1:32.254	10	4.847	1:25.864	10	2.280	1:11.297
56	3.721	1:09.550	56	5.104	1:00.323	56	6.703	1:32.808	56	5.719	1:25.748	56	2.670	1:10.815
69	3.910	1:09.739	69	5.493	1:00.523	69	7.873	1:33.589	69	6.393	1:25.252	69	3.295	1:10.766
6	4.289	1:10.118	6	5.866	1:00.517	6	8.559	1:33.902	6	7.156	1:25.329	6	4.092	1:10.800
28	4.843	1:10.672	28	7.160	1:01.257	28	9.506	1:33.555	28	8.094	1:25.320	28	5.037	1:10.807
88	5.338	1:11.167	88	7.483	1:01.085	88	9.974	1:33.700	88	8.649	1:25.407	88	5.896	1:11.111
96	5.446	1:11.275	96	8.112	1:01.606	96	10.441	1:33.538	96	9.282	1:25.573	96	6.696	1:11.278
42	5.969	1:11.798	82	8.505	1:01.402	82	11.036	1:33.740	82	9.927	1:25.623	82	6.767	1:10.704
82	6.043	1:11.872	42	8.922	1:01.893	42	11.895	1:34.182	42	10.794	1:25.631	42	7.657	1:10.727
51	6.654	1:12.483	51	9.194	1:01.480	51	12.628	1:34.643	51	11.176	1:25.280	51	7.753	1:10.441
20	7.085	1:12.914	20	9.770	1:01.625	20	13.459	1:34.898	20	11.998	1:25.271	20	8.859	1:10.725
14	7.650	1:13.479	14	10.144	1:01.434	14	14.179	1:35.244	14	12.577	1:25.130	14	9.133	1:10.420
7	7.953	1:13.782	7	10.932	1:01.919	7	14.939	1:35.216	7	13.268	1:25.061	7	9.580	1:10.176
17	8.279	1:14.108	17	11.295	1:01.956	17	15.709	1:35.623	17	13.757	1:24.780	17	10.246	1:10.353
22	9.106	1:14.935	22	12.276	1:02.110	22	17.101	1:36.034	22	15.026	1:24.657	22	12.136	1:10.974
24	9.419	1:15.248	24	12.599	1:02.120	24	17.611	1:36.221	24	15.555	1:24.676	24	13.359	1:11.668
78	9.699	1:15.528	13	13.192	1:02.107	13	18.441	1:36.458	13	16.255	1:24.546	13	13.580	1:11.189
13	10.025	1:15.854	52	17.431	1:05.071	52	18.912	1:32.690	52	16.602	1:24.422	52	15.238	1:12.500
23	10.335	1:16.164	55	18.755	1:03.744	55	20.474	1:32.928	55	18.044	1:24.302	55	16.012	1:11.832
5	10.877	1:16.706	15	19.401	1:01.411	15	20.846	1:32.654	15	18.807	1:24.693	15	16.268	1:11.325
52	11.300	1:17.129	44	19.608	1:06.674	44	22.047	1:33.648	44	19.516	1:24.201	44	18.043	1:12.391
44	11.874	1:17.703	8	22.061	1:07.101	8	22.749	1:31.897	8	20.367	1:24.350	8	19.669	1:13.166
8	13.900	1:19.729	5	22.808	1:10.871	5	23.389	1:31.790	5	21.154	1:24.497	5	19.723	1:12.433
55	13.951	1:19.780	23	28.524	1:17.129	23	23.930	1:26.615	23	21.512	1:24.314	23	19.859	1:12.211
15	16.930	1:22.759												

Ma5da MX5 Championship

RACE 5 - LAP CHART

Lap 6			Lap 7			Lap 8			Lap 9			Lap 10		
No	Behind	Laptime	No	Behind	Laptime	No	Behind	Laptime	No	Behind	Laptime	No	Behind	Laptime
33		59.256	33		58.874	33		58.822	33		58.873	33		58.843
2	0.390	59.423	2	0.407	58.891	2	0.571	58.986	2	0.607	58.909	1	0.793	58.941
18	0.758	59.624	1	0.829	58.886	1	0.792	58.785	1	0.695	58.776	2	1.165	59.401
1	0.817	59.601	18	1.299	59.415	18	1.787	59.310	18	2.176	59.262	18	2.911	59.578
99	1.477	59.949	99	1.834	59.231	99	2.486	59.474	99	2.828	59.215	99	3.581	59.596
53	2.130	59.778	53	2.654	59.398	53	3.004	59.172	53	3.345	59.214	53	3.909	59.407
32	2.416	59.714	32	2.909	59.367	32	3.619	59.532	32	4.539	59.793	32	5.562	59.866
10	3.021	59.997	56	3.879	59.607	10	5.556	1:00.298	10	6.499	59.816	56	7.611	59.788
56	3.146	59.732	10	4.080	59.933	56	5.876	1:00.819	56	6.666	59.663	10	8.266	1:00.610
69	3.892	59.853	69	4.432	59.414	69	6.036	1:00.426	69	6.951	59.788	69	8.713	1:00.605
6	4.201	59.365	6	4.765	59.438	6	6.258	1:00.315	6	7.210	59.825	6	8.893	1:00.526
28	5.828	1:00.047	28	7.095	1:00.141	28	8.049	59.776	28	8.992	59.816	28	10.052	59.903
88	6.008	59.368	88	8.045	1:00.911	96	10.971	1:00.527	96	12.226	1:00.128	51	14.520	1:01.039
96	7.777	1:00.337	96	9.266	1:00.363	51	11.343	1:00.411	51	12.324	59.854	42	15.069	1:01.115
42	8.572	1:00.171	42	9.417	59.719	42	11.802	1:01.207	42	12.797	59.868	96	15.347	1:01.964
51	8.721	1:00.224	51	9.754	59.907	20	12.451	1:00.066	20	13.666	1:00.088	20	15.685	1:00.862
20	9.892	1:00.289	20	11.207	1:00.189	14	13.290	1:00.432	14	14.647	1:00.230	14	16.065	1:00.261
14	10.349	1:00.472	14	11.680	1:00.205	7	13.961	1:00.540	7	15.289	1:00.201	7	16.882	1:00.436
7	10.955	1:00.631	7	12.243	1:00.162	17	14.757	1:00.254	17	16.510	1:00.626	17	17.784	1:00.117
17	11.703	1:00.713	17	13.325	1:00.496	15	21.967	1:01.157	15	23.450	1:00.356	15	25.505	1:00.898
22	14.753	1:01.873	22	17.667	1:01.788	24	22.072	1:02.524	24	24.054	1:00.855	24	26.631	1:01.420
24	15.200	1:01.097	24	18.370	1:02.044	82	22.450	1:00.250	22	25.756	1:01.889	22	28.636	1:01.723
13	15.422	1:01.098	15	19.632	1:00.143	22	22.740	1:03.895	55	30.113	1:02.117	55	32.791	1:01.521
15	18.363	1:01.351	82	21.022	1:00.327	55	26.869	1:02.030	52	30.989	1:02.656	23	34.759	1:02.471
82	19.569	1:12.058	52	23.300	1:02.188	52	27.206	1:02.728	23	31.131	1:01.935	52	35.391	1:03.245
52	19.986	1:04.004	55	23.661	1:01.975	23	28.069	1:01.949	82	31.280	1:07.703	82	35.450	1:03.013
55	20.560	1:03.804	23	24.942	1:01.855	5	28.401	1:01.614	5	31.527	1:01.999	5	36.096	1:03.412
44	21.404	1:02.617	44	24.974	1:02.444	44	29.680	1:03.528	44	33.245	1:02.438	44	36.763	1:02.361
23	21.961	1:01.358	5	25.609	1:01.784	8	35.785	1:04.364	13	42.407	1:02.181	13	44.393	1:00.829
5	22.699	1:02.232	8	30.243	1:03.984	13	39.099	1:00.678	8	42.509	1:05.597	8	48.302	1:04.636
8	25.133	1:04.720	13	37.243	1:20.695									

Ma5da MX5 Championship

RACE 5 - LAP CHART

Lap 11			Lap 12			Lap 13			Lap 14		
No	Behind	Laptime	No	Behind	Laptime	No	Behind	Laptime	No	Behind	Laptime
33		59.103	33		58.715	33		58.850	33		1:00.195
1	0.316	58.626	1	0.396	58.795	1	0.104	58.558	2	1.482	59.614
2	1.174	59.112	2	1.613	59.154	2	2.063	59.300	8	1 LAP	1:04.637
18	3.567	59.759	18	4.901	1:00.049	8	1 LAP	1:06.148	99	7.828	1:00.561
99	3.955	59.477	99	5.089	59.849	18	7.381	1:01.330	18	7.885	1:00.699
53	4.757	59.951	32	7.269	59.743	99	7.462	1:01.223	32	8.288	1:00.001
32	6.241	59.782	56	8.728	59.454	32	8.482	1:00.063	56	8.728	59.574
56	7.989	59.481	10	11.104	1:00.633	56	9.349	59.471	10	12.276	59.701
10	9.186	1:00.023	69	11.138	1:00.496	10	12.770	1:00.516	69	12.433	59.608
69	9.357	59.747	6	11.229	1:00.425	69	13.020	1:00.732	6	13.223	59.800
6	9.519	59.729	28	11.912	59.813	6	13.618	1:01.239	28	13.559	1:00.093
28	10.814	59.865	51	17.236	1:00.500	28	13.661	1:00.599	96	20.693	1:00.743
51	15.451	1:00.034	53	17.262	1:11.220	51	18.880	1:00.494	53	20.855	1:01.995
42	16.275	1:00.309	42	18.575	1:01.015	53	19.055	1:00.643	42	21.065	1:00.969
96	16.813	1:00.569	96	18.730	1:00.632	96	20.145	1:00.265	20	21.428	1:00.455
20	17.091	1:00.509	20	19.036	1:00.660	42	20.291	1:00.566	7	22.743	1:01.434
14	17.241	1:00.279	14	19.382	1:00.856	20	21.168	1:00.982	17	25.766	1:04.140
7	17.935	1:00.156	7	19.465	1:00.245	14	21.201	1:00.669	15	31.266	1:00.868
17	19.088	1:00.407	17	20.808	1:00.435	7	21.504	1:00.889	24	33.981	1:00.867
15	27.173	1:00.771	15	28.962	1:00.504	17	21.821	59.863	22	40.547	1:03.985
24	27.913	1:00.385	24	30.753	1:01.555	15	30.593	1:00.481	82	41.642	1:00.830
22	30.860	1:01.327	22	33.900	1:01.755	24	33.309	1:01.406	23	44.231	1:01.558
55	35.339	1:01.651	55	38.978	1:02.354	22	36.757	1:01.707	55	45.787	1:02.352
82	37.564	1:01.217	82	39.160	1:00.311	82	41.007	1:00.697	5	46.530	1:02.542
23	37.767	1:02.111	23	39.973	1:00.921	23	42.868	1:01.745	52	47.340	1:02.305
52	38.871	1:02.583	5	41.864	1:01.153	55	43.630	1:03.502	13	49.108	1:00.357
5	39.426	1:02.433	52	42.542	1:02.386	5	44.183	1:01.169			
13	45.725	1:00.435	13	47.350	1:00.340	52	45.230	1:01.538			
8	53.589	1:04.390				13	48.946	1:00.446			

SEMSEC Sports Racing & Kit Car Championship

QUALIFYING - RACE 2 - CLASSIFICATION

POS	NO	CL	NAME	ENTRY	TIME	ON	LAPS	GAP	DIFF	MPH
1	20	9	Mark BURTON	Jade Trackstar	47.568	5	6			90.71
2	22	9	Mike ROBERTS	Radical SR3	49.100	7	13	1.532	1.532	87.88
3	58	8	Charles HARVEY-KELLY	Radical SR4	49.228	10	12	1.660	0.128	87.65
4	80	8	David ENDERBY	Radical SR4	49.272	8	12	1.704	0.044	87.57
5	17	8	Doug NEWMAN	Radical	50.325	6	6	2.757	1.053	85.74
6	69	6	Merrick LINNETT	Caterham C500	50.412	7	12	2.844	0.087	85.59
7	74	9	Ginger MARSHALL	Bowlby MkII	50.425	5	8	2.857	0.013	85.57
8	38	7	Mark BISHOP	Caterham Seven	50.936	8	13	3.368	0.511	84.71
9	8	7	Ian CONIBEAR	Westfield SEiW	51.227	10	10	3.659	0.291	84.23
10	47	6	Kevin HOWELL	Caterham R500	51.466	13	13	3.898	0.239	83.84
11	81	8	Lewis SHAW	Radical Clubsport	51.675	9	11	4.107	0.209	83.50
12	34	7	Nigel BENT	Caterham CSR 260	51.727	12	13	4.159	0.052	83.41
13	32	6	Steve GARNER	Westfield Megabusa	52.495	6	6	4.927	0.768	82.19
14	2	7	Bill HAILSTONE	Caterham C400	53.224	11	11	5.656	0.729	81.07
15	83	6	Adam WARREN	Caterham Seven	53.319	5	13	5.751	0.095	80.92
16	9	6	Bruce WILSON	Caterham CSR Superlight	53.323	10	12	5.755	0.004	80.92
17	63	6	Paul CALLER	Caterham R400	54.330	13	13	6.762	1.007	79.42
18	7	6	Jerry PIKE	Caterham SLR	54.420	7	12	6.852	0.090	79.29
19	31	6	Paul GIBB	Caterham HPC	54.491	2	2	6.923	0.071	79.18
20	72	5	Scott MAKIN	Sylva Riot	54.713	5	12	7.145	0.222	78.86
21	3	5	Graham EWINGS	Caterham Roadsport A	55.752	4	5	8.184	1.039	77.39
22	45	5	Andy BOURN	Caterham Roadsport	56.658	5	5	9.090	0.906	76.15
23	18	5	Andrew GOORD	Locost 7	59.210	11	11	11.642	2.552	72.87
24	49	8	Derek HAMBLY	Radical Clubsport	59.321	2	4	11.753	0.111	72.74
25	50	6	Nick COLE	Caterham Roadsport	1:02.410	1	1	14.842	3.089	69.14
26	5	9	Stephen LITTLER	Mallock Mk18	1:02.493	4	5	14.925	0.083	69.04

Weather / Track : Sunny / Dry

These results are provisional until the conclusion of any judicial and technical matters.

Brands Hatch Indy
Circuit Length = 1.1986 miles
Start: 13:00 End: 13:13

Clerk of Course :		Timekeeper :
-------------------	--	--------------

SEMSEC Sports Racing & Kit Car Championship

QUALIFYING - RACE 2 - LAP ANALYSIS

2	Bill HAILSTONE		7		Caterham C400		
1 -	1:04.778	+ 11.554	13:02:01.266	7 -	54.219	+ 0.995	13:08:49.396
2 -	59.676	+ 6.452	13:03:00.942	8 -	56.158	+ 2.934	13:09:45.554
3 -	1:03.209	+ 9.985	13:04:04.151	9 -	53.376	+ 0.152	13:10:38.930
4 -	56.945	+ 3.721	13:05:01.096	10 -	53.759	+ 0.535	13:11:32.689
5 -	1:51.541 P	+ 58.317	13:06:52.637	11 -	53.224		13:12:25.913
6 -	1:02.540	+ 9.316	13:07:55.177				
3	Graham EWINGS		5		Caterham Roadsport A		
1 -	1:03.421	+ 7.669	13:01:38.073	4 -	55.752		13:04:29.156
2 -	59.117	+ 3.365	13:02:37.190	5 -	55.924	+ 0.172	13:05:25.080
3 -	56.214	+ 0.462	13:03:33.404				
5	Stephen LITTLER		9		Mallock Mk18		
1 -	1:10.191	+ 7.698	13:02:04.219	4 -	1:02.493		13:05:21.900
2 -	1:03.155	+ 0.662	13:03:07.374	5 -	1:03.617	+ 1.124	13:06:25.517
3 -	1:12.033	+ 9.540	13:04:19.407				
7	Jerry PIKE		6		Caterham SLR		
1 -	1:03.578	+ 9.158	13:01:34.516	7 -	54.420		13:08:19.325
2 -	56.252	+ 1.832	13:02:30.768	8 -	55.394	+ 0.974	13:09:14.719
3 -	55.914	+ 1.494	13:03:26.682	9 -	55.813	+ 1.393	13:10:10.532
4 -	2:02.531 P	+ 1:08.111	13:05:29.213	10 -	54.917	+ 0.497	13:11:05.449
5 -	1:00.325	+ 5.905	13:06:29.538	11 -	55.276	+ 0.856	13:12:00.725
6 -	55.367	+ 0.947	13:07:24.905	12 -	55.054	+ 0.634	13:12:55.779
8	Ian CONIBEAR		7		Westfield SEiW		
1 -	1:02.700	+ 11.473	13:01:32.389	6 -	52.438	+ 1.211	13:06:06.448
2 -	54.608	+ 3.381	13:02:26.997	7 -	52.627	+ 1.400	13:06:59.075
3 -	52.479	+ 1.252	13:03:19.476	8 -	53.654	+ 2.427	13:07:52.729
4 -	1:00.862	+ 9.635	13:04:20.338	9 -	52.304	+ 1.077	13:08:45.033
5 -	53.672	+ 2.445	13:05:14.010	10 -	51.227		13:09:36.260
9	Bruce WILSON		6		Caterham CSR Superlight		
1 -	1:06.544	+ 13.221	13:02:16.890	7 -	54.182	+ 0.859	13:08:01.727
2 -	57.640	+ 4.317	13:03:14.530	8 -	54.403	+ 1.080	13:08:56.130
3 -	1:05.019	+ 11.696	13:04:19.549	9 -	54.583	+ 1.260	13:09:50.713
4 -	56.291	+ 2.968	13:05:15.840	10 -	53.323		13:10:44.036
5 -	55.804	+ 2.481	13:06:11.644	11 -	54.384	+ 1.061	13:11:38.420
6 -	55.901	+ 2.578	13:07:07.545	12 -	55.430	+ 2.107	13:12:33.850
17	Doug NEWMAN		8		Radical		
1 -	1:00.825	+ 10.500	13:01:53.156	4 -	51.529	+ 1.204	13:04:30.580
2 -	54.733	+ 4.408	13:02:47.889	5 -	51.601	+ 1.276	13:05:22.181
3 -	51.162	+ 0.837	13:03:39.051	6 -	50.325		13:06:12.506
18	Andrew GOORD		5		Locost 7		
1 -	1:07.820	+ 8.610	13:02:13.255	7 -	1:00.163	+ 0.953	13:08:27.890
2 -	1:01.688	+ 2.478	13:03:14.943	8 -	1:00.496	+ 1.286	13:09:28.386
3 -	1:07.445	+ 8.235	13:04:22.388	9 -	59.921	+ 0.711	13:10:28.307
4 -	1:02.047	+ 2.837	13:05:24.435	10 -	59.560	+ 0.350	13:11:27.867
5 -	1:02.365	+ 3.155	13:06:26.800	11 -	59.210		13:12:27.077
6 -	1:00.927	+ 1.717	13:07:27.727				
20	Mark BURTON		9		Jade Trackstar		
1 -	58.244	+ 10.676	13:01:41.852	4 -	57.189	+ 9.621	13:04:18.602
2 -	50.478	+ 2.910	13:02:32.330	5 -	47.568		13:05:06.170
3 -	49.083	+ 1.515	13:03:21.413	6 -	47.670	+ 0.102	13:05:53.840
22	Mike ROBERTS		9		Radical SR3		
1 -	1:02.060	+ 12.960	13:02:02.530	8 -	49.321	+ 0.221	13:08:22.802
2 -	52.331	+ 3.231	13:02:54.861	9 -	50.445	+ 1.345	13:09:13.247
3 -	1:16.360	+ 27.260	13:04:11.221	10 -	50.364	+ 1.264	13:10:03.611

Brands Hatch Indy
Circuit Length = 1.1986 miles
Start: 13:00 End: 13:13

Weather / Track : Sunny / Dry

SEMSEC Sports Racing & Kit Car Championship

QUALIFYING - RACE 2 - LAP ANALYSIS

4 -	51.567	+ 2.467	13:05:02.788	11 -	49.712	+ 0.612	13:10:53.323
5 -	50.478	+ 1.378	13:05:53.266	12 -	49.456	+ 0.356	13:11:42.779
6 -	51.115	+ 2.015	13:06:44.381	13 -	50.217	+ 1.117	13:12:32.996
7 -	49.100		13:07:33.481				
31	Paul GIBB		6	Caterham HPC			
1 -	1:04.286	+ 9.795	13:01:59.281	2 -	54.491		13:02:53.772
32	Steve GARNER		6	Westfield Megabusa			
1 -	1:02.877	+ 10.382	13:01:52.866	4 -	53.471	+ 0.976	13:04:38.059
2 -	58.649	+ 6.154	13:02:51.515	5 -	52.899	+ 0.404	13:05:30.958
3 -	53.073	+ 0.578	13:03:44.588	6 -	52.495		13:06:23.453
34	Nigel BENT		7	Caterham CSR 260			
1 -	1:01.407	+ 9.680	13:01:47.784	8 -	52.281	+ 0.554	13:08:04.858
2 -	1:01.332	+ 9.605	13:02:49.116	9 -	51.957	+ 0.230	13:08:56.815
3 -	53.206	+ 1.479	13:03:42.322	10 -	52.099	+ 0.372	13:09:48.914
4 -	52.639	+ 0.912	13:04:34.961	11 -	51.825	+ 0.098	13:10:40.739
5 -	51.932	+ 0.205	13:05:26.893	12 -	51.727		13:11:32.466
6 -	53.337	+ 1.610	13:06:20.230	13 -	53.063	+ 1.336	13:12:25.529
7 -	52.347	+ 0.620	13:07:12.577				
38	Mark BISHOP		7	Caterham Seven			
1 -	1:02.282	+ 11.346	13:02:04.167	8 -	50.936		13:08:20.731
2 -	55.536	+ 4.600	13:02:59.703	9 -	52.102	+ 1.166	13:09:12.833
3 -	1:00.926	+ 9.990	13:04:00.629	10 -	52.173	+ 1.237	13:10:05.006
4 -	52.620	+ 1.684	13:04:53.249	11 -	52.175	+ 1.239	13:10:57.181
5 -	52.568	+ 1.632	13:05:45.817	12 -	53.756	+ 2.820	13:11:50.937
6 -	51.745	+ 0.809	13:06:37.562	13 -	52.097	+ 1.161	13:12:43.034
7 -	52.233	+ 1.297	13:07:29.795				
45	Andy BOURN		5	Caterham Roadsport			
1 -	1:03.831	+ 7.173	13:01:42.985	4 -	57.659	+ 1.001	13:04:37.697
2 -	59.743	+ 3.085	13:02:42.728	5 -	56.658		13:05:34.355
3 -	57.310	+ 0.652	13:03:40.038				
47	Kevin HOWELL		6	Caterham R500			
1 -	1:03.168	+ 11.702	13:01:58.821	8 -	52.170	+ 0.704	13:08:16.666
2 -	54.229	+ 2.763	13:02:53.050	9 -	51.741	+ 0.275	13:09:08.407
3 -	1:00.773	+ 9.307	13:03:53.823	10 -	52.116	+ 0.650	13:10:00.523
4 -	51.902	+ 0.436	13:04:45.725	11 -	52.368	+ 0.902	13:10:52.891
5 -	53.892	+ 2.426	13:05:39.617	12 -	52.395	+ 0.929	13:11:45.286
6 -	52.102	+ 0.636	13:06:31.719	13 -	51.466		13:12:36.752
7 -	52.777	+ 1.311	13:07:24.496				
49	Derek HAMBLY		8	Radical Clubsport			
1 -	1:02.566	+ 3.245	13:01:53.563	3 -	1:47.644	+ 48.323	13:04:40.528
2 -	59.321		13:02:52.884	4 -	59.335	+ 0.014	13:05:39.863
50	Nick COLE		6	Caterham Roadsport			
1 -	1:02.410		13:01:39.212				
58	Charles HARVEY-KELLY		8	Radical SR4			
1 -	59.948	+ 10.720	13:01:48.309	7 -	50.615	+ 1.387	13:07:02.311
2 -	56.594	+ 7.366	13:02:44.903	8 -	50.193	+ 0.965	13:07:52.504
3 -	50.628	+ 1.400	13:03:35.531	9 -	49.932	+ 0.704	13:08:42.436
4 -	52.921	+ 3.693	13:04:28.452	10 -	49.228		13:09:31.664
5 -	53.016	+ 3.788	13:05:21.468	11 -	49.543	+ 0.315	13:10:21.207
6 -	50.228	+ 1.000	13:06:11.696	12 -	49.635	+ 0.407	13:11:10.842
63	Paul CALLER		6	Caterham R400			
1 -	1:02.323	+ 7.993	13:01:38.426	8 -	54.752	+ 0.422	13:08:11.572
2 -	59.309	+ 4.979	13:02:37.735	9 -	55.192	+ 0.862	13:09:06.764
3 -	56.698	+ 2.368	13:03:34.433	10 -	55.323	+ 0.993	13:10:02.087

Brands Hatch Indy
Circuit Length = 1.1986 miles
Start: 13:00 End: 13:13

Weather / Track : Sunny / Dry

SEMSEC Sports Racing & Kit Car Championship

QUALIFYING - RACE 2 - LAP ANALYSIS

4 -	57.317	+ 2.987	13:04:31.750	11 -	54.935	+ 0.605	13:10:57.022
5 -	55.330	+ 1.000	13:05:27.080	12 -	54.864	+ 0.534	13:11:51.886
6 -	54.602	+ 0.272	13:06:21.682	13 -	54.330		13:12:46.216
7 -	55.138	+ 0.808	13:07:16.820				
69	Merrick LINNETT			6	Caterham C500		
1 -	1:04.533	+ 14.121	13:01:32.601	7 -	50.412		13:06:53.165
2 -	55.755	+ 5.343	13:02:28.356	8 -	50.567	+ 0.155	13:07:43.732
3 -	53.458	+ 3.046	13:03:21.814	9 -	2:45.771 P	+ 1:55.359	13:10:29.503
4 -	59.014	+ 8.602	13:04:20.828	10 -	57.965	+ 7.553	13:11:27.468
5 -	51.273	+ 0.861	13:05:12.101	11 -	50.700	+ 0.288	13:12:18.168
6 -	50.652	+ 0.240	13:06:02.753	12 -	50.775	+ 0.363	13:13:08.943
72	Scott MAKIN			5	Sylva Riot		
1 -	1:04.461	+ 9.748	13:02:08.049	7 -	56.541	+ 1.828	13:07:58.311
2 -	57.168	+ 2.455	13:03:05.217	8 -	54.754	+ 0.041	13:08:53.065
3 -	1:11.139	+ 16.426	13:04:16.356	9 -	55.138	+ 0.425	13:09:48.203
4 -	55.958	+ 1.245	13:05:12.314	10 -	55.112	+ 0.399	13:10:43.315
5 -	54.713		13:06:07.027	11 -	57.465	+ 2.752	13:11:40.780
6 -	54.743	+ 0.030	13:07:01.770	12 -	56.055	+ 1.342	13:12:36.835
74	Ginger MARSHALL			9	Bowlby MkII		
1 -	52.739	+ 2.314	13:02:18.435	5 -	50.425		13:05:54.211
2 -	51.972	+ 1.547	13:03:10.407	6 -	51.529	+ 1.104	13:06:45.740
3 -	1:02.158	+ 11.733	13:04:12.565	7 -	50.627	+ 0.202	13:07:36.367
4 -	51.221	+ 0.796	13:05:03.786	8 -	4:52.461 P	+ 4:02.036	13:12:28.828
80	David ENDERBY			8	Radical SR4		
1 -	1:00.462	+ 11.190	13:01:33.677	7 -	49.871	+ 0.599	13:06:43.556
2 -	51.675	+ 2.403	13:02:25.352	8 -	49.272		13:07:32.828
3 -	49.735	+ 0.463	13:03:15.087	9 -	49.573	+ 0.301	13:08:22.401
4 -	56.862	+ 7.590	13:04:11.949	10 -	54.596	+ 5.324	13:09:16.997
5 -	51.164	+ 1.892	13:05:03.113	11 -	50.000	+ 0.728	13:10:06.997
6 -	50.572	+ 1.300	13:05:53.685	12 -	49.752	+ 0.480	13:10:56.749
81	Lewis SHAW			8	Radical Clubsport		
1 -	1:01.935	+ 10.260	13:01:42.634	7 -	52.185	+ 0.510	13:07:02.628
2 -	55.027	+ 3.352	13:02:37.661	8 -	52.368	+ 0.693	13:07:54.996
3 -	52.872	+ 1.197	13:03:30.533	9 -	51.675		13:08:46.671
4 -	53.281	+ 1.606	13:04:23.814	10 -	3:01.205 P	+ 2:09.530	13:11:47.876
5 -	54.027	+ 2.352	13:05:17.841	11 -	56.686	+ 5.011	13:12:44.562
6 -	52.602	+ 0.927	13:06:10.443				
83	Adam WARREN			6	Caterham Seven		
1 -	1:03.838	+ 10.519	13:01:45.576	8 -	53.629	+ 0.310	13:08:11.498
2 -	56.862	+ 3.543	13:02:42.438	9 -	54.764	+ 1.445	13:09:06.262
3 -	55.552	+ 2.233	13:03:37.990	10 -	54.204	+ 0.885	13:10:00.466
4 -	54.576	+ 1.257	13:04:32.566	11 -	55.019	+ 1.700	13:10:55.485
5 -	53.319		13:05:25.885	12 -	53.838	+ 0.519	13:11:49.323
6 -	56.398	+ 3.079	13:06:22.283	13 -	53.996	+ 0.677	13:12:43.319
7 -	55.586	+ 2.267	13:07:17.869				

SEMSEC Sports Racing & Kit Car Championship

RACE 2 - GRID

ROW 13	1:02.410 50 Nick COLE	1:02.493 5 Stephen LITTLER
ROW 12	59.210 18 Andrew GOORD	59.321 49 Derek HAMBLY
ROW 11	55.752 3 Graham EWINGS	56.658 45 Andy BOURN
ROW 10	54.491 31 Paul GIBB	54.713 72 Scott MAKIN
ROW 9	54.330 63 Paul CALLER	54.420 7 Jerry PIKE
ROW 8	53.319 83 Adam WARREN	53.323 9 Bruce WILSON
ROW 7	52.495 32 Steve GARNER	53.224 2 Bill HAILSTONE
ROW 6	51.675 81 Lewis SHAW	51.727 34 Nigel BENT
ROW 5	51.227 8 Ian CONIBEAR	51.466 47 Kevin HOWELL
ROW 4	50.425 74 Ginger MARSHALL	50.936 38 Mark BISHOP
ROW 3	50.325 17 Doug NEWMAN	50.412 69 Merrick LINNETT
ROW 2	49.228 58 Charles HARVEY-KELLY	49.272 80 David ENDERBY
ROW 1	47.568 20 Mark BURTON	49.100 22 Mike ROBERTS

Pole

Brands Hatch Indy
Circuit Length = 1.1986 miles

These results are provisional until the conclusion of any judicial and technical matters.

Clerk of Course :

Timekeeper :

SEMSEC Sports Racing & Kit Car Championship

RACE 2 - CLASSIFICATION

POS	NO	CL	NAME	ENTRY	LAPS	TIME	GAP	DIFF	MPH	BEST	ON
1	20	9	Mark BURTON	Jade Trackstar	12	9:38.514			89.50	46.324	4
2	22	9	Mike ROBERTS	Radical SR3	12	9:57.326	18.812	18.812	86.68	48.730	10
3	58	8	Charles HARVEY-KELLY	Radical SR4	12	10:01.482	22.968	4.156	86.08	49.029	3
4	74	9	Ginger MARSHALL	Bowby MkII	12	10:03.886	25.372	2.404	85.74	48.906	3
5	80	8	David ENDERBY	Radical SR4	12	10:04.483	25.969	0.597	85.66	49.015	10
6	69	6	Merrick LINNETT	Caterham C500	12	10:09.580	31.066	5.097	84.94	49.614	12
7	34	7	Nigel BENT	Caterham CSR 260	12	10:11.382	32.868	1.802	84.69	49.709	10
8	38	7	Mark BISHOP	Caterham Seven	12	10:12.864	34.350	1.482	84.48	49.951	6
9	47	6	Kevin HOWELL	Caterham R500	12	10:22.922	44.408	10.058	83.12	50.969	5
10	81	8	Lewis SHAW	Radical Clubsport	12	10:27.316	48.802	4.394	82.54	51.336	12
11	31	6	Paul GIBB	Caterham HPC	11	9:53.171	1 lap	1 lap	80.02	52.366	10
12	9	6	Bruce WILSON	Caterham CSR Superlight	11	9:54.325	1 lap	1.154	79.86	52.907	6
13	2	7	Bill HAILSTONE	Caterham C400	11	9:54.716	1 lap	0.391	79.81	51.815	9
14	50	6	Nick COLE	Caterham Roadsport	11	9:55.728	1 lap	1.012	79.67	52.753	4
15	83	6	Adam WARREN	Caterham Seven	11	10:00.720	1 lap	4.992	79.01	53.182	5
16	7	6	Jerry PIKE	Caterham SLR	11	10:00.936	1 lap	0.216	78.98	53.381	4
17	3	5	Graham EWINGS	Caterham Roadsport A	11	10:07.063	1 lap	6.127	78.18	53.675	4
18	63	6	Paul CALLER	Caterham R400	11	10:07.137	1 lap	0.074	78.17	53.729	6
19	72	5	Scott MAKIN	Sylva Riot	11	10:08.157	1 lap	1.020	78.04	53.850	4
20	45	5	Andy BOURN	Caterham Roadsport	11	10:25.152	1 lap	16.995	75.92	55.358	7
21	18	5	Andrew GOORD	Locost 7	10	10:01.227	2 laps	1 lap	71.77	58.843	8

NOT CLASSIFIED

DNF	5	9	Stephen LITTLER	Mallock Mk18	5	5:07.297	7 laps	5 laps	70.20	58.708	4
DNF	8	7	Ian CONIBEAR	Westfield SEIW	4	3:29.851	8 laps	1 lap	82.24	50.702	4

FASTEST LAP

20	9	Mark BURTON	Jade Trackstar	4	46.324	93.14 mph	149.90 kph
80	8	David ENDERBY	Radical SR4	10	49.015	88.03 mph	141.67 kph
69	6	Merrick LINNETT	Caterham C500	12	49.614	86.97 mph	139.96 kph
34	7	Nigel BENT	Caterham CSR 260	10	49.709	86.80 mph	139.70 kph
3	5	Graham EWINGS	Caterham Roadsport A	4	53.675	80.39 mph	129.37 kph

Weather / Track : Sunny / Dry

These results are provisional until the conclusion of any judicial and technical matters.

Brands Hatch Indy
Circuit Length = 1.1986 miles
Start: 14:45 End: 14:56

Clerk of Course :

Timekeeper :

SEMSEC Sports Racing & Kit Car Championship

RACE 2 - LAP CHART

Lap 1			Lap 2			Lap 3			Lap 4			Lap 5		
No	Behind	Laptime	No	Behind	Laptime	No	Behind	Laptime	No	Behind	Laptime	No	Behind	Laptime
20		51.119	20		46.341	20		46.332	20		46.324	20		49.000
22	3.978	55.097	22	6.633	48.996	22	9.295	48.994	22	12.254	49.283	18	1 LAP	59.064
58	4.591	55.710	58	7.391	49.141	58	10.088	49.029	58	13.060	49.296	5	1 LAP	58.708
69	5.121	56.240	74	8.263	49.202	74	10.837	48.906	74	13.820	49.307	22	12.492	49.238
74	5.402	56.521	69	9.847	51.067	69	14.307	50.792	69	18.521	50.538	58	13.301	49.241
38	6.024	57.143	38	10.071	50.388	38	14.516	50.777	80	18.691	50.289	74	13.728	48.908
8	6.244	57.363	8	10.730	50.827	80	14.726	50.048	38	19.558	51.366	80	18.788	49.097
47	6.919	58.038	80	11.010	50.372	8	15.357	50.959	8	19.735	50.702	69	19.577	50.056
80	6.979	58.098	47	11.863	51.285	34	15.849	50.115	34	20.093	50.568	38	20.874	50.316
34	7.414	58.533	34	12.066	50.993	47	16.746	51.215	47	21.540	51.118	34	21.364	50.271
81	8.287	59.406	81	13.547	51.601	81	18.743	51.528	81	23.894	51.475	47	23.509	50.969
9	9.772	1:00.891	9	16.723	53.292	9	23.412	53.021	9	30.000	52.912	81	26.645	51.751
2	10.809	1:01.928	50	18.147	53.049	50	25.375	53.560	50	31.804	52.753	9	34.329	53.329
72	10.891	1:02.010	72	19.715	55.165	83	27.043	53.594	83	34.207	53.488	50	35.813	53.009
7	11.302	1:02.421	7	19.758	54.797	7	27.443	54.017	31	34.342	52.557	31	38.348	53.006
50	11.439	1:02.558	83	19.781	53.948	31	28.109	54.345	7	34.500	53.381	83	38.389	53.182
83	12.174	1:03.293	31	20.096	53.384	72	28.548	55.165	2	35.790	52.916	2	39.438	52.648
63	12.830	1:03.949	2	20.138	55.670	63	29.158	54.032	72	36.074	53.850	7	39.492	53.992
31	13.053	1:04.172	63	21.458	54.969	2	29.198	55.392	63	36.912	54.078	72	41.442	54.368
45	13.457	1:04.576	45	22.988	55.872	3	30.595	53.880	3	37.946	53.675	63	42.108	54.196
3	14.100	1:05.219	3	23.047	55.288	45	32.276	55.620	45	41.401	55.449	3	42.961	54.015
18	17.242	1:08.361	18	29.831	58.930	18	42.588	59.089						
5	18.983	1:10.102	5	32.594	59.952	5	45.239	58.977						

SEMSEC Sports Racing & Kit Car Championship
RACE 2 - LAP CHART

Lap 6			Lap 7			Lap 8			Lap 9			Lap 10		
No	Behind	Laptime	No	Behind	Laptime	No	Behind	Laptime	No	Behind	Laptime	No	Behind	Laptime
20		47.231	20		48.811	20		49.970	20		49.549	20		48.037
45	1 LAP	55.699	72	1 LAP	54.949	83	1 LAP	53.660	31	1 LAP	52.704	9	1 LAP	54.154
22	15.378	50.117	3	1 LAP	53.858	7	1 LAP	53.585	2	1 LAP	53.377	31	1 LAP	52.962
58	16.692	50.622	45	1 LAP	55.544	63	1 LAP	54.581	83	1 LAP	54.085	50	1 LAP	53.743
74	18.013	51.516	22	16.084	49.517	3	1 LAP	54.446	7	1 LAP	54.219	2	1 LAP	51.815
18	1 LAP	59.577	58	17.286	49.405	72	1 LAP	54.937	63	1 LAP	53.809	83	1 LAP	53.582
80	20.809	49.252	74	18.207	49.005	45	1 LAP	55.358	3	1 LAP	53.991	7	1 LAP	53.423
5	1 LAP	59.558	80	21.350	49.352	22	15.490	49.376	72	1 LAP	54.779	63	1 LAP	53.886
69	22.423	50.077	69	24.274	50.662	58	17.291	49.975	22	14.847	48.906	3	1 LAP	53.762
38	23.594	49.951	38	25.080	50.297	74	17.849	49.612	58	17.096	49.354	22	15.540	48.730
34	24.168	50.035	34	26.473	51.116	80	21.224	49.844	74	17.825	49.525	72	1 LAP	53.887
47	27.288	51.010	18	1 LAP	59.204	69	24.463	50.159	45	1 LAP	57.559	58	18.501	49.442
81	30.942	51.528	47	29.793	51.316	38	25.904	50.794	80	21.141	49.466	74	19.137	49.349
9	40.005	52.907	81	34.048	51.917	34	26.322	49.819	69	25.216	50.302	80	22.119	49.015
50	42.058	53.476	9	44.498	53.304	47	31.753	51.930	38	26.875	50.520	69	27.429	50.250
31	43.601	52.484	50	46.317	53.070	81	36.415	52.337	34	27.024	50.251	34	28.696	49.709
2	45.180	52.973	31	47.331	52.541	18	1 LAP	59.015	47	33.847	51.643	38	29.437	50.599
83	45.251	54.093	2	48.978	52.609	9	47.845	53.317	81	38.288	51.422	45	1 LAP	56.578
7	45.650	53.389				50	49.291	52.944	18	1 LAP	58.843	47	37.280	51.470
63	48.606	53.729										81	41.815	51.564

SEMSEC Sports Racing & Kit Car Championship
RACE 2 - LAP CHART

Lap 11			Lap 12		
No	Behind	Laptime	No	Behind	Laptime
20		47.557	20		48.243
31	1 LAP	52.366	31	1 LAP	52.650
9	1 LAP	53.410	9	1 LAP	53.788
18	2 LAPS	59.304	2	1 LAP	52.721
2	1 LAP	52.667	50	1 LAP	53.668
50	1 LAP	53.898	22	18.812	49.823
83	1 LAP	53.473	83	1 LAP	54.322
7	1 LAP	53.482	7	1 LAP	54.230
22	17.232	49.249	18	2 LAPS	59.840
58	21.202	50.258	58	22.968	50.009
3	1 LAP	54.090	74	25.372	50.484
63	1 LAP	55.699	80	25.969	50.322
74	23.131	51.551	3	1 LAP	54.839
72	1 LAP	54.623	63	1 LAP	54.209
80	23.890	49.328	72	1 LAP	54.424
69	29.695	49.823	69	31.066	49.614
34	31.107	49.968	34	32.868	50.004
38	32.314	50.434	38	34.350	50.279
45	1 LAP	56.296	47	44.408	51.581
47	41.070	51.347	45	1 LAP	56.601
81	45.709	51.451	81	48.802	51.336

SEMSEC Open Single Seater Championship

QUALIFYING - RACE 3 - CLASSIFICATION

POS	NO	CL	NAME	ENTRY	TIME	ON	LAPS	GAP	DIFF	MPH
1	37	A	Dave CONNOR	Jedi Mk6	46.868	13	15			92.06
2	18	A	John LORD	Jedi Mk6	47.312	12	15	0.444	0.444	91.20
3	17	B	Dan de ZILLE	Mygale FF1600	49.334	2	6	2.466	2.022	87.46
4	12	E	Chris KITE	Dallara 393	49.683	11	12	2.815	0.349	86.85
5	11	D	Chris SCOTT	Alpa Formula Renault	50.860	10	12	3.992	1.177	84.84
6	24	C	Matt HAYES	Jamun M97Z	51.341	11	14	4.473	0.481	84.04
7	65	C	Peter DENHAM	Reynard RF78	51.826	13	13	4.958	0.485	83.26
8	13	E	Christopher CHANDLER	Tatuus Formula Renault	51.890	12	13	5.022	0.064	83.15
9	2	C	Robert HOWE	Van Diemen RF96	53.097	12	13	6.229	1.207	81.26
10	23	C	Simon BUTLER	Vector MG96	53.575	9	13	6.707	0.478	80.54
11	51	B	Colin JOHNSON	Reynard RF89	54.386	9	13	7.518	0.811	79.34
12	10	B	Andy OLIVER	Alexis Mk5	56.158	11	13	9.290	1.772	76.83
13	34	C	Mark AUSTIN	Van Diemen RF95	59.638	11	12	12.770	3.480	72.35
14	19	B	Innes HICKMAN	Marrick FF-CWA	1:01.357	5	6	14.489	1.719	70.32
15	21	C	Simon MORGAN	Van Diemen RF96	1:02.817	3	5	15.949	1.460	68.69

Weather / Track : Sunny / Dry

These results are provisional until the conclusion of any judicial and technical matters.

Brands Hatch Indy
 Circuit Length = 1.1986 miles
 Start: 13:39 End: 13:52

Clerk of Course :		Timekeeper :
-------------------	--	--------------

SEMSEC Open Single Seater Championship

QUALIFYING - RACE 3 - LAP ANALYSIS

2	Robert HOWE						C	Van Diemen RF96					
1 -	1:08.491	+ 15.394	13:40:57.814	8 -	55.119	+ 2.022	13:47:44.715						
2 -	1:03.040	+ 9.943	13:42:00.854	9 -	54.420	+ 1.323	13:48:39.135						
3 -	1:00.672	+ 7.575	13:43:01.526	10 -	54.042	+ 0.945	13:49:33.177						
4 -	59.038	+ 5.941	13:44:00.564	11 -	53.412	+ 0.315	13:50:26.589						
5 -	55.600	+ 2.503	13:44:56.164	12 -	53.097		13:51:19.686						
6 -	56.458	+ 3.361	13:45:52.622	13 -	53.255	+ 0.158	13:52:12.941						
7 -	56.974	+ 3.877	13:46:49.596										
10	Andy OLIVER						B	Alexis Mk5					
1 -	1:06.093	+ 9.935	13:41:02.903	8 -	56.991	+ 0.833	13:47:46.458						
2 -	59.326	+ 3.168	13:42:02.229	9 -	56.501	+ 0.343	13:48:42.959						
3 -	58.492	+ 2.334	13:43:00.721	10 -	58.752	+ 2.594	13:49:41.711						
4 -	57.919	+ 1.761	13:43:58.640	11 -	56.158		13:50:37.869						
5 -	56.732	+ 0.574	13:44:55.372	12 -	56.620	+ 0.462	13:51:34.489						
6 -	56.472	+ 0.314	13:45:51.844	13 -	56.405	+ 0.247	13:52:30.894						
7 -	57.623	+ 1.465	13:46:49.467										
11	Chris SCOTT						D	Alpa Formula Renault					
1 -	1:05.909	+ 15.049	13:40:52.897	7 -	53.840	+ 2.980	13:46:09.741						
2 -	55.965	+ 5.105	13:41:48.862	8 -	52.399	+ 1.539	13:47:02.140						
3 -	52.297	+ 1.437	13:42:41.159	9 -	51.142	+ 0.282	13:47:53.282						
4 -	51.771	+ 0.911	13:43:32.930	10 -	50.860		13:48:44.142						
5 -	51.203	+ 0.343	13:44:24.133	11 -	55.016	+ 4.156	13:49:39.158						
6 -	51.768	+ 0.908	13:45:15.901	12 -	52.061	+ 1.201	13:50:31.219						
12	Chris KITE						E	Dallara 393					
1 -	1:07.887	+ 18.204	13:40:58.109	7 -	53.503	+ 3.820	13:48:13.575						
2 -	58.803	+ 9.120	13:41:56.912	8 -	55.366	+ 5.683	13:49:08.941						
3 -	55.976	+ 6.293	13:42:52.888	9 -	50.924	+ 1.241	13:49:59.865						
4 -	2:31.679 P	+ 1:41.996	13:45:24.567	10 -	50.054	+ 0.371	13:50:49.919						
5 -	1:02.799	+ 13.116	13:46:27.366	11 -	49.683		13:51:39.602						
6 -	52.706	+ 3.023	13:47:20.072	12 -	50.549	+ 0.866	13:52:30.151						
13	Christopher CHANDLER						E	Tatuus Formula Renault					
1 -	1:07.511	+ 15.621	13:40:59.676	8 -	52.152	+ 0.262	13:47:54.545						
2 -	56.523	+ 4.633	13:41:56.199	9 -	52.431	+ 0.541	13:48:46.976						
3 -	53.906	+ 2.016	13:42:50.105	10 -	52.585	+ 0.695	13:49:39.561						
4 -	1:17.491	+ 25.601	13:44:07.596	11 -	52.627	+ 0.737	13:50:32.188						
5 -	53.448	+ 1.558	13:45:01.044	12 -	51.890		13:51:24.078						
6 -	52.342	+ 0.452	13:45:53.386	13 -	52.716	+ 0.826	13:52:16.794						
7 -	1:09.007	+ 17.117	13:47:02.393										
17	Dan de ZILLE						B	Mygale FF1600					
1 -	50.110	+ 0.776	13:41:29.398	4 -	51.982	+ 2.648	13:44:00.171						
2 -	49.334		13:42:18.732	5 -	49.505	+ 0.171	13:44:49.676						
3 -	49.457	+ 0.123	13:43:08.189	6 -	4:28.646 P	+ 3:39.312	13:49:18.322						
18	John LORD						A	Jedi Mk6					
1 -	1:01.690	+ 14.378	13:40:56.989	9 -	47.885	+ 0.573	13:47:26.383						
2 -	51.376	+ 4.064	13:41:48.365	10 -	48.405	+ 1.093	13:48:14.788						
3 -	48.659	+ 1.347	13:42:37.024	11 -	51.359	+ 4.047	13:49:06.147						
4 -	47.871	+ 0.559	13:43:24.895	12 -	47.312		13:49:53.459						
5 -	47.661	+ 0.349	13:44:12.556	13 -	47.430	+ 0.118	13:50:40.889						
6 -	48.004	+ 0.692	13:45:00.560	14 -	47.903	+ 0.591	13:51:28.792						
7 -	49.785	+ 2.473	13:45:50.345	15 -	47.334	+ 0.022	13:52:16.126						
8 -	48.153	+ 0.841	13:46:38.498										
19	Innes HICKMAN						B	Marrick FF-CWA					
1 -	1:07.851	+ 6.494	13:40:50.718	4 -	1:07.433	+ 6.076	13:46:03.915						
2 -	1:02.870	+ 1.513	13:41:53.588	5 -	1:01.357		13:47:05.272						
3 -	3:02.894 P	+ 2:01.537	13:44:56.482	6 -	1:11.981	+ 10.624	13:48:17.253						

Brands Hatch Indy
Circuit Length = 1.1986 miles
Start: 13:39 End: 13:52

Weather / Track : Sunny / Dry

SEMSEC Open Single Seater Championship


QUALIFYING - RACE 3 - LAP ANALYSIS

21	Simon MORGAN		C Van Diemen RF96				
1 -	1:10.026	+ 7.209	13:41:09.109	4 -	1:04.869	+ 2.052	13:44:20.757
2 -	1:03.962	+ 1.145	13:42:13.071	5 -	1:04.247	+ 1.430	13:45:25.004
3 -	1:02.817		13:43:15.888				
23	Simon BUTLER		C Vector MG96				
1 -	1:04.389	+ 10.814	13:41:04.767	8 -	54.919	+ 1.344	13:47:32.750
2 -	56.876	+ 3.301	13:42:01.643	9 -	53.575		13:48:26.325
3 -	56.307	+ 2.732	13:42:57.950	10 -	53.657	+ 0.082	13:49:19.982
4 -	55.782	+ 2.207	13:43:53.732	11 -	54.211	+ 0.636	13:50:14.193
5 -	54.285	+ 0.710	13:44:48.017	12 -	53.748	+ 0.173	13:51:07.941
6 -	55.643	+ 2.068	13:45:43.660	13 -	54.055	+ 0.480	13:52:01.996
7 -	54.171	+ 0.596	13:46:37.831				
24	Matt HAYES		C Jamun M97Z				
1 -	1:01.855	+ 10.514	13:40:47.273	8 -	51.784	+ 0.443	13:46:51.893
2 -	53.039	+ 1.698	13:41:40.312	9 -	52.083	+ 0.742	13:47:43.976
3 -	52.396	+ 1.055	13:42:32.708	10 -	51.693	+ 0.352	13:48:35.669
4 -	51.968	+ 0.627	13:43:24.676	11 -	51.341		13:49:27.010
5 -	51.949	+ 0.608	13:44:16.625	12 -	52.136	+ 0.795	13:50:19.146
6 -	51.817	+ 0.476	13:45:08.442	13 -	52.064	+ 0.723	13:51:11.210
7 -	51.667	+ 0.326	13:46:00.109	14 -	51.419	+ 0.078	13:52:02.629
34	Mark AUSTIN		C Van Diemen RF95				
1 -	1:11.612	+ 11.974	13:40:55.953	7 -	1:00.620	+ 0.982	13:47:12.128
2 -	1:03.759	+ 4.121	13:41:59.712	8 -	1:00.477	+ 0.839	13:48:12.605
3 -	1:03.892	+ 4.254	13:43:03.604	9 -	1:02.105	+ 2.467	13:49:14.710
4 -	1:02.959	+ 3.321	13:44:06.563	10 -	1:01.013	+ 1.375	13:50:15.723
5 -	1:03.069	+ 3.431	13:45:09.632	11 -	59.638		13:51:15.361
6 -	1:01.876	+ 2.238	13:46:11.508	12 -	1:00.286	+ 0.648	13:52:15.647
37	Dave CONNOR		A Jedi Mk6				
1 -	55.756	+ 8.888	13:40:37.478	9 -	55.271	+ 8.403	13:47:07.661
2 -	49.375	+ 2.507	13:41:26.853	10 -	56.118	+ 9.250	13:48:03.779
3 -	47.399	+ 0.531	13:42:14.252	11 -	47.042	+ 0.174	13:48:50.821
4 -	47.121	+ 0.253	13:43:01.373	12 -	1:00.794	+ 13.926	13:49:51.615
5 -	49.892	+ 3.024	13:43:51.265	13 -	46.868		13:50:38.483
6 -	47.192	+ 0.324	13:44:38.457	14 -	51.066	+ 4.198	13:51:29.549
7 -	47.046	+ 0.178	13:45:25.503	15 -	47.038	+ 0.170	13:52:16.587
8 -	46.887	+ 0.019	13:46:12.390				
51	Colin JOHNSON		B Reynard RF89				
1 -	1:08.438	+ 14.052	13:40:56.737	8 -	54.991	+ 0.605	13:47:36.682
2 -	59.595	+ 5.209	13:41:56.332	9 -	54.386		13:48:31.068
3 -	57.755	+ 3.369	13:42:54.087	10 -	54.860	+ 0.474	13:49:25.928
4 -	56.899	+ 2.513	13:43:50.986	11 -	55.971	+ 1.585	13:50:21.899
5 -	56.127	+ 1.741	13:44:47.113	12 -	54.548	+ 0.162	13:51:16.447
6 -	58.301	+ 3.915	13:45:45.414	13 -	54.401	+ 0.015	13:52:10.848
7 -	56.277	+ 1.891	13:46:41.691				
65	Peter DENHAM		C Reynard RF78				
1 -	1:08.257	+ 16.431	13:40:59.440	8 -	53.129	+ 1.303	13:47:21.109
2 -	59.784	+ 7.958	13:41:59.224	9 -	53.044	+ 1.218	13:48:14.153
3 -	54.886	+ 3.060	13:42:54.110	10 -	55.840	+ 4.014	13:49:09.993
4 -	55.389	+ 3.563	13:43:49.499	11 -	51.951	+ 0.125	13:50:01.944
5 -	53.333	+ 1.507	13:44:42.832	12 -	52.125	+ 0.299	13:50:54.069
6 -	52.392	+ 0.566	13:45:35.224	13 -	51.826		13:51:45.895
7 -	52.756	+ 0.930	13:46:27.980				

Weather / Track : Sunny / Dry

SEMSEC Open Single Seater Championship

RACE 3 - GRID

ROW 8	1:02.817 21 Simon MORGAN	1:01.357 19 Innes HICKMAN
ROW 7	59.638 34 Mark AUSTIN	56.158 10 Andy OLIVER
ROW 6	54.386 51 Colin JOHNSON	53.575 23 Simon BUTLER
ROW 5	53.097 2 Robert HOWE	51.890 13 Christopher CHANDLER
ROW 4	51.826 65 Peter DENHAM	51.341 24 Matt HAYES
ROW 3	50.860 11 Chris SCOTT	49.683 12 Chris KITE
ROW 2	49.334 17 Dan de ZILLE	47.312 18 John LORD
ROW 1	46.868 37 Dave CONNOR	
Pole		
		

Brands Hatch Indy
Circuit Length = 1.1986 miles

These results are provisional until the conclusion of any judicial and technical matters.

Clerk of Course :

Timekeeper :

SEMSEC Open Single Seater Championship

RACE 3 - CLASSIFICATION

POS	NO	CL	NAME	ENTRY	LAPS	TIME	GAP	DIFF	MPH	BEST	ON
1	37	A	Dave CONNOR	Jedi Mk6	12	9:52.020			87.46	46.711	4
2	18	A	John LORD	Jedi Mk6	12	9:59.220	7.200	7.200	86.41	46.896	4
3	17	B	Dan de ZILLE	Mygale FF1600	12	10:17.879	25.859	18.659	83.80	49.073	3
4	12	E	Chris KITE	Dallara 393	12	10:40.257	48.237	22.378	80.87	48.765	4
5	24	C	Matt HAYES	Jamun M97Z	12	10:43.500	51.480	3.243	80.46	50.973	6
6	11	D	Chris SCOTT	Alpa Formula Renault	12	10:44.612	52.592	1.112	80.32	50.426	4
7	2	C	Robert HOWE	Van Diemen RF96	11	10:02.466	1 lap	1 lap	78.78	52.174	6
8	13	E	Christopher CHANDLER	Tatuus Formula Renault	11	10:12.779	1 lap	10.313	77.45	51.627	2
9	23	C	Simon BUTLER	Vector MG96	11	10:17.168	1 lap	4.389	76.90	53.738	2
10	21	C	Simon MORGAN	Van Diemen RF96	11	10:44.126	1 lap	26.958	73.68	53.250	3
11	51	B	Colin JOHNSON	Reynard RF89	11	10:47.723	1 lap	3.597	73.28	54.065	3
12	10	B	Andy OLIVER	Alexis Mk5	11	10:51.177	1 lap	3.454	72.89	56.295	3

NOT CLASSIFIED

DNF	65	C	Peter DENHAM	Reynard RF78	8	7:33.582	4 laps	3 laps	76.10	51.460	3
DNF	19	B	Innes HICKMAN	Marrick FF-CWA	6	6:34.839	6 laps	2 laps	65.57	59.826	3

FASTEST LAP

37	A	Dave CONNOR	Jedi Mk6	4	46.711	92.37 mph	148.66 kph
12	E	Chris KITE	Dallara 393	4	48.765	88.48 mph	142.40 kph
17	B	Dan de ZILLE	Mygale FF1600	3	49.073	87.93 mph	141.51 kph
11	D	Chris SCOTT	Alpa Formula Renault	4	50.426	85.57 mph	137.71 kph
24	C	Matt HAYES	Jamun M97Z	6	50.973	84.65 mph	136.23 kph

Weather / Track : Sunny / Dry

These results are provisional until the conclusion of any judicial and technical matters.

Brands Hatch Indy
Circuit Length = 1.1986 miles
Start: 15:13 End: 15:24

Clerk of Course :		Timekeeper :
-------------------	--	--------------

SEMSEC Open Single Seater Championship

RACE 3 - LAP CHART

Lap 1			Lap 2			Lap 3			Lap 4			Lap 5		
No	Behind	Laptime	No	Behind	Laptime	No	Behind	Laptime	No	Behind	Laptime	No	Behind	Laptime
37		52.528	37		47.363	37		46.735	37		46.711	37		47.024
18	0.387	52.915	18	0.255	47.231	18	0.663	47.143	18	0.848	46.896	18	1.008	47.184
17	2.700	55.228	17	4.571	49.234	17	6.909	49.073	17	9.412	49.214	19	1 LAP	1:00.983
12	3.894	56.422	12	5.466	48.935	12	7.891	49.160	12	9.945	48.765	17	12.103	49.715
11	5.270	57.798	11	8.846	50.939	11	12.708	50.597	11	16.423	50.426	12	12.597	49.676
24	5.730	58.258	24	9.695	51.328	24	14.448	51.488	24	18.923	51.186	11	20.193	50.794
65	6.375	58.903	65	11.032	52.020	65	15.757	51.460	65	20.797	51.751	24	23.270	51.371
2	7.822	1:00.350	13	12.183	51.627	13	17.896	52.448	13	22.903	51.718	65	25.349	51.576
13	7.919	1:00.447	2	13.550	53.091	2	19.802	52.987	2	25.679	52.588	13	27.683	51.804
23	9.589	1:02.117	23	15.964	53.738	23	23.106	53.877	23	30.453	54.058	2	31.223	52.568
51	10.508	1:03.036	51	17.324	54.179	51	24.654	54.065	51	32.502	54.559	23	37.515	54.086
21	11.972	1:04.500	21	18.273	53.664	21	24.788	53.250	21	32.643	54.566	51	39.714	54.236
10	11.994	1:04.522	10	21.083	56.452	10	30.643	56.295	10	40.335	56.403	21	46.964	1:01.345
19	17.038	1:09.566	19	29.844	1:00.169	19	42.935	59.826						

SEMSEC Open Single Seater Championship

RACE 3 - LAP CHART


Lap 6			Lap 7			Lap 8			Lap 9			Lap 10		
No	Behind	Laptime	No	Behind	Laptime	No	Behind	Laptime	No	Behind	Laptime	No	Behind	Laptime
37		47.368	37		46.953	37		53.073	37		51.090	37		51.522
18	1.595	47.955	18	2.201	47.559	18	3.252	54.124	18	4.973	52.811	2	1 LAP	56.120
10	1 LAP	57.865	21	1 LAP	53.812	23	1 LAP	59.578	23	1 LAP	57.106	18	5.705	52.254
17	14.350	49.615	10	1 LAP	56.686	19	2 LAPS	1:23.950	65	1 LAP	1:21.170	23	1 LAP	56.431
12	15.215	49.986	17	16.957	49.560	51	1 LAP	1:01.467	51	1 LAP	1:02.139	17	23.073	54.215
19	1 LAP	1:00.345	12	17.299	49.037	21	1 LAP	57.451	21	1 LAP	59.834	51	1 LAP	1:02.690
11	23.784	50.959	11	27.721	50.890	17	17.592	53.708	17	20.380	53.878	21	1 LAP	1:02.319
24	26.875	50.973	24	33.742	53.820	12	18.068	53.842	12	24.572	57.594	12	30.885	57.835
65	29.990	52.009	13	37.566	52.410	10	1 LAP	1:02.783	10	1 LAP	1:01.101	10	1 LAP	59.507
13	32.109	51.794	65	37.730	54.693	11	32.400	57.752	11	38.013	56.703	11	41.552	55.061
2	36.029	52.174	2	43.191	54.115	24	35.863	55.194	24	39.873	55.100	24	42.497	54.146
23	44.001	53.854				13	40.416	55.923	13	44.839	55.513			
51	46.671	54.325				2	46.924	56.806						

SEMSEC Open Single Seater Championship
RACE 3 - LAP CHART

Lap 11			Lap 12		
No	Behind	Laptime	No	Behind	Laptime
37		51.220	37		50.433
2	1 LAP	55.864	18	7.200	51.297
18	6.336	51.851	2	1 LAP	55.803
13	1 LAP	1:13.778	13	1 LAP	55.317
23	1 LAP	56.671	23	1 LAP	55.652
17	24.120	52.267	17	25.859	52.172
12	40.545	1:00.880	12	48.237	58.125
51	1 LAP	1:04.321	24	51.480	55.929
21	1 LAP	1:05.021	21	1 LAP	58.364
24	45.984	54.707	11	52.592	57.017
11	46.008	55.676	51	1 LAP	1:02.706
10	1 LAP	59.856	10	1 LAP	59.707

SEMSEC Open Single Seater Championship

RACE 6 - GRID

ROW 8	34 Mark AUSTIN	19 Innes HICKMAN
ROW 7	65 Peter DENHAM	10 Andy OLIVER
ROW 6	51 Colin JOHNSON	21 Simon MORGAN
ROW 5	23 Simon BUTLER	13 Christopher CHANDLER
ROW 4	2 Robert HOWE	11 Chris SCOTT
ROW 3	24 Matt HAYES	12 Chris KITE
ROW 2	17 Dan de ZILLE	18 John LORD
ROW 1	37 Dave CONNOR	
Pole		
		

Brands Hatch Indy
Circuit Length = 1.1986 miles

These results are provisional until the conclusion of any judicial and technical matters.

Clerk of Course :		Timekeeper :

SEMSEC Open Single Seater Championship

RACE 6 - CLASSIFICATION

POS	NO	CL	NAME	ENTRY	LAPS	TIME	GAP	DIFF	MPH	BEST	ON
1	37	A	Dave CONNOR	Jedi Mk6	10	8:04.673			89.03	47.200	5
2	18	A	John LORD	Jedi Mk6	10	8:05.006	0.333	0.333	88.96	47.326	5
3	17	B	Dan de ZILLE	Mygale FF1600	10	8:27.378	22.705	22.372	85.04	49.229	6
4	12	E	Chris KITE	Dallara 393	10	8:35.512	30.839	8.134	83.70	49.753	8
5	11	D	Chris SCOTT	Alpa Formula Renault	10	8:37.807	33.134	2.295	83.33	50.119	7
6	2	C	Robert HOWE	Van Diemen RF96	10	8:56.920	52.247	19.113	80.36	52.407	6
7	65	C	Peter DENHAM	Reynard RF78	10	9:34.867	1:30.194	37.947	75.06	52.135	9
8	13	E	Christopher CHANDLER	Tatuus Formula Renault	9	8:08.508	1 lap	1 lap	79.49	52.235	4
9	23	C	Simon BUTLER	Vector MG96	9	8:22.313	1 lap	13.805	77.31	53.714	6
10	51	B	Colin JOHNSON	Reynard RF89	9	8:25.759	1 lap	3.446	76.78	54.136	9
11	21	C	Simon MORGAN	Van Diemen RF96	9	8:29.843	1 lap	4.084	76.17	53.730	6
12	10	B	Andy OLIVER	Alexis Mk5	9	8:39.912	1 lap	10.069	74.69	55.875	2

FASTEST LAP

37	A	Dave CONNOR	Jedi Mk6	5	47.200	91.42 mph	147.12 kph
17	B	Dan de ZILLE	Mygale FF1600	6	49.229	87.65 mph	141.06 kph
12	E	Chris KITE	Dallara 393	8	49.753	86.72 mph	139.57 kph
11	D	Chris SCOTT	Alpa Formula Renault	7	50.119	86.09 mph	138.55 kph
65	C	Peter DENHAM	Reynard RF78	9	52.135	82.76 mph	133.20 kph

Weather / Track : Sunny / Dry

These results are provisional until the conclusion of any judicial and technical matters.

Brands Hatch Indy
Circuit Length = 1.1986 miles
Start: 16:49 End: 16:59

Clerk of Course :

Timekeeper :

SEMSEC Open Single Seater Championship

RACE 6 - LAP CHART

Lap 1			Lap 2			Lap 3			Lap 4			Lap 5		
No	Behind	Laptime	No	Behind	Laptime	No	Behind	Laptime	No	Behind	Laptime	No	Behind	Laptime
37		53.803	37		47.948	37		47.839	37		48.504	37		47.200
18	0.403	54.206	18	0.381	47.926	18	0.200	47.658	18	0.297	48.601	18	0.423	47.326
11	5.031	58.834	17	9.650	50.557	17	11.677	49.866	17	12.648	49.475	17	14.797	49.349
12	5.345	59.148	11	9.658	52.575	11	13.761	51.942	12	16.460	51.111	12	19.559	50.299
13	6.791	1:00.594	12	9.695	52.298	12	13.853	51.997	11	17.305	52.048	11	20.864	50.759
17	7.041	1:00.844	13	12.158	53.315	13	17.099	52.780	13	20.830	52.235	2	28.612	52.914
2	7.866	1:01.669	2	12.788	52.870	2	18.191	53.242	2	22.898	53.211	65	29.164	53.078
23	9.231	1:03.034	65	14.206	52.620	65	18.682	52.315	65	23.286	53.108	13	32.438	58.808
65	9.534	1:03.337	23	16.047	54.764	21	22.672	54.414	23	29.410	55.096	21	36.462	54.090
21	10.121	1:03.924	21	16.097	53.924	23	22.818	54.610	21	29.572	55.404	23	36.909	54.699
51	11.785	1:05.588	51	18.973	55.136	51	26.237	55.103	51	33.294	55.561	51	41.314	55.220
10	12.937	1:06.740	10	20.864	55.875	10	29.240	56.215	10	37.423	56.687	10	46.660	56.437

SEMSEC Open Single Seater Championship

RACE 6 - LAP CHART

Lap 6			Lap 7			Lap 8			Lap 9			Lap 10		
No	Behind	Laptime	No	Behind	Laptime	No	Behind	Laptime	No	Behind	Laptime	No	Behind	Laptime
37		47.501	37		48.616	37		48.127	37		47.388	37		47.747
18	0.379	47.457	18	0.435	48.672	18	0.374	48.066	18	0.429	47.443	18	0.333	47.651
17	16.525	49.229	10	1 LAP	57.570	23	1 LAP	57.741	23	1 LAP	54.352	13	1 LAP	52.672
12	22.263	50.205	17	17.148	49.239	51	1 LAP	55.991	51	1 LAP	54.504	23	1 LAP	54.303
11	23.744	50.381	12	23.841	50.194	21	1 LAP	1:04.886	21	1 LAP	55.034	51	1 LAP	54.136
2	33.518	52.407	11	25.247	50.119	10	1 LAP	56.691	17	20.984	49.884	17	22.705	49.468
65	33.826	52.163	2	37.367	52.465	17	18.488	49.467	10	1 LAP	56.723	21	1 LAP	54.437
13	37.846	52.909	65	37.774	52.564	12	25.467	49.753	12	28.275	50.196	12	30.839	50.311
21	42.691	53.730	13	42.017	52.787	11	27.322	50.202	11	30.059	50.125	11	33.134	50.822
23	43.122	53.714				2	41.824	52.584	2	47.120	52.684	10	1 LAP	56.974
51	48.333	54.520				65	42.387	52.740	65	47.134	52.135	2	52.247	52.874
						13	46.298	52.408				65	1:30.194	1:30.807

SEMSEC Open Single Seater Championship

RACE 6 - LAP CHART

Lap 1			Lap 2			Lap 3			Lap 4			Lap 5		
No	Behind	Laptime	No	Behind	Laptime	No	Behind	Laptime	No	Behind	Laptime	No	Behind	Laptime
37		53.803	37		47.948	37		47.839	37		48.504	37		47.200
18	0.403	54.206	18	0.381	47.926	18	0.200	47.658	18	0.297	48.601	18	0.423	47.326
11	5.031	58.834	17	9.650	50.557	17	11.677	49.866	17	12.648	49.475	17	14.797	49.349
12	5.345	59.148	11	9.658	52.575	11	13.761	51.942	12	16.460	51.111	12	19.559	50.299
13	6.791	1:00.594	12	9.695	52.298	12	13.853	51.997	11	17.305	52.048	11	20.864	50.759
17	7.041	1:00.844	13	12.158	53.315	13	17.099	52.780	13	20.830	52.235	2	28.612	52.914
2	7.866	1:01.669	2	12.788	52.870	2	18.191	53.242	2	22.898	53.211	65	29.164	53.078
23	9.231	1:03.034	65	14.206	52.620	65	18.682	52.315	65	23.286	53.108	13	32.438	58.808
65	9.534	1:03.337	23	16.047	54.764	21	22.672	54.414	23	29.410	55.096	21	36.462	54.090
21	10.121	1:03.924	21	16.097	53.924	23	22.818	54.610	21	29.572	55.404	23	36.909	54.699
51	11.785	1:05.588	51	18.973	55.136	51	26.237	55.103	51	33.294	55.561	51	41.314	55.220
10	12.937	1:06.740	10	20.864	55.875	10	29.240	56.215	10	37.423	56.687	10	46.660	56.437

SEMSEC Open Single Seater Championship

RACE 6 - LAP CHART

Lap 6			Lap 7			Lap 8			Lap 9			Lap 10		
No	Behind	Laptime	No	Behind	Laptime	No	Behind	Laptime	No	Behind	Laptime	No	Behind	Laptime
37		47.501	37		48.616	37		48.127	37		47.388	37		47.747
18	0.379	47.457	18	0.435	48.672	18	0.374	48.066	18	0.429	47.443	18	0.333	47.651
17	16.525	49.229	10	1 LAP	57.570	23	1 LAP	57.741	23	1 LAP	54.352	13	1 LAP	52.672
12	22.263	50.205	17	17.148	49.239	51	1 LAP	55.991	51	1 LAP	54.504	23	1 LAP	54.303
11	23.744	50.381	12	23.841	50.194	21	1 LAP	1:04.886	21	1 LAP	55.034	51	1 LAP	54.136
2	33.518	52.407	11	25.247	50.119	10	1 LAP	56.691	17	20.984	49.884	17	22.705	49.468
65	33.826	52.163	2	37.367	52.465	17	18.488	49.467	10	1 LAP	56.723	21	1 LAP	54.437
13	37.846	52.909	65	37.774	52.564	12	25.467	49.753	12	28.275	50.196	12	30.839	50.311
21	42.691	53.730	13	42.017	52.787	11	27.322	50.202	11	30.059	50.125	11	33.134	50.822
23	43.122	53.714				2	41.824	52.584	2	47.120	52.684	10	1 LAP	56.974
51	48.333	54.520				65	42.387	52.740	65	47.134	52.135	2	52.247	52.874
						13	46.298	52.408				65	1:30.194	1:30.807

SEMSEC Saloon & Sports Championship

QUALIFYING - RACE 4 - CLASSIFICATION

POS	NO	CL	NAME	ENTRY	TIME	ON	LAPS	GAP	DIFF	MPH
1	40	3	Paul BATEMAN	Lotus 211	53.924	10	13			80.02
2	5	4	Gareth SMITH	VW Corrado	54.069	11	11	0.145	0.145	79.80
3	29	4	Mike THURLEY	Peugeot 206	54.775	6	6	0.851	0.706	78.77
4	11	3	Steve WEATHERLEY	Ford Sierra Sapphire	55.182	11	11	1.258	0.407	78.19
5	12	2	David FULLER	MG Midget	55.234	6	13	1.310	0.052	78.12
6	49	4	Steve WATERMAN	Toyota Starlet	56.510	12	12	2.586	1.276	76.35
7	46	3	Scott BROOKER	Renault Clio Cup	56.679	9	11	2.755	0.169	76.13
8	1	3	David HUGHES	Ford Sierra Cosworth	57.015	4	5	3.091	0.336	75.68
9	70	3	Tony SKELTON	Renault Clio	57.110	10	12	3.186	0.095	75.55
10	16	4	Keith WATERMAN	Peugeot 206 X5 16v	57.582	7	12	3.658	0.472	74.93
11	60	3	Simon GLENN	BMW E30M3	59.047	10	12	5.123	1.465	73.07
12	4	2	Paul RICHARDSON	Ginetta G20	59.142	10	12	5.218	0.095	72.96
13	7	4	Steve BROWN	Jaguar E Type	59.331	10	12	5.407	0.189	72.72
14	27	2	Stuart GIBBONS	Ginetta G20	1:00.232	12	12	6.308	0.901	71.64
15	92	4	John CHAPLIN	MGB GT V8	1:01.579	10	11	7.655	1.347	70.07
16	15	2	Barry DREGHORN	Alfa Romeo Sud Sprint	1:02.836	11	11	8.912	1.257	68.67
17	28	3	Peter BOYES	MGB	1:03.751	7	10	9.827	0.915	67.68
18	2	2	Barrie COPE	Ford Fiesta	1:04.114	5	7	10.190	0.363	67.30
19	41	2	Kieron LEHANE	Ford Fiesta	1:15.986	1	1	22.062	11.872	56.78

Weather / Track : Sunny / Dry

These results are provisional until the conclusion of any judicial and technical matters.

Brands Hatch Indy
 Circuit Length = 1.1986 miles
 Start: 13:18 End: 13:31

Clerk of Course :		Timekeeper :
-------------------	--	--------------

SEMSEC Saloon & Sports Championship

QUALIFYING - RACE 4 - LAP ANALYSIS

1	David HUGHES			3	Ford Sierra Cosworth		
1 -	1:12.089	+ 15.074	13:20:11.460	4 -	57.015		13:23:04.852
2 -	57.457	+ 0.442	13:21:08.917	5 -	1:05.351	+ 8.336	13:24:10.203
3 -	58.920	+ 1.905	13:22:07.837				
2	Barrie COPE			2	Ford Fiesta		
1 -	1:11.119	+ 7.005	13:20:33.911	5 -	1:04.114		13:24:53.998
2 -	1:05.752	+ 1.638	13:21:39.663	6 -	1:04.184	+ 0.070	13:25:58.182
3 -	1:05.279	+ 1.165	13:22:44.942	7 -	1:04.114		13:27:02.296
4 -	1:04.942	+ 0.828	13:23:49.884				
4	Paul RICHARDSON			2	Ginetta G20		
1 -	1:09.684	+ 10.542	13:20:30.205	7 -	1:01.549	+ 2.407	13:26:42.776
2 -	1:01.802	+ 2.660	13:21:32.007	8 -	1:02.447	+ 3.305	13:27:45.223
3 -	1:01.562	+ 2.420	13:22:33.569	9 -	59.327	+ 0.185	13:28:44.550
4 -	1:01.833	+ 2.691	13:23:35.402	10 -	59.142		13:29:43.692
5 -	1:01.012	+ 1.870	13:24:36.414	11 -	1:00.193	+ 1.051	13:30:43.885
6 -	1:04.813	+ 5.671	13:25:41.227	12 -	59.411	+ 0.269	13:31:43.296
5	Gareth SMITH			4	VW Corrado		
1 -	1:15.215	+ 21.146	13:20:23.205	7 -	54.892	+ 0.823	13:27:54.956
2 -	57.938	+ 3.869	13:21:21.143	8 -	54.430	+ 0.361	13:28:49.386
3 -	57.039	+ 2.970	13:22:18.182	9 -	54.262	+ 0.193	13:29:43.648
4 -	2:43.390 P	+ 1:49.321	13:25:01.572	10 -	54.396	+ 0.327	13:30:38.044
5 -	1:02.682	+ 8.613	13:26:04.254	11 -	54.069		13:31:32.113
6 -	55.810	+ 1.741	13:27:00.064				
7	Steve BROWN			4	Jaguar E Type		
1 -	1:12.884	+ 13.553	13:20:25.003	7 -	1:00.322	+ 0.991	13:26:39.176
2 -	1:03.591	+ 4.260	13:21:28.594	8 -	1:00.256	+ 0.925	13:27:39.432
3 -	1:03.678	+ 4.347	13:22:32.272	9 -	1:00.443	+ 1.112	13:28:39.875
4 -	1:02.487	+ 3.156	13:23:34.759	10 -	59.331		13:29:39.206
5 -	1:00.830	+ 1.499	13:24:35.589	11 -	59.643	+ 0.312	13:30:38.849
6 -	1:03.265	+ 3.934	13:25:38.854	12 -	1:01.660	+ 2.329	13:31:40.509
11	Steve WEATHERLEY			3	Ford Sierra Sapphire		
1 -	1:12.415	+ 17.233	13:20:06.451	7 -	55.793	+ 0.611	13:25:50.927
2 -	59.321	+ 4.139	13:21:05.772	8 -	56.105	+ 0.923	13:26:47.032
3 -	1:00.221	+ 5.039	13:22:05.993	9 -	56.211	+ 1.029	13:27:43.243
4 -	56.589	+ 1.407	13:23:02.582	10 -	55.892	+ 0.710	13:28:39.135
5 -	56.733	+ 1.551	13:23:59.315	11 -	55.182		13:29:34.317
6 -	55.819	+ 0.637	13:24:55.134				
12	David FULLER			2	MG Midget		
1 -	1:14.130	+ 18.896	13:20:18.695	8 -	55.292	+ 0.058	13:26:55.844
2 -	57.457	+ 2.223	13:21:16.152	9 -	56.266	+ 1.032	13:27:52.110
3 -	59.188	+ 3.954	13:22:15.340	10 -	55.448	+ 0.214	13:28:47.558
4 -	56.944	+ 1.710	13:23:12.284	11 -	56.302	+ 1.068	13:29:43.860
5 -	55.249	+ 0.015	13:24:07.533	12 -	56.846	+ 1.612	13:30:40.706
6 -	55.234		13:25:02.767	13 -	57.615	+ 2.381	13:31:38.321
7 -	57.785	+ 2.551	13:26:00.552				
15	Barry DREGHORN			2	Alfa Romeo Sud Sprint		
1 -	1:18.609	+ 15.773	13:20:19.876	7 -	1:04.240	+ 1.404	13:26:55.332
2 -	1:08.285	+ 5.449	13:21:28.161	8 -	1:03.682	+ 0.846	13:27:59.014
3 -	1:07.613	+ 4.777	13:22:35.774	9 -	1:03.274	+ 0.438	13:29:02.288
4 -	1:05.692	+ 2.856	13:23:41.466	10 -	1:02.860	+ 0.024	13:30:05.148
5 -	1:05.311	+ 2.475	13:24:46.777	11 -	1:02.836		13:31:07.984
6 -	1:04.315	+ 1.479	13:25:51.092				
16	Keith WATERMAN			4	Peugeot 206 X5 16v		
1 -	1:10.970	+ 13.388	13:20:29.748	7 -	57.582		13:26:27.895
2 -	59.551	+ 1.969	13:21:29.299	8 -	58.494	+ 0.912	13:27:26.389

Brands Hatch Indy
Circuit Length = 1.1986 miles
Start: 13:18 End: 13:31

Weather / Track : Sunny / Dry

SEMSEC Saloon & Sports Championship

QUALIFYING - RACE 4 - LAP ANALYSIS

3 -	1:03.213	+ 5.631	13:22:32.512	9 -	57.984	+ 0.402	13:28:24.373
4 -	1:00.030	+ 2.448	13:23:32.542	10 -	58.633	+ 1.051	13:29:23.006
5 -	59.523	+ 1.941	13:24:32.065	11 -	58.158	+ 0.576	13:30:21.164
6 -	58.248	+ 0.666	13:25:30.313	12 -	59.910	+ 2.328	13:31:21.074
27	Stuart GIBBONS			2	Ginetta G20		
1 -	1:14.794	+ 14.562	13:20:24.198	7 -	1:03.306	+ 3.074	13:26:42.792
2 -	1:04.128	+ 3.896	13:21:28.326	8 -	1:01.292	+ 1.060	13:27:44.084
3 -	1:01.421	+ 1.189	13:22:29.747	9 -	1:00.390	+ 0.158	13:28:44.474
4 -	1:01.643	+ 1.411	13:23:31.390	10 -	1:01.571	+ 1.339	13:29:46.045
5 -	1:01.129	+ 0.897	13:24:32.519	11 -	1:00.536	+ 0.304	13:30:46.581
6 -	1:06.967	+ 6.735	13:25:39.486	12 -	1:00.232		13:31:46.813
28	Peter BOYES			3	MGB		
1 -	1:06.940	+ 3.189	13:21:15.461	6 -	1:04.639	+ 0.888	13:26:46.308
2 -	1:07.309	+ 3.558	13:22:22.770	7 -	1:03.751		13:27:50.059
3 -	1:05.834	+ 2.083	13:23:28.604	8 -	1:04.379	+ 0.628	13:28:54.438
4 -	1:06.414	+ 2.663	13:24:35.018	9 -	1:03.831	+ 0.080	13:29:58.269
5 -	1:06.651	+ 2.900	13:25:41.669	10 -	1:05.319	+ 1.568	13:31:03.588
29	Mike THURLEY			4	Peugeot 206		
1 -	1:10.440	+ 15.665	13:20:20.935	4 -	55.652	+ 0.877	13:23:10.812
2 -	57.000	+ 2.225	13:21:17.935	5 -	54.982	+ 0.207	13:24:05.794
3 -	57.225	+ 2.450	13:22:15.160	6 -	54.775		13:25:00.569
40	Paul BATEMAN			3	Lotus 211		
1 -	1:09.224	+ 15.300	13:20:11.964	8 -	55.570	+ 1.646	13:26:39.440
2 -	55.846	+ 1.922	13:21:07.810	9 -	54.736	+ 0.812	13:27:34.176
3 -	56.546	+ 2.622	13:22:04.356	10 -	53.924		13:28:28.100
4 -	55.031	+ 1.107	13:22:59.387	11 -	54.710	+ 0.786	13:29:22.810
5 -	54.410	+ 0.486	13:23:53.797	12 -	54.434	+ 0.510	13:30:17.244
6 -	55.005	+ 1.081	13:24:48.802	13 -	54.349	+ 0.425	13:31:11.593
7 -	55.068	+ 1.144	13:25:43.870				
41	Kieron LEHANE			2	Ford Fiesta		
1 -	1:15.986		13:20:29.541				
46	Scott BROOKER			3	Renault Clio Cup		
1 -	1:17.684	+ 21.005	13:20:14.538	7 -	57.498	+ 0.819	13:27:06.867
2 -	1:01.937	+ 5.258	13:21:16.475	8 -	58.506	+ 1.827	13:28:05.373
3 -	59.765	+ 3.086	13:22:16.240	9 -	56.679		13:29:02.052
4 -	1:56.177	+ 59.498	13:24:12.417	10 -	57.009	+ 0.330	13:29:59.061
5 -	59.830	+ 3.151	13:25:12.247	11 -	56.913	+ 0.234	13:30:55.974
6 -	57.122	+ 0.443	13:26:09.369				
49	Steve WATERMAN			4	Toyota Starlet		
1 -	1:12.653	+ 16.143	13:20:29.586	7 -	58.249	+ 1.739	13:26:26.216
2 -	59.630	+ 3.120	13:21:29.216	8 -	57.704	+ 1.194	13:27:23.920
3 -	1:03.579	+ 7.069	13:22:32.795	9 -	57.172	+ 0.662	13:28:21.092
4 -	58.324	+ 1.814	13:23:31.119	10 -	56.972	+ 0.462	13:29:18.064
5 -	59.285	+ 2.775	13:24:30.404	11 -	56.567	+ 0.057	13:30:14.631
6 -	57.563	+ 1.053	13:25:27.967	12 -	56.510		13:31:11.141
60	Simon GLENN			3	BMW E30M3		
1 -	1:16.838	+ 17.791	13:20:23.026	7 -	59.933	+ 0.886	13:26:38.459
2 -	1:04.465	+ 5.418	13:21:27.491	8 -	1:00.037	+ 0.990	13:27:38.496
3 -	1:00.818	+ 1.771	13:22:28.309	9 -	59.224	+ 0.177	13:28:37.720
4 -	1:01.038	+ 1.991	13:23:29.347	10 -	59.047		13:29:36.767
5 -	1:00.934	+ 1.887	13:24:30.281	11 -	59.096	+ 0.049	13:30:35.863
6 -	1:08.245	+ 9.198	13:25:38.526	12 -	59.829	+ 0.782	13:31:35.692
70	Tony SKELTON			3	Renault Clio		
1 -	1:13.565	+ 16.455	13:20:12.021	7 -	58.106	+ 0.996	13:26:11.321
2 -	1:01.491	+ 4.381	13:21:13.512	8 -	57.697	+ 0.587	13:27:09.018

Brands Hatch Indy
Circuit Length = 1.1986 miles
Start: 13:18 End: 13:31

Weather / Track : Sunny / Dry


SEMSEC Saloon & Sports Championship

QUALIFYING - RACE 4 - LAP ANALYSIS

3 -	1:00.768	+ 3.658	13:22:14.280	9 -	57.607	+ 0.497	13:28:06.625
4 -	1:00.721	+ 3.611	13:23:15.001	10 -	57.110		13:29:03.735
5 -	58.926	+ 1.816	13:24:13.927	11 -	57.378	+ 0.268	13:30:01.113
6 -	59.288	+ 2.178	13:25:13.215	12 -	57.744	+ 0.634	13:30:58.857
92	John CHAPLIN		4	MGB GT V8			
1 -	1:15.048	+ 13.469	13:20:30.068	7 -	1:04.019	+ 2.440	13:27:05.742
2 -	1:07.545	+ 5.966	13:21:37.613	8 -	1:04.024	+ 2.445	13:28:09.766
3 -	1:09.293	+ 7.714	13:22:46.906	9 -	1:02.596	+ 1.017	13:29:12.362
4 -	1:05.465	+ 3.886	13:23:52.371	10 -	1:01.579		13:30:13.941
5 -	1:04.581	+ 3.002	13:24:56.952	11 -	1:02.780	+ 1.201	13:31:16.721
6 -	1:04.771	+ 3.192	13:26:01.723				

SEMSEC Saloon & Sports Championship

RACE 4 - GRID

ROW 10	1:15.986 41 Kieron LEHANE	
ROW 9	1:03.751 28 Peter BOYES	1:04.114 2 Barrie COPE
ROW 8	1:01.579 92 John CHAPLIN	1:02.836 15 Barry DREGHORN
ROW 7	59.331 7 Steve BROWN	1:00.232 27 Stuart GIBBONS
ROW 6	59.047 60 Simon GLENN	59.142 4 Paul RICHARDSON
ROW 5	57.110 70 Tony SKELTON	57.582 16 Keith WATERMAN
ROW 4	56.679 46 Scott BROOKER	57.015 1 David HUGHES
ROW 3	55.234 12 David FULLER	56.510 49 Steve WATERMAN
ROW 2	54.775 29 Mike THURLEY	55.182 11 Steve WEATHERLEY
ROW 1	53.924 40 Paul BATEMAN	54.069 5 Gareth SMITH
Pole		
		


Brands Hatch Indy
Circuit Length = 1.1986 miles

These results are provisional until the conclusion of any judicial and technical matters.

Clerk of Course :

Timekeeper :

SEMSEC Saloon & Sports Championship
RACE 4 - GRID - RESTART

ROW 8	2	Barrie COPE	15	Barry DREGHORN
ROW 7	28	Peter BOYES	5	Gareth SMITH
ROW 6	92	John CHAPLIN	27	Stuart GIBBONS
ROW 5	60	Simon GLENN	7	Steve BROWN
ROW 4	16	Keith WATERMAN	70	Tony SKELTON
ROW 3	46	Scott BROOKER	1	David HUGHES
ROW 2	11	Steve WEATHERLEY	49	Steve WATERMAN
ROW 1	40	Paul BATEMAN	12	David FULLER
Pole				
				

Brands Hatch Indy
 Circuit Length = 1.1986 miles

These results are provisional until the conclusion of any judicial and technical matters.

Clerk of Course :		Timekeeper :

SEMSEC Saloon & Sports Championship

RACE 4 - CLASSIFICATION

POS	NO	CL	NAME	ENTRY	LAPS	TIME	GAP	DIFF	MPH	BEST	ON
1	11	3	Steve WEATHERLEY	Ford Sierra Sapphire	8	7:28.753			76.92	54.425	6
2	12	2	David FULLER	MG Midget	8	7:29.069	0.316	0.316	76.87	54.936	2
3	5	4	Gareth SMITH	VW Corrado	8	7:37.200	8.447	8.131	75.50	53.416	8
4	49	4	Steve WATERMAN	Toyota Starlet	8	7:37.744	8.991	0.544	75.41	55.874	3
5	1	3	David HUGHES	Ford Sierra Cosworth	8	7:41.800	13.047	4.056	74.75	55.928	8
6	46	3	Scott BROOKER	Renault Clio Cup	8	7:42.836	14.083	1.036	74.58	56.129	8
7	70	3	Tony SKELTON	Renault Clio	8	7:54.077	25.324	11.241	72.81	57.439	4
8	16	4	Keith WATERMAN	Peugeot 206 X5 16v	8	7:56.021	27.268	1.944	72.51	57.697	8
9	60	3	Simon GLENN	BMW E30M3	8	7:59.102	30.349	3.081	72.05	58.016	5
10	7	4	Steve BROWN	Jaguar E Type	8	8:05.524	36.771	6.422	71.09	58.716	5
11	27	2	Stuart GIBBONS	Ginetta G20	8	8:21.301	52.548	15.777	68.86	1:00.295	8
12	2	2	Barrie COPE	Ford Fiesta	7	7:28.911	1 lap	1 lap	67.28	1:01.807	5
13	15	2	Barry DREGHORN	Alfa Romeo Sud Sprint	7	7:29.402	1 lap	0.491	67.21	1:02.162	4
14	28	3	Peter BOYES	MGB	7	7:29.723	1 lap	0.321	67.16	1:01.967	7
15	92	4	John CHAPLIN	MGB GT V8	7	7:51.260	1 lap	21.537	64.09	1:01.652	3
NOT CLASSIFIED											
DNF	40	3	Paul BATEMAN	Lotus 211	5	4:41.166	3 laps	2 laps	76.73	54.928	2
FASTEST LAP											
5	4		Gareth SMITH	VW Corrado	8	53.416		80.78 mph		130.00 kph	
11	3		Steve WEATHERLEY	Ford Sierra Sapphire	6	54.425		79.28 mph		127.59 kph	
12	2		David FULLER	MG Midget	2	54.936		78.54 mph		126.40 kph	

Weather / Track : Sunny / Dry

These results are provisional until the conclusion of any judicial and technical matters.

Brands Hatch Indy
Circuit Length = 1.1986 miles
Start: 16:01 End: 16:10

Clerk of Course :

Timekeeper :

SEMSEC Saloon & Sports Championship

RACE 4 - LAP CHART

Lap 1			Lap 2			Lap 3			Lap 4			Lap 5		
No	Behind	Laptime	No	Behind	Laptime	No	Behind	Laptime	No	Behind	Laptime	No	Behind	Laptime
40		1:00.550	40		54.928	40		55.357	40		55.326	40		55.005
12	1.011	1:01.561	12	1.019	54.936	12	0.885	55.223	12	0.889	55.330	12	1.064	55.180
49	2.454	1:03.004	49	3.524	55.998	11	3.947	55.115	11	3.333	54.712	11	3.339	55.011
11	3.887	1:04.437	11	4.189	55.230	49	4.041	55.874	5	4.002	54.195	49	7.054	56.845
1	4.446	1:04.996	5	6.452	55.586	5	5.133	54.038	49	5.214	56.499	1	11.030	57.093
46	5.475	1:06.025	1	7.132	57.614	1	7.934	56.159	1	8.942	56.334	5	11.737	1:02.740
5	5.794	1:06.344	46	7.408	56.861	46	8.729	56.678	46	9.659	56.256	46	11.867	57.213
16	5.999	1:06.549	16	9.713	58.642	16	12.166	57.810	16	14.606	57.766	16	18.099	58.498
60	7.383	1:07.933	70	11.282	58.105	70	13.708	57.783	70	15.821	57.439	70	18.950	58.134
70	8.105	1:08.655	60	13.214	1:00.759	60	16.147	58.290	60	19.727	58.906	60	22.738	58.016
7	11.275	1:11.825	7	15.643	59.296	7	19.394	59.108	7	22.798	58.730	7	26.509	58.716
15	12.863	1:13.413	15	20.267	1:02.332	27	26.223	1:01.034	27	31.668	1:00.771	27	37.163	1:00.500
27	13.281	1:13.831	27	20.546	1:02.193	15	27.775	1:02.865	15	34.611	1:02.162	15	42.145	1:02.539
2	14.947	1:15.497	2	22.552	1:02.533	2	29.123	1:01.928	2	35.637	1:01.840	2	42.439	1:01.807
28	15.101	1:15.651	28	23.171	1:02.998	28	30.191	1:02.377	28	37.158	1:02.293	28	44.338	1:02.185
92	29.019	1:29.569	92	37.486	1:03.395	92	43.781	1:01.652	92	51.322	1:02.867			

SEMSEC Saloon & Sports Championship
RACE 4 - LAP CHART

Lap 6			Lap 7			Lap 8		
No	Behind	Laptime	No	Behind	Laptime	No	Behind	Laptime
12		55.335	12		55.333	11		55.353
11	1.365	54.425	11	0.502	54.470	2	1 LAP	1:02.651
92	1 LAP	1:05.600	49	8.902	56.395	12	0.316	56.171
49	7.840	57.185	5	10.886	55.040	15	1 LAP	1:02.611
1	11.158	56.527	1	12.974	57.149	28	1 LAP	1:01.967
5	11.179	55.841	46	13.809	57.034	5	8.447	53.416
46	12.108	56.640	92	1 LAP	1:04.881	49	8.991	55.944
70	20.727	58.176	70	23.297	57.903	1	13.047	55.928
16	21.449	59.749	16	25.426	59.310	46	14.083	56.129
60	24.634	58.295	60	27.718	58.417	92	1 LAP	1:03.296
7	29.370	59.260	7	32.932	58.895	70	25.324	57.882
27	42.115	1:01.351	27	48.108	1:01.326	16	27.268	57.697
2	48.695	1:02.655				60	30.349	58.486
15	49.226	1:03.480				7	36.771	59.694
28	50.191	1:02.252				27	52.548	1:00.295

South East Sports & Saloon Challenge and SEMSEC Inter Kit Car Challenge

QUALIFYING - RACE 7 - CLASSIFICATION

POS	NO	CL	NAME	ENTRY	TIME	ON	LAPS	GAP	DIFF	MPH
1	14	F	Alan HOGG	Jade 2	44.763	7	9			96.39
2	6	F	Tony SINCLAIR	Jade 3	45.385	7	9	0.622	0.622	95.07
3	20	A	Mark BURTON	Jade Trackstar	46.430	3	5	1.667	1.045	92.93
4	22	A	Mike ROBERTS	Radical SR3	48.814	12	12	4.051	2.384	88.39
5	58	B	Charles HARVEY-KELLY	Radical SR4	49.301	5	11	4.538	0.487	87.52
6	80	B	David ENDERBY	Radical SR4	49.305	7	7	4.542	0.004	87.51
7	74	A	Ginger MARSHALL	Bowlby MkII	50.167	9	9	5.404	0.862	86.01
8	69	D	Merrick LINNETT	Caterham C500	50.282	6	7	5.519	0.115	85.81
9	34	D	Nigel BENT	Caterham CSR 260	50.338	4	9	5.575	0.056	85.72
10	8	D	Ian CONIBEAR	Westfield SEIW	50.567	5	7	5.804	0.229	85.33
11	81	B	Lewis SHAW	Radical Clubsport	51.451	6	6	6.688	0.884	83.86
12	47	D	Kevin HOWELL	Caterham R500	52.414	11	11	7.651	0.963	82.32
13	2	D	Bill HAILSTONE	Caterham C400	52.452	11	11	7.689	0.038	82.26
14	9	D	Bruce WILSON	Caterham CSR Superlight	52.656	11	11	7.893	0.204	81.94
15	50	D	Nick COLE	Caterham Roadsport	53.134	5	11	8.371	0.478	81.21
16	32	D	Steve GARNER	Westfield Megabusa	53.263	2	4	8.500	0.129	81.01
17	38	D	Mark BISHOP	Caterham Seven	53.542	5	7	8.779	0.279	80.59
18	7	D	Jerry PIKE	Caterham SLR	53.607	10	11	8.844	0.065	80.49
19	83	D	Adam WARREN	Caterham Seven	53.750	11	11	8.987	0.143	80.28
20	3		Graham EWINGS	Caterham Roadsport A	53.869	8	11	9.106	0.119	80.10
21	72		Scott MAKIN	Sylva Riot	54.441	3	5	9.678	0.572	79.26
22	45		Andy BOURN	Caterham Roadsport	55.439	7	10	10.676	0.998	77.83
23	18		Andrew GOORD	Locost 7	59.111	9	10	14.348	3.672	72.99

Weather / Track : Sunny / Dry

These results are provisional until the conclusion of any judicial and technical matters.

Brands Hatch Indy
Circuit Length = 1.1986 miles
Start: 13:58 End: 14:09

Clerk of Course :	Timekeeper :
-------------------	--------------

South East Sports & Saloon Challenge and SEMSEC Inter Kit Car Challenge

QUALIFYING - RACE 7 - LAP ANALYSIS

2	Bill HAILSTONE D Caterham C400						
1 -	1:01.697	+ 9.245	13:59:35.104	7 -	53.179	+ 0.727	14:05:00.488
2 -	55.426	+ 2.974	14:00:30.530	8 -	54.055	+ 1.603	14:05:54.543
3 -	54.494	+ 2.042	14:01:25.024	9 -	54.164	+ 1.712	14:06:48.707
4 -	55.946	+ 3.494	14:02:20.970	10 -	52.960	+ 0.508	14:07:41.667
5 -	53.426	+ 0.974	14:03:14.396	11 -	52.452		14:08:34.119
6 -	52.913	+ 0.461	14:04:07.309				
3	Graham EWINGS Caterham Roadsport A						
1 -	1:01.248	+ 7.379	13:59:44.351	7 -	54.308	+ 0.439	14:05:14.751
2 -	55.817	+ 1.948	14:00:40.168	8 -	53.869		14:06:08.620
3 -	55.877	+ 2.008	14:01:36.045	9 -	54.433	+ 0.564	14:07:03.053
4 -	55.487	+ 1.618	14:02:31.532	10 -	54.588	+ 0.719	14:07:57.641
5 -	54.628	+ 0.759	14:03:26.160	11 -	53.877	+ 0.008	14:08:51.518
6 -	54.283	+ 0.414	14:04:20.443				
6	Tony SINCLAIR F Jade 3						
1 -	55.201	+ 9.816	13:59:12.770	6 -	46.532	+ 1.147	14:03:06.304
2 -	47.123	+ 1.738	13:59:59.893	7 -	45.385		14:03:51.689
3 -	47.988	+ 2.603	14:00:47.881	8 -	47.238	+ 1.853	14:04:38.927
4 -	45.943	+ 0.558	14:01:33.824	9 -	45.798	+ 0.413	14:05:24.725
5 -	45.948	+ 0.563	14:02:19.772				
7	Jerry PIKE D Caterham SLR						
1 -	1:01.240	+ 7.633	13:59:39.221	7 -	54.710	+ 1.103	14:05:13.049
2 -	56.354	+ 2.747	14:00:35.575	8 -	54.750	+ 1.143	14:06:07.799
3 -	55.801	+ 2.194	14:01:31.376	9 -	56.841	+ 3.234	14:07:04.640
4 -	56.042	+ 2.435	14:02:27.418	10 -	53.607		14:07:58.247
5 -	54.869	+ 1.262	14:03:22.287	11 -	54.413	+ 0.806	14:08:52.660
6 -	56.052	+ 2.445	14:04:18.339				
8	Ian CONIBEAR D Westfield SEIW						
1 -	1:01.342	+ 10.775	13:59:30.198	5 -	50.567		14:02:58.181
2 -	52.311	+ 1.744	14:00:22.509	6 -	51.054	+ 0.487	14:03:49.235
3 -	53.010	+ 2.443	14:01:15.519	7 -	51.005	+ 0.438	14:04:40.240
4 -	52.095	+ 1.528	14:02:07.614				
9	Bruce WILSON D Caterham CSR Superlight						
1 -	1:03.511	+ 10.855	13:59:56.563	7 -	54.129	+ 1.473	14:05:25.554
2 -	56.637	+ 3.981	14:00:53.200	8 -	53.541	+ 0.885	14:06:19.095
3 -	54.621	+ 1.965	14:01:47.821	9 -	53.239	+ 0.583	14:07:12.334
4 -	54.130	+ 1.474	14:02:41.951	10 -	53.243	+ 0.587	14:08:05.577
5 -	55.052	+ 2.396	14:03:37.003	11 -	52.656		14:08:58.233
6 -	54.422	+ 1.766	14:04:31.425				
14	Alan HOGG F Jade 2						
1 -	54.618	+ 9.855	13:59:13.229	6 -	45.862	+ 1.099	14:03:05.917
2 -	47.029	+ 2.266	14:00:00.258	7 -	44.763		14:03:50.680
3 -	49.579	+ 4.816	14:00:49.837	8 -	46.643	+ 1.880	14:04:37.323
4 -	45.367	+ 0.604	14:01:35.204	9 -	1:08.899 P	+ 24.136	14:05:46.222
5 -	44.851	+ 0.088	14:02:20.055				
18	Andrew GOORD Locost 7						
1 -	1:06.145	+ 7.034	13:59:51.475	6 -	59.176	+ 0.065	14:04:52.361
2 -	1:00.359	+ 1.248	14:00:51.834	7 -	59.639	+ 0.528	14:05:52.000
3 -	1:00.054	+ 0.943	14:01:51.888	8 -	59.799	+ 0.688	14:06:51.799
4 -	1:00.347	+ 1.236	14:02:52.235	9 -	59.111		14:07:50.910
5 -	1:00.950	+ 1.839	14:03:53.185	10 -	59.602	+ 0.491	14:08:50.512
20	Mark BURTON A Jade Trackstar						
1 -	55.806	+ 9.376	13:59:08.498	4 -	49.597	+ 3.167	14:01:31.306
2 -	46.781	+ 0.351	13:59:55.279	5 -	47.211	+ 0.781	14:02:18.517
3 -	46.430		14:00:41.709				

Brands Hatch Indy
Circuit Length = 1.1986 miles
Start: 13:58 End: 14:09

Weather / Track : Sunny / Dry

South East Sports & Saloon Challenge and SEMSEC Inter Kit Car Challenge

QUALIFYING - RACE 7 - LAP ANALYSIS

22	Mike ROBERTS		A Radical SR3				
1 -	59.469	+ 10.655	13:59:34.880	7 -	49.164	+ 0.350	14:04:33.846
2 -	50.402	+ 1.588	14:00:25.282	8 -	49.321	+ 0.507	14:05:23.167
3 -	50.881	+ 2.067	14:01:16.163	9 -	50.268	+ 1.454	14:06:13.435
4 -	49.715	+ 0.901	14:02:05.878	10 -	49.737	+ 0.923	14:07:03.172
5 -	49.341	+ 0.527	14:02:55.219	11 -	49.062	+ 0.248	14:07:52.234
6 -	49.463	+ 0.649	14:03:44.682	12 -	48.814		14:08:41.048
32	Steve GARNER		D Westfield Megabusa				
1 -	59.226	+ 5.963	13:59:31.634	3 -	53.794	+ 0.531	14:01:18.691
2 -	53.263		14:00:24.897	4 -	2:19.396 P	+ 1:26.133	14:03:38.087
34	Nigel BENT		D Caterham CSR 260				
1 -	59.758	+ 9.420	13:59:21.685	6 -	51.184	+ 0.846	14:03:36.595
2 -	51.663	+ 1.325	14:00:13.348	7 -	50.420	+ 0.082	14:04:27.015
3 -	51.084	+ 0.746	14:01:04.432	8 -	52.230	+ 1.892	14:05:19.245
4 -	50.338		14:01:54.770	9 -	50.584	+ 0.246	14:06:09.829
5 -	50.641	+ 0.303	14:02:45.411				
38	Mark BISHOP		D Caterham Seven				
1 -	1:01.118	+ 7.576	13:59:37.853	5 -	53.542		14:07:07.885
2 -	57.147	+ 3.605	14:00:35.000	6 -	54.957	+ 1.415	14:08:02.842
3 -	4:39.012 P	+ 3:45.470	14:05:14.012	7 -	57.386	+ 3.844	14:09:00.228
4 -	1:00.331	+ 6.789	14:06:14.343				
45	Andy BOURN		Caterham Roadsport				
1 -	1:02.594	+ 7.155	13:59:42.711	6 -	56.763	+ 1.324	14:04:28.279
2 -	58.633	+ 3.194	14:00:41.344	7 -	55.439		14:05:23.718
3 -	57.079	+ 1.640	14:01:38.423	8 -	55.833	+ 0.394	14:06:19.551
4 -	56.433	+ 0.994	14:02:34.856	9 -	56.205	+ 0.766	14:07:15.756
5 -	56.660	+ 1.221	14:03:31.516	10 -	55.625	+ 0.186	14:08:11.381
47	Kevin HOWELL		D Caterham R500				
1 -	58.391	+ 5.977	13:59:24.559	7 -	54.137	+ 1.723	14:04:43.659
2 -	53.561	+ 1.147	14:00:18.120	8 -	52.507	+ 0.093	14:05:36.166
3 -	53.043	+ 0.629	14:01:11.163	9 -	52.580	+ 0.166	14:06:28.746
4 -	52.778	+ 0.364	14:02:03.941	10 -	52.915	+ 0.501	14:07:21.661
5 -	53.061	+ 0.647	14:02:57.002	11 -	52.414		14:08:14.075
6 -	52.520	+ 0.106	14:03:49.522				
50	Nick COLE		D Caterham Roadsport				
1 -	59.503	+ 6.369	13:59:26.866	7 -	55.223	+ 2.089	14:04:52.795
2 -	54.261	+ 1.127	14:00:21.127	8 -	53.215	+ 0.081	14:05:46.010
3 -	55.263	+ 2.129	14:01:16.390	9 -	53.503	+ 0.369	14:06:39.513
4 -	53.425	+ 0.291	14:02:09.815	10 -	54.093	+ 0.959	14:07:33.606
5 -	53.134		14:03:02.949	11 -	54.472	+ 1.338	14:08:28.078
6 -	54.623	+ 1.489	14:03:57.572				
58	Charles HARVEY-KELLY		B Radical SR4				
1 -	57.651	+ 8.350	13:59:13.149	7 -	49.396	+ 0.095	14:04:13.017
2 -	49.917	+ 0.616	14:00:03.066	8 -	49.656	+ 0.355	14:05:02.673
3 -	51.569	+ 2.268	14:00:54.635	9 -	49.734	+ 0.433	14:05:52.407
4 -	50.119	+ 0.818	14:01:44.754	10 -	50.263	+ 0.962	14:06:42.670
5 -	49.301		14:02:34.055	11 -	50.075	+ 0.774	14:07:32.745
6 -	49.566	+ 0.265	14:03:23.621				
69	Merrick LINNETT		D Caterham C500				
1 -	57.551	+ 7.269	13:59:17.529	5 -	51.106	+ 0.824	14:02:41.544
2 -	51.395	+ 1.113	14:00:08.924	6 -	50.282		14:03:31.826
3 -	51.162	+ 0.880	14:01:00.086	7 -	50.287	+ 0.005	14:04:22.113
4 -	50.352	+ 0.070	14:01:50.438				

Brands Hatch Indy
Circuit Length = 1.1986 miles
Start: 13:58 End: 14:09

Weather / Track : Sunny / Dry


South East Sports & Saloon Challenge and SEMSEC Inter Kit Car Challenge

QUALIFYING - RACE 7 - LAP ANALYSIS

72	Scott MAKIN		Sylva Riot				
1 -	1:03.047	+ 8.606	13:59:52.478	4 -	54.806	+ 0.365	14:02:39.462
2 -	57.737	+ 3.296	14:00:50.215	5 -	55.576	+ 1.135	14:03:35.038
3 -	54.441		14:01:44.656				
74	Ginger MARSHALL		A Bowlby MkII				
1 -	57.706	+ 7.539	13:59:44.195	6 -	50.777	+ 0.610	14:04:00.197
2 -	52.067	+ 1.900	14:00:36.262	7 -	50.829	+ 0.662	14:04:51.026
3 -	51.337	+ 1.170	14:01:27.599	8 -	50.838	+ 0.671	14:05:41.864
4 -	51.284	+ 1.117	14:02:18.883	9 -	50.167		14:06:32.031
5 -	50.537	+ 0.370	14:03:09.420				
80	David ENDERBY		B Radical SR4				
1 -	58.899	+ 9.594	13:59:23.513	5 -	49.725	+ 0.420	14:02:42.699
2 -	50.047	+ 0.742	14:00:13.560	6 -	51.426	+ 2.121	14:03:34.125
3 -	49.327	+ 0.022	14:01:02.887	7 -	49.305		14:04:23.430
4 -	50.087	+ 0.782	14:01:52.974				
81	Lewis SHAW		B Radical Clubsport				
1 -	1:01.670	+ 10.219	13:59:15.748	4 -	52.751	+ 1.300	14:01:54.343
2 -	52.585	+ 1.134	14:00:08.333	5 -	52.463	+ 1.012	14:02:46.806
3 -	53.259	+ 1.808	14:01:01.592	6 -	51.451		14:03:38.257
83	Adam WARREN		D Caterham Seven				
1 -	1:01.968	+ 8.218	13:59:24.811	7 -	54.880	+ 1.130	14:04:57.434
2 -	55.479	+ 1.729	14:00:20.290	8 -	54.189	+ 0.439	14:05:51.623
3 -	56.507	+ 2.757	14:01:16.797	9 -	54.417	+ 0.667	14:06:46.040
4 -	55.740	+ 1.990	14:02:12.537	10 -	53.892	+ 0.142	14:07:39.932
5 -	54.979	+ 1.229	14:03:07.516	11 -	53.750		14:08:33.682
6 -	55.038	+ 1.288	14:04:02.554				

South East Sports & Saloon Challenge and SEMSEC Inter Kit Car Challenge

RACE 7 - GRID

ROW 13	31 Paul GIBB		
ROW 12		59.111 18 Andrew GOORD	17 Doug NEWMAN
ROW 11	54.441 72 Scott MAKIN		55.439 45 Andy BOURN
ROW 10		53.750 83 Adam WARREN	53.869 3 Graham EWINGS
ROW 9	53.542 38 Mark BISHOP		53.607 7 Jerry PIKE
ROW 8		53.134 50 Nick COLE	53.263 32 Steve GARNER
ROW 7	52.452 2 Bill HAILSTONE		52.656 9 Bruce WILSON
ROW 6		51.451 81 Lewis SHAW	52.414 47 Kevin HOWELL
ROW 5	50.338 34 Nigel BENT		50.567 8 Ian CONIBEAR
ROW 4		50.167 74 Ginger MARSHALL	50.282 69 Merrick LINNETT
ROW 3	49.301 58 Charles HARVEY-KELLY		49.305 80 David ENDERBY
ROW 2		46.430 20 Mark BURTON	48.814 22 Mike ROBERTS
ROW 1	44.763 14 Alan HOGG		45.385 6 Tony SINCLAIR
Pole			
			

Brands Hatch Indy
Circuit Length = 1.1986 miles

These results are provisional until the conclusion of any judicial and technical matters.

Clerk of Course :		Timekeeper :
-------------------	--	--------------

South East Sports & Saloon Challenge and SEMSEC Inter Kit Car Challenge

RACE 7 - CLASSIFICATION

POS	NO	CL	NAME	ENTRY	LAPS	TIME	GAP	DIFF	MPH	BEST	ON
1	6	F	Tony SINCLAIR	Jade 3	6	4:42.842			91.53	44.934	3
2	74	A	Ginger MARSHALL	Bowlby MkII	6	5:01.926	19.084	19.084	85.75	48.929	2
3	22	A	Mike ROBERTS	Radical SR3	6	5:06.621	23.779	4.695	84.43	49.150	4
4	69	D	Merrick LINNETT	Caterham C500	6	5:08.384	25.542	1.763	83.95	50.087	5
5	34	D	Nigel BENT	Caterham CSR 260	6	5:09.758	26.916	1.374	83.58	50.160	6
6	38	D	Mark BISHOP	Caterham Seven	6	5:13.016	30.174	3.258	82.71	50.248	3
7	17	B	Doug NEWMAN	Radical	6	5:13.320	30.478	0.304	82.63	50.116	4
8	58	B	Charles HARVEY-KELLY	Radical SR4	6	5:13.520	30.678	0.200	82.57	50.114	4
9	8	D	Ian CONIBEAR	Westfield SEIW	6	5:14.490	31.648	0.970	82.32	50.504	6
10	47	D	Kevin HOWELL	Caterham R500	6	5:18.522	35.680	4.032	81.28	50.934	3
11	80	B	David ENDERBY	Radical SR4	6	5:20.987	38.145	2.465	80.65	50.218	6
12	81	B	Lewis SHAW	Radical Clubsport	6	5:21.764	38.922	0.777	80.46	51.349	5
13	31	D	Paul GIBB	Caterham HPC	6	5:25.132	42.290	3.368	79.63	52.172	2
14	50	D	Nick COLE	Caterham Roadsport	6	5:26.518	43.676	1.386	79.29	52.674	2
15	9	D	Bruce WILSON	Caterham CSR Superlight	6	5:27.996	45.154	1.478	78.93	52.777	5
16	2	D	Bill HAILSTONE	Caterham C400	6	5:29.378	46.536	1.382	78.60	52.394	6
17	7	D	Jerry PIKE	Caterham SLR	6	5:34.640	51.798	5.262	77.36	53.830	2
18	72		Scott MAKIN	Sylva Riot	6	5:35.013	52.171	0.373	77.28	53.634	4
19	83	D	Adam WARREN	Caterham Seven	5	4:43.862	1 lap	1 lap	76.00	54.216	3
20	3		Graham EWINGS	Caterham Roadsport A	5	4:44.324	1 lap	0.462	75.88	54.239	3
21	45		Andy BOURN	Caterham Roadsport	5	4:50.446	1 lap	6.122	74.28	55.400	5
22	18		Andrew GOORD	Locost 7	5	5:09.816	1 lap	19.370	69.63	59.446	2

NOT CLASSIFIED

DNF	14	F	Alan HOGG	Jade 2	2	1:51.213	4 laps	3 laps	77.59	51.351	1
DNF	20	A	Mark BURTON	Jade Trackstar	0						

FASTEST LAP

6	F	Tony SINCLAIR	Jade 3	3	44.934	96.03 mph	154.54 kph
74	A	Ginger MARSHALL	Bowlby MkII	2	48.929	88.19 mph	141.92 kph
69	D	Merrick LINNETT	Caterham C500	5	50.087	86.15 mph	138.64 kph
58	B	Charles HARVEY-KELLY	Radical SR4	4	50.114	86.10 mph	138.57 kph
72		Scott MAKIN	Sylva Riot	4	53.634	80.45 mph	129.47 kph

Weather / Track : Sunny / Dry

These results are provisional until the conclusion of any judicial and technical matters.

Brands Hatch Indy
Circuit Length = 1.1986 miles
Start: 17:32 End: 17:38

Clerk of Course :

Timekeeper :

South East Sports & Saloon Challenge and SEMSEC Inter Kit Car Challenge

RACE 7 - LAP CHART

Lap 1			Lap 2			Lap 3			Lap 4			Lap 5		
No	Behind	Laptime	No	Behind	Laptime	No	Behind	Laptime	No	Behind	Laptime	No	Behind	Laptime
14		51.351	6		45.043	6		44.934	6		46.037	6		46.357
6		51.351	74	7.378	48.929	74	11.648	49.204	18	1 LAP	59.962	45	1 LAP	56.040
74	3.492	54.843	69	10.547	50.791	69	15.836	50.223	74	15.133	49.522	18	1 LAP	59.805
69	4.799	56.150	22	10.621	50.586	22	15.947	50.260	22	19.060	49.150	74	18.461	49.685
22	5.078	56.429	34	12.030	50.915	34	17.412	50.316	69	20.103	50.304	22	22.384	49.681
38	6.038	57.389	38	14.151	53.156	38	19.465	50.248	34	21.845	50.470	69	23.833	50.087
34	6.158	57.509	8	14.461	52.493	8	20.059	50.532	38	24.006	50.578	34	25.876	50.388
8	7.011	58.362	14	14.819	59.862	47	20.841	50.934	8	24.719	50.697	38	28.582	50.933
47	7.363	58.714	47	14.841	52.521	58	20.842	50.843	58	24.919	50.114	58	28.809	50.247
58	9.159	1:00.510	58	14.933	50.817	17	21.295	50.795	17	25.374	50.116	17	29.422	50.405
50	9.781	1:01.132	17	15.434	50.309	50	25.389	52.911	47	27.058	52.254	8	30.264	51.902
9	10.130	1:01.481	50	17.412	52.674	81	25.593	52.151	81	31.207	51.651	47	33.073	52.372
17	10.168	1:01.519	9	18.258	53.171	31	26.299	52.612	31	32.810	52.548	81	36.199	51.349
81	10.556	1:01.907	81	18.376	52.863	80	27.295	50.827	50	32.929	53.577	80	37.047	50.415
31	11.492	1:02.843	31	18.621	52.172	9	27.299	53.975	80	32.989	51.731	31	38.892	52.439
7	11.791	1:03.142	7	20.578	53.830	2	29.933	53.466	9	34.751	53.489	50	39.984	53.412
72	12.648	1:03.999	2	21.401	53.369	7	30.012	54.368	2	36.864	52.968	9	41.171	52.777
2	13.075	1:04.426	80	21.402	51.536	72	31.093	54.327	7	37.921	53.946	2	43.262	52.755
83	14.306	1:05.657	72	21.700	54.095	83	33.222	54.216	72	38.690	53.634	7	46.435	54.871
3	14.856	1:06.207	83	23.940	54.677	3	33.853	54.239	83	41.859	54.674	72	46.615	54.282
80	14.909	1:06.260	3	24.548	54.735	45	37.678	56.237	3	42.221	54.405			
45	15.153	1:06.504	45	26.375	56.265									
18	18.314	1:09.665	18	32.717	59.446									


South East Sports & Saloon Challenge and SEMSEC Inter Kit Car Challenge

RACE 7 - LAP CHART

Lap 6		
No	Behind	Laptime
6		49.120
83	1 LAP	54.638
3	1 LAP	54.738
45	1 LAP	55.400
74	19.084	49.743
22	23.779	50.515
69	25.542	50.829
34	26.916	50.160
18	1 LAP	1:00.938
38	30.174	50.712
17	30.478	50.176
58	30.678	50.989
8	31.648	50.504
47	35.680	51.727
80	38.145	50.218
81	38.922	51.843
31	42.290	52.518
50	43.676	52.812
9	45.154	53.103
2	46.536	52.394
7	51.798	54.483
72	52.171	54.676

Nikki Stevens Intermediate Challenge Race

RACE 8 - GRID

ROW 7	29 Mike THURLEY	4 Paul RICHARDSON
ROW 6	92 John CHAPLIN	40 Paul BATEMAN
ROW 5	2 Barrie COPE	28 Peter BOYES
ROW 4	7 Steve BROWN	27 Stuart GIBBONS
ROW 3	70 Tony SKELTON	60 Simon GLENN
ROW 2	5 Gareth SMITH	46 Scott BROOKER
ROW 1	11 Steve WEATHERLEY	12 David FULLER
Pole		
		

Brands Hatch Indy
Circuit Length = 1.1986 miles

These results are provisional until the conclusion of any judicial and technical matters.

Clerk of Course :		Timekeeper :
-------------------	--	--------------

Nikki Stevens Intermediate Challenge Race

RACE 8 - CLASSIFICATION

POS	NO	CL	NAME	ENTRY	LAPS	TIME	GAP	DIFF	MPH	BEST	ON
1	5	E	Gareth SMITH	VW Corrado	10	9:12.806			78.05	54.001	7
2	11	A	Steve WEATHERLEY	Ford Sierra Sapphire	10	9:16.829	4.023	4.023	77.49	54.584	6
3	40	B	Paul BATEMAN	Lotus 211	10	9:21.975	9.169	5.146	76.78	54.217	8
4	46	B	Scott BROOKER	Renault Clio Cup	10	9:29.907	17.101	7.932	75.71	55.585	5
5	12	B	David FULLER	MG Midget	10	9:41.341	28.535	11.434	74.22	55.985	4
6	60	B	Simon GLENN	BMW E30M3	10	9:53.671	40.865	12.330	72.68	58.006	8
7	7	A	Steve BROWN	Jaguar E Type	10	9:57.876	45.070	4.205	72.17	57.943	6
8	2	C	Barrie COPE	Ford Fiesta	9	9:26.429	1 lap	1 lap	68.56	1:00.815	6
9	27	B	Stuart GIBBONS	Ginetta G20	9	9:26.770	1 lap	0.341	68.52	1:00.206	9
10	4	B	Paul RICHARDSON	Ginetta G20	9	9:28.313	1 lap	1.543	68.33	1:00.910	7
11	92	A	John CHAPLIN	MGB GTV8	9	9:30.629	1 lap	2.316	68.05	1:01.002	4
12	28	B	Peter BOYES	MGB	9	9:32.747	1 lap	2.118	67.80	1:00.859	5
NOT CLASSIFIED											
DNF	70	B	Tony SKELTON	Renault Clio	8	7:53.002	2 laps	1 lap	72.98	56.891	2
FASTEST LAP											
5	E	Gareth SMITH	VW Corrado	7	54.001	79.90 mph	128.59 kph				
40	B	Paul BATEMAN	Lotus 211	8	54.217	79.58 mph	128.08 kph				
11	A	Steve WEATHERLEY	Ford Sierra Sapphire	6	54.584	79.05 mph	127.22 kph				
2	C	Barrie COPE	Ford Fiesta	6	1:00.815	70.95 mph	114.18 kph				

Weather / Track : Sunny / Dry

These results are provisional until the conclusion of any judicial and technical matters.

Brands Hatch Indy
Circuit Length = 1.1986 miles
Start: 17:46 End: 17:56

Clerk of Course :

Timekeeper :

Nikki Stevens Intermediate Challenge Race

RACE 8 - LAP CHART

Lap 1			Lap 2			Lap 3			Lap 4			Lap 5		
No	Behind	Laptime	No	Behind	Laptime	No	Behind	Laptime	No	Behind	Laptime	No	Behind	Laptime
12		1:01.547	5		55.353	5		54.593	5		54.954	5		54.385
5	0.228	1:01.775	11	0.640	55.218	11	1.102	55.055	11	0.967	54.819	11	1.697	55.115
11	1.003	1:02.550	12	1.047	56.628	40	4.126	55.324	40	4.281	55.109	40	4.974	55.078
46	2.524	1:04.071	40	3.395	55.773	46	5.405	56.481	46	6.524	56.073	46	7.724	55.585
40	3.203	1:04.750	46	3.517	56.574	70	9.843	58.017	70	12.767	57.878	70	15.864	57.482
70	5.109	1:06.656	70	6.419	56.891	12	13.392	1:06.938	12	14.423	55.985	12	16.069	56.031
60	6.288	1:07.835	60	9.828	59.121	60	14.159	58.924	60	17.962	58.757	60	21.681	58.104
7	7.330	1:08.877	7	10.898	59.149	7	15.338	59.033	7	19.068	58.684	7	23.556	58.873
92	9.671	1:11.218	92	17.735	1:03.645	2	26.111	1:02.839	92	32.377	1:01.002	92	39.452	1:01.460
28	10.832	1:12.379	2	17.865	1:02.012	92	26.329	1:03.187	2	32.486	1:01.329	2	39.619	1:01.518
2	11.434	1:12.981	27	18.748	1:02.643	27	27.152	1:02.997	27	33.324	1:01.126	27	40.514	1:01.575
27	11.686	1:13.233	4	19.745	1:03.326	4	27.346	1:02.194	4	33.625	1:01.233	4	40.652	1:01.412
4	12.000	1:13.547	28	20.436	1:05.185	28	28.449	1:02.606	28	35.354	1:01.859	28	41.828	1:00.859

Nikki Stevens Intermediate Challenge Race

RACE 8 - LAP CHART

Lap 6			Lap 7			Lap 8			Lap 9			Lap 10		
No	Behind	Laptime	No	Behind	Laptime	No	Behind	Laptime	No	Behind	Laptime	No	Behind	Laptime
5		54.115	5		54.001	5		54.439	5		54.761	5		54.430
11	2.166	54.584	11	2.905	54.740	4	1 LAP	1:00.910	11	3.279	54.736	11	4.023	55.174
40	5.302	54.443	40	6.167	54.866	27	1 LAP	1:01.515	2	1 LAP	1:02.403	40	9.169	55.731
46	9.635	56.026	46	11.346	55.712	28	1 LAP	1:02.208	92	1 LAP	1:02.537	2	1 LAP	1:01.625
70	19.766	58.017	12	23.237	57.175	11	3.304	54.838	40	7.868	56.684	27	1 LAP	1:00.206
12	20.063	58.109	70	24.957	59.192	40	5.945	54.217	4	1 LAP	1:01.992	4	1 LAP	1:01.923
60	25.869	58.303	60	30.002	58.134	46	12.886	55.979	27	1 LAP	1:02.099	46	17.101	57.512
7	27.384	57.943	7	31.573	58.190	12	25.069	56.271	28	1 LAP	1:01.269	92	1 LAP	1:04.539
2	46.319	1:00.815	2	53.225	1:00.907	70	29.387	58.869	46	14.019	55.894	28	1 LAP	1:04.568
92	46.784	1:01.447	92	54.377	1:01.594	60	33.569	58.006	12	26.579	56.271	12	28.535	56.386
27	47.775	1:01.376				7	35.825	58.691	60	37.247	58.439	60	40.865	58.048
4	48.313	1:01.776							7	40.475	59.411	7	45.070	59.025
28	49.527	1:01.814												