



SEMSEC

Championship Race Meeting Lydden Hill Circuit

4th April 2009

Results Provided by Timing Solutions Ltd
www.tsl-timing.com

SEMSEC Sports Racing & Kit Car Championship Race A

Qualifying Race 1 - CLASSIFICATION

POS	NO	CL	NAME	ENTRY	TIME	ON	LAPS	GAP	DIFF	MPH
1	20	9	Mark BURTON	Jade Trackstar	40.909	5	5			87.99
2	58	8	Charles HARVEY-KELLY	Radical SR4	41.967	4	5	1.058	1.058	85.77
3	1	6	Julian SAGE	Caterham 7	42.701	10	11	1.792	0.734	84.30
4	31	6	Paul GIBB	Caterham HPC	44.228	15	17	3.319	1.527	81.39
5	9	6	Bruce WILSON	Caterham CSR Superlight	44.502	14	14	3.593	0.274	80.89
6	34	7	Nigel BENT	Caterham CSR 260	44.728	16	17	3.819	0.226	80.48
7	38	7	Mark BISHOP	Caterham 7	44.869	3	9	3.960	0.141	80.23
8	47	6	Kevin HOWELL	Caterham R500	45.095	4	7	4.186	0.226	79.82
9	50	6	Nick COLE	Cateham SV Roadsport	46.273	10	10	5.364	1.178	77.79
10	32	6	Steve GARNER	Westfield Megabusa	46.870	9	9	5.961	0.597	76.80
11	8	8	Richard DADEN	Global Light GT1	46.878	5	6	5.969	0.008	76.79

Weather / Track : Bright / Dry

These results are provisional until the conclusion of any judicial and technical matters.

Lydden
Circuit Length = 1.0000 miles
Start: 12:33 End: 12:48

Clerk of Course :		Timekeeper :
-------------------	--	--------------

SEMSEC Sports Racing & Kit Car Championship Race A

Qualifying Race 1 - LAP ANALYSIS

1	Julian SAGE			6 Caterham 7			
1 -	53.599	+ 10.898	12:34:26.631	7 -	43.187	+ 0.486	12:38:55.979
2 -	49.660	+ 6.959	12:35:16.291	8 -	43.736	+ 1.035	12:39:39.715
3 -	47.263	+ 4.562	12:36:03.554	9 -	42.980	+ 0.279	12:40:22.695
4 -	43.405	+ 0.704	12:36:46.959	10 -	42.701		12:41:05.396
5 -	42.898	+ 0.197	12:37:29.857	11 -	48.542	+ 5.841	12:41:53.938
6 -	42.935	+ 0.234	12:38:12.792				
8	Richard DADEN			8 Global Light GT1			
1 -	54.600	+ 7.722	12:34:25.602	4 -	48.346	+ 1.468	12:36:52.566
2 -	49.809	+ 2.931	12:35:15.411	5 -	46.878		12:37:39.444
3 -	48.809	+ 1.931	12:36:04.220	6 -	47.039	+ 0.161	12:38:26.483
9	Bruce WILSON			6 Caterham CSR Superlight			
1 -	51.465	+ 6.963	12:34:36.250	8 -	45.439	+ 0.937	12:40:11.464
2 -	46.135	+ 1.633	12:35:22.385	9 -	44.956	+ 0.454	12:40:56.420
3 -	51.000	+ 6.498	12:36:13.385	10 -	44.814	+ 0.312	12:41:41.234
4 -	45.823	+ 1.321	12:36:59.208	11 -	44.801	+ 0.299	12:42:26.035
5 -	45.088	+ 0.586	12:37:44.296	12 -	44.532	+ 0.030	12:43:10.567
6 -	44.802	+ 0.300	12:38:29.098	13 -	44.755	+ 0.253	12:43:55.322
7 -	56.927	+ 12.425	12:39:26.025	14 -	44.502		12:44:39.824
20	Mark BURTON			9 Jade Trackstar			
1 -	53.733	+ 12.824	12:34:20.634	4 -	41.269	+ 0.360	12:36:30.490
2 -	45.333	+ 4.424	12:35:05.967	5 -	40.909		12:37:11.399
3 -	43.254	+ 2.345	12:35:49.221				
31	Paul GIBB			6 Caterham HPC			
1 -	55.806	+ 11.578	12:34:28.498	10 -	44.531	+ 0.303	12:41:24.522
2 -	49.188	+ 4.960	12:35:17.686	11 -	44.676	+ 0.448	12:42:09.198
3 -	47.266	+ 3.038	12:36:04.952	12 -	44.610	+ 0.382	12:42:53.808
4 -	47.436	+ 3.208	12:36:52.388	13 -	44.500	+ 0.272	12:43:38.308
5 -	46.696	+ 2.468	12:37:39.084	14 -	44.626	+ 0.398	12:44:22.934
6 -	46.119	+ 1.891	12:38:25.203	15 -	44.228		12:45:07.162
7 -	44.932	+ 0.704	12:39:10.135	16 -	44.288	+ 0.060	12:45:51.450
8 -	45.113	+ 0.885	12:39:55.248	17 -	44.821	+ 0.593	12:46:36.271
9 -	44.743	+ 0.515	12:40:39.991				
32	Steve GARNER			6 Westfield Megabusa			
1 -	54.664	+ 7.794	12:34:24.934	6 -	47.760	+ 0.890	12:38:26.251
2 -	50.252	+ 3.382	12:35:15.186	7 -	48.508	+ 1.638	12:39:14.759
3 -	48.004	+ 1.134	12:36:03.190	8 -	48.058	+ 1.188	12:40:02.817
4 -	47.839	+ 0.969	12:36:51.029	9 -	46.870		12:40:49.687
5 -	47.462	+ 0.592	12:37:38.491				
34	Nigel BENT			7 Caterham CSR 260			
1 -	54.564	+ 9.836	12:34:26.356	10 -	46.000	+ 1.272	12:41:34.317
2 -	49.436	+ 4.708	12:35:15.792	11 -	45.322	+ 0.594	12:42:19.639
3 -	48.990	+ 4.262	12:36:04.782	12 -	45.331	+ 0.603	12:43:04.970
4 -	47.045	+ 2.317	12:36:51.827	13 -	45.047	+ 0.319	12:43:50.017
5 -	47.036	+ 2.308	12:37:38.863	14 -	44.770	+ 0.042	12:44:34.787
6 -	48.752	+ 4.024	12:38:27.615	15 -	44.876	+ 0.148	12:45:19.663
7 -	47.919	+ 3.191	12:39:15.534	16 -	44.728		12:46:04.391
8 -	46.870	+ 2.142	12:40:02.404	17 -	44.755	+ 0.027	12:46:49.146
9 -	45.913	+ 1.185	12:40:48.317				
38	Mark BISHOP			7 Caterham 7			
1 -	53.870	+ 9.001	12:34:23.228	6 -	47.049	+ 2.180	12:38:16.060
2 -	48.003	+ 3.134	12:35:11.231	7 -	45.182	+ 0.313	12:39:01.242
3 -	44.869		12:35:56.100	8 -	46.067	+ 1.198	12:39:47.309
4 -	47.058	+ 2.189	12:36:43.158	9 -	45.093	+ 0.224	12:40:32.402
5 -	45.853	+ 0.984	12:37:29.011				

Lydden
Circuit Length = 1.0000 miles
Start: 12:33 End: 12:48

Weather / Track : Bright / Dry


SEMSEC Sports Racing & Kit Car Championship Race A

Qualifying Race 1 - LAP ANALYSIS

47	Kevin HOWELL		6 Caterham R500				
1 -	53.407	+ 8.312	12:34:22.114	5 -	45.285	+ 0.190	12:37:25.210
2 -	46.980	+ 1.885	12:35:09.094	6 -	45.310	+ 0.215	12:38:10.520
3 -	45.736	+ 0.641	12:35:54.830	7 -	45.817	+ 0.722	12:38:56.337
4 -	45.095		12:36:39.925				
50	Nick COLE		6 Cateham SV Roadsport				
1 -	56.077	+ 9.804	12:34:29.664	6 -	50.789	+ 4.516	12:38:30.992
2 -	48.935	+ 2.662	12:35:18.599	7 -	57.241	+ 10.968	12:39:28.233
3 -	47.952	+ 1.679	12:36:06.551	8 -	47.978	+ 1.705	12:40:16.211
4 -	46.798	+ 0.525	12:36:53.349	9 -	46.594	+ 0.321	12:41:02.805
5 -	46.854	+ 0.581	12:37:40.203	10 -	46.273		12:41:49.078
58	Charles HARVEY-KELLY		8 Radical SR4				
1 -	52.962	+ 10.995	12:34:21.417	4 -	41.967		12:36:32.907
2 -	46.180	+ 4.213	12:35:07.597	5 -	42.053	+ 0.086	12:37:14.960
3 -	43.343	+ 1.376	12:35:50.940				

SEMSEC Sports Racing & Kit Car Championship Race A

Race 1 - GRID

ROW 6	46.878 8 Richard DADEN	
ROW 5	46.273 50 Nick COLE	46.870 32 Steve GARNER
ROW 4	44.869 38 Mark BISHOP	45.095 47 Kevin HOWELL
ROW 3	44.502 9 Bruce WILSON	44.728 34 Nigel BENT
ROW 2	42.701 1 Julian SAGE	44.228 31 Paul GIBB
ROW 1	40.909 20 Mark BURTON	41.967 58 Charles HARVEY-KELLY
Pole		
		

Lydden
Circuit Length = 1.0000 miles

These results are provisional until the conclusion of any judicial and technical matters.

Clerk of Course :

Timekeeper :

SEMSEC Sports Racing & Kit Car Championship Race A

Race 1 - CLASSIFICATION

POS	NO	CL	NAME	ENTRY	LAPS	TIME	GAP	DIFF	MPH	BEST	ON
1	20	9	Mark BURTON	Jade Trackstar	12	8:19.730			86.44	40.711	4
2	58	8	Charles HARVEY-KELLY	Radical SR4	12	8:32.207	12.477	12.477	84.33	41.990	3
3	34	7	Nigel BENT	Caterham CSR 260	12	8:38.115	18.385	5.908	83.37	42.001	5
4	1	6	Julian SAGE	Caterham 7	12	8:40.780	21.050	2.665	82.95	42.528	4
5	47	6	Kevin HOWELL	Caterham R500	12	8:53.375	33.645	12.595	80.99	43.470	6
6	32	6	Steve GARNER	Westfield Megabusa	12	8:59.403	39.673	6.028	80.08	43.746	5
7	9	6	Bruce WILSON	Caterham CSR Superlight	11	8:21.485	1 lap	1 lap	78.96	44.605	9
8	38	7	Mark BISHOP	Caterham 7	11	8:26.959	1 lap	5.474	78.11	44.895	8
NOT CLASSIFIED											
DNF	31	6	Paul GIBB	Caterham HPC	3	2:22.598	9 laps	8 laps	75.73	45.683	3
DNF	50	6	Nick COLE	Cateham SV Roadsport	0						
FASTEST LAP											
20	9	9	Mark BURTON	Jade Trackstar	4	40.711			88.42 mph	142.30 kph	
58	8	8	Charles HARVEY-KELLY	Radical SR4	3	41.990			85.73 mph	137.97 kph	
34	7	7	Nigel BENT	Caterham CSR 260	5	42.001			85.70 mph	137.93 kph	
1	6	6	Julian SAGE	Caterham 7	4	42.528			84.64 mph	136.22 kph	

Weather / Track : Bright / Dry

These results are provisional until the conclusion of any judicial and technical matters.

Lydden
 Circuit Length = 1.0000 miles
 Start: 14:26 End: 14:35

Clerk of Course :

Timekeeper :

SEMSEC Sports Racing & Kit Car Championship Race A

Race 1 - LAP CHART

Lap 1			Lap 2			Lap 3			Lap 4			Lap 5		
No	Behind	Laptime	No	Behind	Laptime	No	Behind	Laptime	No	Behind	Laptime	No	Behind	Laptime
20		45.625	20		41.152	20		40.966	20		40.711	20		41.039
58	0.717	46.342	58	1.875	42.310	58	2.899	41.990	58	4.371	42.183	58	5.726	42.394
1	1.871	47.496	1	3.619	42.900	34	5.905	42.668	34	7.625	42.431	34	8.587	42.001
34	2.399	48.024	34	4.203	42.956	1	6.065	43.412	1	7.882	42.528	1	9.730	42.887
47	3.937	49.562	47	6.555	43.770	47	9.424	43.835	47	12.517	43.804	47	15.322	43.844
32	4.141	49.766	32	7.385	44.396	32	10.238	43.819	32	13.375	43.848	32	16.082	43.746
9	5.338	50.963	9	9.789	45.603	9	14.172	45.349	9	18.362	44.901	9	22.063	44.740
31	5.449	51.074	31	10.138	45.841	31	14.855	45.683	38	20.165	45.934	38	24.379	45.253
38	5.969	51.594	38	10.502	45.685	38	14.942	45.406						

SEMSEC Sports Racing & Kit Car Championship Race A

Race 1 - LAP CHART

Lap 6			Lap 7			Lap 8			Lap 9			Lap 10		
No	Behind	Laptime	No	Behind	Laptime	No	Behind	Laptime	No	Behind	Laptime	No	Behind	Laptime
20		41.175	20		41.520	20		40.966	20		40.737	20		41.062
58	6.645	42.094	58	7.294	42.169	58	8.721	42.393	58	10.688	42.704	58	12.175	42.549
34	9.754	42.342	34	10.771	42.537	34	12.495	42.690	34	14.711	42.953	34	16.685	43.036
1	11.544	42.989	1	13.026	43.002	1	15.127	43.067	1	17.366	42.976	1	19.404	43.100
47	17.617	43.470	47	20.270	44.173	47	23.429	44.125	47	26.647	43.955	47	29.577	43.992
32	18.794	43.887	32	21.324	44.050	32	25.208	44.850	32	29.471	45.000	32	33.738	45.329
9	26.000	45.112	9	29.283	44.803	9	33.149	44.832	9	37.017	44.605	9	40.755	44.800
38	28.534	45.330	38	31.992	44.978	38	35.921	44.895	38	40.571	45.387			


SEMSEC Sports Racing & Kit Car Championship Race A

Race 1 - LAP CHART

Lap 11			Lap 12		
No	Behind	Laptime	No	Behind	Laptime
20		41.512	20		43.265
38	1 LAP	46.434	9	1 LAP	45.777
58	13.099	42.436	38	1 LAP	46.063
34	17.902	42.729	58	12.477	42.643
1	21.038	43.146	34	18.385	43.748
47	32.369	44.304	1	21.050	43.277
32	37.396	45.170	47	33.645	44.541
			32	39.673	45.542

SEMSEC Sports Racing & Kit Car Championship Race B

Race 4 - GRID

ROW 5	31 Paul GIBB	50 Nick COLE
ROW 4	9 Bruce WILSON	38 Mark BISHOP
ROW 3	47 Kevin HOWELL	32 Steve GARNER
ROW 2	34 Nigel BENT	1 Julian SAGE
ROW 1	20 Mark BURTON	58 Charles HARVEY-KELLY
Pole		
		

Lydden
Circuit Length = 1.0000 miles

These results are provisional until the conclusion of any judicial and technical matters.

Clerk of Course :		Timekeeper :
-------------------	--	--------------

SEMSEC Sports Racing & Kit Car Championship Race B

Race 4 - CLASSIFICATION

POS	NO	CL	NAME	ENTRY	LAPS	TIME	GAP	DIFF	MPH	BEST	ON
1	20	9	Mark BURTON	Jade Trackstar	15	10:25.422			86.33	39.741	5
2	58	8	Charles HARVEY-KELLY	Radical SR4	15	10:49.163	23.741	23.741	83.18	41.750	4
3	34	7	Nigel BENT	Caterham CSR 260	15	10:53.007	27.585	3.844	82.69	42.726	8
4	1	6	Julian SAGE	Caterham 7	15	10:53.156	27.734	0.149	82.67	42.784	5
5	47	6	Kevin HOWELL	Caterham R500	15	11:07.900	42.478	14.744	80.84	43.631	2
6	32	6	Steve GARNER	Westfield Megabusa	14	10:28.573	1 lap	1 lap	80.17	43.995	4
7	31	6	Paul GIBB	Caterham HPC	14	10:29.435	1 lap	0.862	80.06	43.735	7
8	38	7	Mark BISHOP	Caterham 7	14	10:31.420	1 lap	1.985	79.81	44.043	4
9	9	6	Bruce WILSON	Caterham CSR Superlight	14	10:40.631	1 lap	9.211	78.67	44.687	7
10	50	6	Nick COLE	Cateham SV Roadsport	14	10:40.913	1 lap	0.282	78.63	44.703	7

FASTEST LAP

20	9	Mark BURTON	Jade Trackstar	5	39.741	90.58 mph	145.78 kph
58	8	Charles HARVEY-KELLY	Radical SR4	4	41.750	86.22 mph	138.76 kph
34	7	Nigel BENT	Caterham CSR 260	8	42.726	84.25 mph	135.59 kph
1	6	Julian SAGE	Caterham 7	5	42.784	84.14 mph	135.41 kph

Weather / Track : Bright / Dry

These results are provisional until the conclusion of any judicial and technical matters.

Lydden
 Circuit Length = 1.0000 miles
 Start: 15:25 End: 15:36

Clerk of Course :

Timekeeper :

SEMSEC Sports Racing & Kit Car Championship Race B

Race 4 - LAP CHART

Lap 1			Lap 2			Lap 3			Lap 4			Lap 5		
No	Behind	Laptime	No	Behind	Laptime	No	Behind	Laptime	No	Behind	Laptime	No	Behind	Laptime
20		45.607	20		40.314	20		40.161	20		39.906	20		39.741
1	1.615	47.222	1	4.533	43.232	1	7.340	42.968	1	10.300	42.866	1	13.343	42.784
34	2.390	47.997	34	5.187	43.111	34	7.904	42.878	34	10.748	42.750	34	13.807	42.800
47	3.071	48.678	47	6.388	43.631	58	9.477	41.881	58	11.321	41.750	58	14.005	42.425
32	3.607	49.214	32	7.325	44.032	47	9.869	43.642	47	13.807	43.844	47	17.953	43.887
38	5.191	50.798	58	7.757	41.997	32	11.754	44.590	32	15.843	43.995	32	20.245	44.143
9	5.976	51.583	38	9.851	44.974	38	13.939	44.249	38	18.076	44.043	38	23.690	45.355
58	6.074	51.681	9	11.086	45.424	31	15.951	44.786	31	20.735	44.690	31	25.250	44.256
31	6.525	52.132	31	11.326	45.115	9	16.891	45.966	9	22.236	45.251	9	27.499	45.004
50	7.408	53.015	50	12.204	45.110	50	17.267	45.224	50	22.647	45.286	50	27.985	45.079

SEMSEC Sports Racing & Kit Car Championship Race B

Race 4 - LAP CHART

Lap 6			Lap 7			Lap 8			Lap 9			Lap 10		
No	Behind	Laptime	No	Behind	Laptime	No	Behind	Laptime	No	Behind	Laptime	No	Behind	Laptime
20		40.121	20		40.527	20		41.422	20		42.047	20		43.111
1	16.275	43.053	1	18.641	42.893	1	20.226	43.007	1	21.726	43.547	9	1 LAP	46.200
34	16.635	42.949	34	19.166	43.058	34	20.470	42.726	34	21.902	43.479	50	1 LAP	46.132
58	16.967	43.083	58	19.290	42.850	58	20.633	42.765	58	22.118	43.532	1	21.861	43.246
47	22.172	44.340	47	25.749	44.104	47	28.757	44.430	47	31.163	44.453	34	22.106	43.315
32	24.170	44.046	32	28.014	44.371	32	30.900	44.308	32	33.502	44.649	58	22.261	43.254
38	28.002	44.433	38	32.026	44.551	38	35.314	44.710	38	38.021	44.754	47	32.388	44.336
31	29.063	43.934	31	32.271	43.735	31	35.581	44.732	31	38.182	44.648	32	35.131	44.740
9	32.398	45.020	9	36.558	44.687	9	40.363	45.227				31	39.018	43.947
50	32.916	45.052	50	37.092	44.703	50	40.701	45.031				38	39.638	44.728

SEMSEC Sports Racing & Kit Car Championship Race B

Race 4 - LAP CHART

Lap 11			Lap 12			Lap 13			Lap 14			Lap 15		
No	Behind	Laptime	No	Behind	Laptime	No	Behind	Laptime	No	Behind	Laptime	No	Behind	Laptime
20		42.174	20		43.222	20		42.069	20		42.649	20		42.351
9	1 LAP	45.246	9	1 LAP	45.041	31	1 LAP	44.983	32	1 LAP	45.825	32	1 LAP	44.505
50	1 LAP	45.132	50	1 LAP	45.321	38	1 LAP	45.017	31	1 LAP	44.084	31	1 LAP	44.190
1	23.359	43.672	1	23.824	43.687	9	1 LAP	44.916	38	1 LAP	44.571	38	1 LAP	44.687
58	23.637	43.550	58	23.890	43.475	50	1 LAP	44.791	9	1 LAP	45.217	9	1 LAP	45.849
34	23.970	44.038	34	24.512	43.764	58	24.074	42.253	50	1 LAP	45.223	50	1 LAP	45.814
47	34.447	44.233	47	35.936	44.711	1	25.105	43.350	58	23.816	42.391	58	23.741	42.276
32	38.149	45.192	32	39.890	44.963	34	25.468	43.025	1	25.901	43.445	34	27.585	43.866
31	41.047	44.203				47	38.203	44.336	34	26.070	43.251	1	27.734	44.184
38	42.014	44.550							47	40.137	44.583	47	42.478	44.692

**SEMSEC Saloon & Sports Car Championship & Nikki Stevens Inter + SEMSEC
Inter Kit Car Challenges
Qualifying Race 2 - CLASSIFICATION**

POS	NO	CL	NAME	ENTRY	TIME	ON	LAPS	GAP	DIFF	MPH
1	72	-	Scott MAKIN	Sylva Riot	46.157	9	11			77.99
2	26	2	Bill RICHARDS	Rover Mini Clubman	46.341	10	11	0.184	0.184	77.68
3	11	3	Steve WEATHERLEY	Ford Sierra Sapphire	46.876	7	9	0.719	0.535	76.79
4	12	1	David FULLER	MG Midget	47.199	6	11	1.042	0.323	76.27
5	5	4	Gareth SMITH	Toyota Starlet	48.026	5	9	1.869	0.827	74.95
6	52	1	Chris WATKINSON	Rover Mini	48.291	5	10	2.134	0.265	74.54
7	99	3	Bob STOCKLEY	Renault Clio Cup	48.516	6	11	2.359	0.225	74.20
8	96	3	Nigel CRAIG	Ford Escort RS2000	48.828	3	4	2.671	0.312	73.72
9	22	1	Tristram BARDEN	Rover Mini	50.194	8	10	4.037	1.366	71.71
10	55	2	Paul LYNCH	Ford Fiesta Si	50.209	9	10	4.052	0.015	71.69
11	49	4	Steve WATERMAN	Toyota Starlet	50.597	9	10	4.440	0.388	71.14
12	46	3	Scott BROOKER	Renault Clio Cup	51.016	9	10	4.859	0.419	70.56
13	2	B	Matthew SMITH	Citroen BX 16 Valve	51.018	9	11	4.861	0.002	70.56
14	13	2	Mary GRINHAM	Rover/Maguire Mini	52.380	9	10	6.223	1.362	68.72
15	92	4	John CHAPLIN	MGB GT V8	52.396	9	10	6.239	0.016	68.70
16	51	2	Spadge HOPKINS	Ginetta G4	52.422	7	10	6.265	0.026	68.67
17	41	2	Kieron LEHANE	Ford Fiesta	57.021	2	2	10.864	4.599	63.13

Weather / Track : Bright / Dry

These results are provisional until the conclusion of any judicial and technical matters.

Lydden
Circuit Length = 1.0000 miles
Start: 13:08 End: 13:20

Clerk of Course :

Timekeeper :

SEMSEC Saloon & Sports Car Championship & Nikki Stevens Inter + SEMSEC Inter Kit Car Challenges

Qualifying Race 2 - LAP ANALYSIS

2	Matthew SMITH		B Citroen BX 16 Valve				
1 -	1:03.228	+ 12.210	13:10:07.254	7 -	51.595	+ 0.577	13:15:20.280
2 -	53.360	+ 2.342	13:11:00.614	8 -	51.379	+ 0.361	13:16:11.659
3 -	52.520	+ 1.502	13:11:53.134	9 -	51.018		13:17:02.677
4 -	51.652	+ 0.634	13:12:44.786	10 -	52.279	+ 1.261	13:17:54.956
5 -	52.689	+ 1.671	13:13:37.475	11 -	51.617	+ 0.599	13:18:46.573
6 -	51.210	+ 0.192	13:14:28.685				
5	Gareth SMITH		4 Toyota Starlet				
1 -	1:01.447	+ 13.421	13:10:23.108	6 -	50.670	+ 2.644	13:14:34.047
2 -	53.304	+ 5.278	13:11:16.412	7 -	50.166	+ 2.140	13:15:24.213
3 -	50.593	+ 2.567	13:12:07.005	8 -	49.594	+ 1.568	13:16:13.807
4 -	48.346	+ 0.320	13:12:55.351	9 -	58.565	+ 10.539	13:17:12.372
5 -	48.026		13:13:43.377				
11	Steve WEATHERLEY		3 Ford Sierra Sapphire				
1 -	1:02.013	+ 15.137	13:10:05.100	6 -	47.943	+ 1.067	13:14:07.970
2 -	51.375	+ 4.499	13:10:56.475	7 -	46.876		13:14:54.846
3 -	48.755	+ 1.879	13:11:45.230	8 -	47.018	+ 0.142	13:15:41.864
4 -	47.775	+ 0.899	13:12:33.005	9 -	47.876	+ 1.000	13:16:29.740
5 -	47.022	+ 0.146	13:13:20.027				
12	David FULLER		1 MG Midget				
1 -	1:00.305	+ 13.106	13:10:19.611	7 -	47.473	+ 0.274	13:15:09.453
2 -	49.784	+ 2.585	13:11:09.395	8 -	48.331	+ 1.132	13:15:57.784
3 -	48.639	+ 1.440	13:11:58.034	9 -	47.760	+ 0.561	13:16:45.544
4 -	48.232	+ 1.033	13:12:46.266	10 -	47.255	+ 0.056	13:17:32.799
5 -	48.515	+ 1.316	13:13:34.781	11 -	47.929	+ 0.730	13:18:20.728
6 -	47.199		13:14:21.980				
13	Mary GRINHAM		2 Rover/Maguire Mini				
1 -	1:04.905	+ 12.525	13:10:31.045	6 -	53.005	+ 0.625	13:15:02.160
2 -	55.969	+ 3.589	13:11:27.014	7 -	53.480	+ 1.100	13:15:55.640
3 -	55.487	+ 3.107	13:12:22.501	8 -	54.122	+ 1.742	13:16:49.762
4 -	53.506	+ 1.126	13:13:16.007	9 -	52.380		13:17:42.142
5 -	53.148	+ 0.768	13:14:09.155	10 -	53.019	+ 0.639	13:18:35.161
22	Tristram BARDEN		1 Rover Mini				
1 -	1:02.297	+ 12.103	13:10:25.069	6 -	50.661	+ 0.467	13:14:46.280
2 -	55.466	+ 5.272	13:11:20.535	7 -	50.929	+ 0.735	13:15:37.209
3 -	52.849	+ 2.655	13:12:13.384	8 -	50.194		13:16:27.403
4 -	51.144	+ 0.950	13:13:04.528	9 -	50.454	+ 0.260	13:17:17.857
5 -	51.091	+ 0.897	13:13:55.619	10 -	52.427	+ 2.233	13:18:10.284
26	Bill RICHARDS		2 Rover Mini Clubman				
1 -	1:00.745	+ 14.404	13:10:19.286	7 -	46.461	+ 0.120	13:15:10.281
2 -	52.635	+ 6.294	13:11:11.921	8 -	47.112	+ 0.771	13:15:57.393
3 -	51.024	+ 4.683	13:12:02.945	9 -	47.256	+ 0.915	13:16:44.649
4 -	47.186	+ 0.845	13:12:50.131	10 -	46.341		13:17:30.990
5 -	46.919	+ 0.578	13:13:37.050	11 -	59.198	+ 12.857	13:18:30.188
6 -	46.770	+ 0.429	13:14:23.820				
41	Kieron LEHANE		2 Ford Fiesta				
1 -	1:03.406	+ 6.385	13:10:08.919	2 -	57.021		13:11:05.940
46	Scott BROOKER		3 Renault Clio Cup				
1 -	1:10.073	+ 19.057	13:10:24.536	6 -	55.364	+ 4.348	13:15:07.503
2 -	58.267	+ 7.251	13:11:22.803	7 -	53.291	+ 2.275	13:16:00.794
3 -	55.961	+ 4.945	13:12:18.764	8 -	52.239	+ 1.223	13:16:53.033
4 -	55.046	+ 4.030	13:13:13.810	9 -	51.016		13:17:44.049
5 -	58.329	+ 7.313	13:14:12.139	10 -	52.055	+ 1.039	13:18:36.104

Weather / Track : Bright / Dry

SEMSEC Saloon & Sports Car Championship & NIKKI Stevens Inter + SEMSEC Inter Kit Car Challenge


Qualifying Race 2 - LAP ANALYSIS

49	Steve WATERMAN		4		Toyota Starlet		
1 -	1:07.868	+ 17.271	13:10:32.542	6 -	52.519	+ 1.922	13:15:02.969
2 -	55.432	+ 4.835	13:11:27.974	7 -	53.976	+ 3.379	13:15:56.945
3 -	55.404	+ 4.807	13:12:23.378	8 -	55.382	+ 4.785	13:16:52.327
4 -	53.704	+ 3.107	13:13:17.082	9 -	50.597		13:17:42.924
5 -	53.368	+ 2.771	13:14:10.450	10 -	52.968	+ 2.371	13:18:35.892
51	Spadge HOPKINS		2		Ginetta G4		
1 -	1:03.782	+ 11.360	13:10:09.767	6 -	53.585	+ 1.163	13:14:36.080
2 -	54.506	+ 2.084	13:11:04.273	7 -	52.422		13:15:28.502
3 -	52.424	+ 0.002	13:11:56.697	8 -	53.025	+ 0.603	13:16:21.527
4 -	53.067	+ 0.645	13:12:49.764	9 -	52.633	+ 0.211	13:17:14.160
5 -	52.731	+ 0.309	13:13:42.495	10 -	56.045	+ 3.623	13:18:10.205
52	Chris WATKINSON		1		Rover Mini		
1 -	1:00.963	+ 12.672	13:10:12.006	6 -	48.408	+ 0.117	13:14:16.775
2 -	50.001	+ 1.710	13:11:02.007	7 -	48.990	+ 0.699	13:15:05.765
3 -	49.610	+ 1.319	13:11:51.617	8 -	51.732	+ 3.441	13:15:57.497
4 -	48.459	+ 0.168	13:12:40.076	9 -	52.512	+ 4.221	13:16:50.009
5 -	48.291		13:13:28.367	10 -	49.252	+ 0.961	13:17:39.261
55	Paul LYNCH		2		Ford Fiesta Si		
1 -	1:01.876	+ 11.667	13:10:25.239	6 -	50.289	+ 0.080	13:14:47.112
2 -	57.825	+ 7.616	13:11:23.064	7 -	51.025	+ 0.816	13:15:38.137
3 -	52.877	+ 2.668	13:12:15.941	8 -	50.415	+ 0.206	13:16:28.552
4 -	50.407	+ 0.198	13:13:06.348	9 -	50.209		13:17:18.761
5 -	50.475	+ 0.266	13:13:56.823	10 -	51.826	+ 1.617	13:18:10.587
72	Scott MAKIN		-		Sylva Riot		
1 -	1:00.613	+ 14.456	13:10:20.006	7 -	47.009	+ 0.852	13:15:07.571
2 -	52.165	+ 6.008	13:11:12.171	8 -	48.181	+ 2.024	13:15:55.752
3 -	47.605	+ 1.448	13:11:59.776	9 -	46.157		13:16:41.909
4 -	47.084	+ 0.927	13:12:46.860	10 -	47.776	+ 1.619	13:17:29.685
5 -	47.459	+ 1.302	13:13:34.319	11 -	46.268	+ 0.111	13:18:15.953
6 -	46.243	+ 0.086	13:14:20.562				
92	John CHAPLIN		4		MGB GT V8		
1 -	1:02.611	+ 10.215	13:10:11.674	6 -	52.996	+ 0.600	13:14:45.790
2 -	56.249	+ 3.853	13:11:07.923	7 -	53.660	+ 1.264	13:15:39.450
3 -	56.745	+ 4.349	13:12:04.668	8 -	53.498	+ 1.102	13:16:32.948
4 -	54.419	+ 2.023	13:12:59.087	9 -	52.396		13:17:25.344
5 -	53.707	+ 1.311	13:13:52.794	10 -	55.152	+ 2.756	13:18:20.496
96	Nigel CRAIG		3		Ford Escort RS2000		
1 -	1:02.601	+ 13.773	13:10:04.230	3 -	48.828		13:11:44.087
2 -	51.029	+ 2.201	13:10:55.259	4 -	53.756	+ 4.928	13:12:37.843
99	Bob STOCKLEY		3		Renault Clio Cup		
1 -	1:01.950	+ 13.434	13:10:06.529	7 -	49.799	+ 1.283	13:15:03.362
2 -	51.371	+ 2.855	13:10:57.900	8 -	49.038	+ 0.522	13:15:52.400
3 -	49.480	+ 0.964	13:11:47.380	9 -	48.600	+ 0.084	13:16:41.000
4 -	48.944	+ 0.428	13:12:36.324	10 -	49.653	+ 1.137	13:17:30.653
5 -	48.723	+ 0.207	13:13:25.047	11 -	48.707	+ 0.191	13:18:19.360
6 -	48.516		13:14:13.563				

Weather / Track : Bright / Dry

SEMSEC Saloon & Sports Car Championship & Nikki Stevens Inter + SEMSEC Inter Kit Car Challenges

Race 2 - GRID

ROW 9	57.021 41 Kieron LEHANE		
ROW 8		52.396 92 John CHAPLIN	52.422 51 Spadge HOPKINS
ROW 7	51.018 2 Matthew SMITH		52.380 13 Mary GRINHAM
ROW 6		50.597 49 Steve WATERMAN	51.016 46 Scott BROOKER
ROW 5	50.194 22 Tristram BARDEN		50.209 55 Paul LYNCH
ROW 4		48.516 99 Bob STOCKLEY	48.828 96 Nigel CRAIG
ROW 3	48.026 5 Gareth SMITH		48.291 52 Chris WATKINSON
ROW 2		46.876 11 Steve WEATHERLEY	47.199 12 David FULLER
ROW 1	46.157 72 Scott MAKIN		46.341 26 Bill RICHARDS
Pole			
			

Lydden
Circuit Length = 1.0000 miles

These results are provisional until the conclusion of any judicial and technical matters.

Clerk of Course :		Timekeeper :
-------------------	--	--------------

**SEMSEC Saloon & Sports Car Championship & Nikki Stevens Inter + SEMSEC
Inter Kit Car Challenges
Race 2 - CLASSIFICATION**

POS	NO	CL	NAME	ENTRY	LAPS	TIME	GAP	DIFF	MPH	BEST	ON
1	72	-	Scott MAKIN	Sylva Riot	12	9:17.457			77.49	45.743	8
2	26	2	Bill RICHARDS	Rover Mini Clubman	12	9:24.983	7.526	7.526	76.46	45.861	5
3	11	3	Steve WEATHERLEY	Ford Sierra Sapphire	12	9:33.538	16.081	8.555	75.31	46.348	8
4	12	1	David FULLER	MG Midget	12	9:35.326	17.869	1.788	75.08	46.928	4
5	96	3	Nigel CRAIG	Ford Escort RS2000	12	9:36.255	18.798	0.929	74.96	46.846	4
6	52	1	Chris WATKINSON	Rover Mini	12	9:49.292	31.835	13.037	73.30	48.040	6
7	99	3	Bob STOCKLEY	Renault Clio Cup	12	9:54.319	36.862	5.027	72.68	48.285	7
8	22	1	Tristram BARDEN	Rover Mini	11	9:20.121	1 lap	1 lap	70.69	49.390	2
9	13	2	Mary GRINHAM	Rover/Maguire Mini	11	9:21.928	1 lap	1.807	70.46	49.747	9
10	46	3	Scott BROOKER	Renault Clio Cup	11	9:30.612	1 lap	8.684	69.39	49.873	11
11	2	B	Matthew SMITH	Citroen BX 16 Valve	11	9:34.069	1 lap	3.457	68.97	51.003	10
12	55	2	Paul LYNCH	Ford Fiesta Si	11	9:34.759	1 lap	0.690	68.89	50.846	5
13	92	4	John CHAPLIN	MGB GT V8	11	9:38.365	1 lap	3.606	68.46	50.797	6
14	51	2	Spadge HOPKINS	Ginetta G4	11	9:43.323	1 lap	4.958	67.88	51.235	5

NOT CLASSIFIED

DNF	49	4	Steve WATERMAN	Toyota Starlet	4	3:25.452	8 laps	7 laps	70.08	48.319	3
DNF	5	4	Gareth SMITH	Toyota Starlet	2	1:40.863	10 laps	2 laps	71.38	47.878	2

FASTEST LAP

72	-	Scott MAKIN	Sylva Riot	8	45.743	78.69 mph	126.65 kph
26	2	Bill RICHARDS	Rover Mini Clubman	5	45.861	78.49 mph	126.32 kph
11	3	Steve WEATHERLEY	Ford Sierra Sapphire	8	46.348	77.67 mph	124.99 kph
12	1	David FULLER	MG Midget	4	46.928	76.71 mph	123.45 kph
5	4	Gareth SMITH	Toyota Starlet	2	47.878	75.18 mph	121.00 kph
2	B	Matthew SMITH	Citroen BX 16 Valve	10	51.003	70.58 mph	113.59 kph

Weather / Track : Bright / Dry

These results are provisional until the conclusion of any judicial and technical matters.

Lydden
Circuit Length = 1.0000 miles
Start: 14:44 End: 14:54

Clerk of Course :		Timekeeper :
-------------------	--	--------------

**SEMSEC Saloon & Sports Car Championship & Nikki Stevens Inter + SEMSEC
Inter Kit Car Challenges**

Race 2 - LAP CHART

Lap 1			Lap 2			Lap 3			Lap 4			Lap 5		
No	Behind	Laptime	No	Behind	Laptime	No	Behind	Laptime	No	Behind	Laptime	No	Behind	Laptime
72		50.079	72		45.974	72		46.081	72		45.973	72		45.768
5	2.906	52.985	26	4.227	47.094	26	4.402	46.256	26	4.600	46.171	26	4.693	45.861
26	3.107	53.186	5	4.810	47.878	96	7.367	47.737	96	8.240	46.846	11	9.774	46.788
12	3.355	53.434	96	5.711	47.847	11	7.831	47.117	11	8.754	46.896	96	10.842	48.370
96	3.838	53.917	12	6.076	48.695	12	8.293	48.298	12	9.248	46.928	12	11.141	47.661
11	5.528	55.607	11	6.795	47.241	52	11.280	48.847	52	13.848	48.541	52	16.567	48.487
52	5.874	55.953	52	8.514	48.614	22	13.799	50.010	99	16.832	48.935	99	19.496	48.432
22	6.454	56.533	22	9.870	49.390	99	13.870	48.952	49	17.345	49.088	22	23.372	50.748
13	7.157	57.236	99	10.999	49.210	49	14.230	48.319	22	18.392	50.566	13	26.252	50.957
99	7.763	57.842	49	11.992	49.429	13	16.501	50.293	13	21.063	50.535	2	31.394	51.660
49	8.537	58.616	13	12.289	51.106	55	20.123	51.295	2	25.502	51.045	46	31.810	51.593
55	8.774	58.853	55	14.909	52.109	2	20.430	51.109	46	25.985	51.087	55	32.232	50.846
2	9.430	59.509	2	15.402	51.946	46	20.871	50.849	55	27.154	53.004	92	33.830	51.400
46	10.888	1:00.967	46	16.103	51.189	92	22.726	51.375	92	28.198	51.445	51	35.355	51.235
92	11.876	1:01.955	92	17.432	51.530	51	24.152	51.467	51	29.888	51.709			
51	12.423	1:02.502	51	18.766	52.317									

**SEMSEC Saloon & Sports Car Championship & NIKKI Stevens Inter + SEMSEC
Inter Kit Car Challenges
Race 2 - LAP CHART**


Lap 6			Lap 7			Lap 8			Lap 9			Lap 10		
No	Behind	Laptime	No	Behind	Laptime	No	Behind	Laptime	No	Behind	Laptime	No	Behind	Laptime
72		45.908	72		45.825	72		45.743	72		47.046	72		45.989
26	5.156	46.371	26	5.783	46.452	51	1 LAP	52.419	2	1 LAP	51.248	46	1 LAP	50.875
11	10.349	46.483	11	10.931	46.407	26	6.368	46.328	46	1 LAP	51.360	26	6.433	46.625
96	12.048	47.114	96	13.235	47.012	11	11.536	46.348	55	1 LAP	51.330	2	1 LAP	52.472
12	12.432	47.199	12	13.726	47.119	96	15.026	47.534	92	1 LAP	51.291	55	1 LAP	51.907
52	18.699	48.040	52	21.173	48.299	12	15.264	47.281	26	5.797	46.475	92	1 LAP	51.726
99	22.005	48.417	99	24.465	48.285	52	23.801	48.371	51	1 LAP	52.276	11	12.628	47.311
22	27.412	49.948	22	31.700	50.113	99	27.123	48.401	11	11.306	46.816	51	1 LAP	52.684
13	30.983	50.639	13	35.478	50.320	22	36.155	50.198	96	15.199	47.219	96	16.264	47.054
2	37.046	51.560	2	42.263	51.042	13	39.677	49.942	12	15.496	47.278	12	16.602	47.095
46	37.475	51.573	46	42.755	51.105				52	25.028	48.273	52	27.396	48.357
55	37.841	51.517	55	43.180	51.164				99	28.464	48.387	99	32.421	49.946
92	38.719	50.797	92	44.124	51.230				22	39.598	50.489	22	44.077	50.468
51	41.119	51.672							13	42.378	49.747			

**SEMSEC Saloon & Sports Car Championship & NIKKI Stevens Inter + SEMSEC
Inter Kit Car Challenges
Race 2 - LAP CHART**

Lap 11			Lap 12		
No	Behind	Laptime	No	Behind	Laptime
72		46.302	72		46.769
13	1 LAP	51.018	22	1 LAP	51.658
26	6.991	46.860	13	1 LAP	50.135
46	1 LAP	50.141	26	7.526	47.304
2	1 LAP	51.003	46	1 LAP	49.873
55	1 LAP	51.665	11	16.081	48.643
11	14.207	47.881	2	1 LAP	51.475
92	1 LAP	52.804	55	1 LAP	51.069
96	17.204	47.242	12	17.869	47.128
12	17.510	47.210	96	18.798	48.363
51	1 LAP	52.877	92	1 LAP	52.812
52	29.331	48.237	51	1 LAP	52.165
99	34.872	48.753	52	31.835	49.273
			99	36.862	48.759

SEMSEC Saloon & Sports Car Championship

Race 5 - GRID

ROW 7	49 Steve WATERMAN	5 Gareth SMITH
ROW 6	92 John CHAPLIN	51 Spadge HOPKINS
ROW 5	46 Scott BROOKER	55 Paul LYNCH
ROW 4	22 Tristam BARDEN	13 Mary GRINHAM
ROW 3	52 Chris WATKINSON	99 Bob STOCKLEY
ROW 2	12 David FULLER	96 Nigel CRAIG
ROW 1	26 Bill RICHARDS	11 Steve WEATHERLEY
Pole		
		

Lydden
Circuit Length = 1.0000 miles

These results are provisional until the conclusion of any judicial and technical matters.

Clerk of Course :		Timekeeper :
-------------------	--	--------------

SEMSEC Saloon & Sports Car Championship

Race 5 - CLASSIFICATION - AMENDED

POS	NO	CL	NAME	ENTRY	LAPS	TIME	GAP	DIFF	MPH	BEST	ON
1	11	3	Steve WEATHERLEY	Ford Sierra Sapphire	12	9:31.006			75.65	46.180	5
2	96	3	Nigel CRAIG	Ford Escort RS2000	12	9:32.815	1.809	1.809	75.41	46.854	7
3	26	2	Bill RICHARDS	Rover Mini Clubman	12	9:33.356	2.350	0.541	75.34	46.617	7
4	52	1	Chris WATKINSON	Rover Mini	12	9:45.976	14.970	12.620	73.72	47.827	3
5	49	4	Steve WATERMAN	Toyota Starlet	12	9:50.472	19.466	4.496	73.15	47.131	11
6	99	3	Bob STOCKLEY	Renault Clio Cup	12	9:58.174	27.168	7.702	72.21	48.521	7
7	46	3	Scott BROOKER	Renault Clio Cup	12	10:07.347	36.341	9.173	71.12	48.694	11
8	22	1	Tristram BARDEN	Rover Mini	12	10:08.627	37.621	1.280	70.97	49.821	6
9	13	2	Mary GRINHAM	Rover/Maguire Mini	12	10:12.203	41.197	3.576	70.56	49.841	10
10	55	2	Paul LYNCH	Ford Fiesta Si	12	10:22.538	51.532	10.335	69.39	50.389	4
11	92	4	John CHAPLIN	MGB GT V8	11	9:42.268	1 lap	1 lap	68.00	50.403	4
12	51	2	Spadge HOPKINS	Ginetta G4	11	9:42.560	1 lap	0.292	67.97	51.514	4

NOT CLASSIFIED

DNF	12	1	David FULLER	MG Midget	1	52.150	11 laps	10 laps	69.02	52.150	1
-----	----	---	--------------	-----------	---	--------	---------	---------	-------	--------	---

FASTEST LAP

11	3	Steve WEATHERLEY	Ford Sierra Sapphire	5	46.180	77.95 mph	125.45 kph
26	2	Bill RICHARDS	Rover Mini Clubman	7	46.617	77.22 mph	124.27 kph
49	4	Steve WATERMAN	Toyota Starlet	11	47.131	76.38 mph	122.92 kph
52	1	Chris WATKINSON	Rover Mini	3	47.827	75.26 mph	121.13 kph

Weather / Track : Sunny / Dry

These results are provisional until the conclusion of any judicial and technical matters.

Lydden
Circuit Length = 1.0000 miles
Start: 15:43 End: 15:53

Clerk of Course :		Timekeeper :
-------------------	--	--------------

SEMSEC Saloon & Sports Car Championship

Race 5 - LAP CHART

Lap 1			Lap 2			Lap 3			Lap 4			Lap 5		
No	Behind	Laptime	No	Behind	Laptime	No	Behind	Laptime	No	Behind	Laptime	No	Behind	Laptime
12		52.150	96		48.555	96		47.240	96		46.926	96		46.920
96	0.686	52.836	26	0.523	47.935	26	0.580	47.297	11	0.833	46.896	11	0.093	46.180
26	1.829	53.979	11	1.401	47.496	11	0.863	46.702	26	1.406	47.752	26	1.378	46.892
13	2.964	55.114	52	3.208	48.803	52	3.795	47.827	52	4.931	48.062	52	5.860	47.849
11	3.146	55.296	13	4.882	51.159	13	7.885	50.243	99	11.089	49.368	99	12.796	48.627
52	3.646	55.796	22	5.573	50.768	22	8.516	50.183	22	11.975	50.385	49	14.477	48.598
22	4.046	56.196	99	5.726	50.539	99	8.647	50.161	13	12.368	51.409	22	14.969	49.914
99	4.428	56.578	49	6.203	49.469	49	9.100	50.137	49	12.799	50.625	13	17.138	51.690
49	5.975	58.125	55	7.944	50.777	55	11.467	50.763	55	14.930	50.389	55	18.859	50.849
55	6.408	58.558	92	9.365	51.142	92	13.311	51.186	92	16.788	50.403	46	19.640	49.609
92	7.464	59.614	46	9.499	51.019	46	13.476	51.217	46	16.951	50.401	92	20.933	51.065
46	7.721	59.871	51	12.349	52.587	51	17.162	52.053	51	21.750	51.514	51	27.436	52.606
51	9.003	1:01.153												

SEMSEC Saloon & Sports Car Championship

Race 5 - LAP CHART

Lap 6			Lap 7			Lap 8			Lap 9			Lap 10		
No	Behind	Laptime	No	Behind	Laptime	No	Behind	Laptime	No	Behind	Laptime	No	Behind	Laptime
11		46.382	11		46.516	11		46.528	11		46.916	11		46.800
96	1.136	47.611	96	1.474	46.854	96	2.041	47.095	96	2.241	47.116	51	1 LAP	52.268
26	1.659	46.756	26	1.760	46.617	26	2.670	47.438	26	2.779	47.025	96	2.703	47.262
52	7.321	47.936	52	9.180	48.375	52	10.913	48.261	52	12.238	48.241	26	2.997	47.018
99	14.979	48.658	99	16.984	48.521	49	18.598	47.520	49	18.918	47.236	52	13.702	48.264
49	15.594	47.592	49	17.606	48.528	99	19.415	48.959	99	21.394	48.895	49	19.254	47.136
22	18.315	49.821	22	21.706	49.907	22	25.611	50.433	22	29.169	50.474	99	23.729	49.135
13	21.366	50.703	13	25.456	50.606	13	29.145	50.217	46	32.149	49.592	22	32.603	50.234
46	22.598	49.433	46	25.701	49.619	46	29.473	50.300	13	33.040	50.811	46	34.071	48.722
55	23.328	50.944	55	27.758	50.946	55	32.281	51.051	55	37.183	51.818	13	36.081	49.841
92	25.842	51.384	92	32.490	53.164	92	38.140	52.178	92	44.736	53.512	55	42.035	51.652
51	33.073	52.112	51	38.216	51.659	51	43.576	51.888						

SEMSEC Saloon & Sports Car Championship

Race 5 - LAP CHART

Lap 11			Lap 12		
No	Behind	Laptime	No	Behind	Laptime
11		47.101	11		48.193
96	2.836	47.234	96	1.809	47.166
26	3.207	47.311	26	2.350	47.336
92	1 LAP	55.689	92	1 LAP	52.931
51	1 LAP	52.471	51	1 LAP	52.249
52	14.900	48.299	52	14.970	48.263
49	19.284	47.131	49	19.466	48.375
99	25.757	49.129	99	27.168	49.604
22	35.511	50.009	46	36.341	48.870
46	35.664	48.694	22	37.621	50.303
13	38.861	49.881	13	41.197	50.529
55	47.019	52.085	55	51.532	52.706

South East Sports & Saloon Car Challenge

Qualifying Race 6 - CLASSIFICATION

POS	NO	CL	NAME	ENTRY	TIME	ON	LAPS	GAP	DIFF	MPH
1	20	A	Mark BURTON	Jade Trackstar	40.596	4	4			88.67
2	58	B	Charles HARVEY-KELLY	Radical SR4	41.299	4	7	0.703	0.703	87.16
3	1	D	Julian SAGE	Caterham 7	42.840	6	12	2.244	1.541	84.03
4	31	D	Paul GIBB	Caterham HPC	43.617	8	11	3.021	0.777	82.53
5	9	D	Bruce WILSON	Caterham CSR Superlight	44.101	11	13	3.505	0.484	81.62
6	50	D	Nick COLE	Caterham Roadsport	44.643	9	13	4.047	0.542	80.63
7	47	D	Kevin HOWELL	Caterham R500	44.654	7	7	4.058	0.011	80.61
8	38	D	Mark BISHOP	Caterham 7	44.747	9	12	4.151	0.093	80.45
9	34	D	Nigel BENT	Caterham CSR 260	44.998	7	9	4.402	0.251	80.00

Weather / Track : Bright / Dry

These results are provisional until the conclusion of any judicial and technical matters.

Lydden
 Circuit Length = 1.0000 miles
 Start: 13:24 End: 13:35

Clerk of Course :		Timekeeper :
-------------------	--	--------------

South East Sports & Saloon Car Challenge

Qualifying Race 6 - LAP ANALYSIS

1	Julian SAGE			D Caterham 7			
1 -	48.532	+ 5.692	13:25:40.690	7 -	42.957	+ 0.117	13:30:17.829
2 -	45.842	+ 3.002	13:26:26.532	8 -	42.871	+ 0.031	13:31:00.700
3 -	45.428	+ 2.588	13:27:11.960	9 -	43.644	+ 0.804	13:31:44.344
4 -	51.720	+ 8.880	13:28:03.680	10 -	43.034	+ 0.194	13:32:27.378
5 -	48.352	+ 5.512	13:28:52.032	11 -	43.347	+ 0.507	13:33:10.725
6 -	42.840		13:29:34.872	12 -	47.180	+ 4.340	13:33:57.905
9	Bruce WILSON			D Caterham CSR Superlight			
1 -	56.477	+ 12.376	13:25:40.358	8 -	44.809	+ 0.708	13:31:07.362
2 -	50.343	+ 6.242	13:26:30.701	9 -	44.575	+ 0.474	13:31:51.937
3 -	47.859	+ 3.758	13:27:18.560	10 -	44.537	+ 0.436	13:32:36.474
4 -	46.769	+ 2.668	13:28:05.329	11 -	44.101		13:33:20.575
5 -	46.049	+ 1.948	13:28:51.378	12 -	44.658	+ 0.557	13:34:05.233
6 -	46.133	+ 2.032	13:29:37.511	13 -	53.200	+ 9.099	13:34:58.433
7 -	45.042	+ 0.941	13:30:22.553				
20	Mark BURTON			A Jade Trackstar			
1 -	50.664	+ 10.068	13:25:27.974	3 -	40.750	+ 0.154	13:26:51.259
2 -	42.535	+ 1.939	13:26:10.509	4 -	40.596		13:27:31.855
31	Paul GIBB			D Caterham HPC			
1 -	47.871	+ 4.254	13:25:41.718	7 -	43.815	+ 0.198	13:30:08.245
2 -	45.420	+ 1.803	13:26:27.138	8 -	43.617		13:30:51.862
3 -	44.942	+ 1.325	13:27:12.080	9 -	43.950	+ 0.333	13:31:35.812
4 -	43.925	+ 0.308	13:27:56.005	10 -	43.714	+ 0.097	13:32:19.526
5 -	44.170	+ 0.553	13:28:40.175	11 -	43.802	+ 0.185	13:33:03.328
6 -	44.255	+ 0.638	13:29:24.430				
34	Nigel BENT			D Caterham CSR 260			
1 -	49.175	+ 4.177	13:25:39.014	6 -	45.165	+ 0.167	13:29:27.990
2 -	46.903	+ 1.905	13:26:25.917	7 -	44.998		13:30:12.988
3 -	45.552	+ 0.554	13:27:11.469	8 -	45.484	+ 0.486	13:30:58.472
4 -	45.325	+ 0.327	13:27:56.794	9 -	45.935	+ 0.937	13:31:44.407
5 -	46.031	+ 1.033	13:28:42.825				
38	Mark BISHOP			D Caterham 7			
1 -	52.904	+ 8.157	13:25:37.283	7 -	49.108	+ 4.361	13:30:17.819
2 -	46.298	+ 1.551	13:26:23.581	8 -	46.753	+ 2.006	13:31:04.572
3 -	45.859	+ 1.112	13:27:09.440	9 -	44.747		13:31:49.319
4 -	45.312	+ 0.565	13:27:54.752	10 -	45.194	+ 0.447	13:32:34.513
5 -	48.529	+ 3.782	13:28:43.281	11 -	44.842	+ 0.095	13:33:19.355
6 -	45.430	+ 0.683	13:29:28.711	12 -	44.835	+ 0.088	13:34:04.190
47	Kevin HOWELL			D Caterham R500			
1 -	48.833	+ 4.179	13:25:39.416	5 -	46.055	+ 1.401	13:28:41.645
2 -	45.609	+ 0.955	13:26:25.025	6 -	44.701	+ 0.047	13:29:26.346
3 -	45.393	+ 0.739	13:27:10.418	7 -	44.654		13:30:11.000
4 -	45.172	+ 0.518	13:27:55.590				
50	Nick COLE			D Caterham Roadsport			
1 -	53.935	+ 9.292	13:25:49.086	8 -	45.154	+ 0.511	13:31:10.505
2 -	48.729	+ 4.086	13:26:37.815	9 -	44.643		13:31:55.148
3 -	45.399	+ 0.756	13:27:23.214	10 -	45.172	+ 0.529	13:32:40.320
4 -	45.074	+ 0.431	13:28:08.288	11 -	44.761	+ 0.118	13:33:25.081
5 -	45.234	+ 0.591	13:28:53.522	12 -	44.806	+ 0.163	13:34:09.887
6 -	46.335	+ 1.692	13:29:39.857	13 -	45.164	+ 0.521	13:34:55.051
7 -	45.494	+ 0.851	13:30:25.351				
58	Charles HARVEY-KELLY			B Radical SR4			
1 -	46.520	+ 5.221	13:25:33.567	5 -	42.864	+ 1.565	13:28:22.266
2 -	42.889	+ 1.590	13:26:16.456	6 -	41.638	+ 0.339	13:29:03.904
3 -	41.647	+ 0.348	13:26:58.103	7 -	41.665	+ 0.366	13:29:45.569

Lydden
Circuit Length = 1.0000 miles
Start: 13:24 End: 13:35


Weather / Track : Bright / Dry

South East Sports & Saloon Car Challenge
Qualifying Race 6 - LAP ANALYSIS

4 -	41.299		13:27:39.402			
-----	--------	--	--------------	--	--	--

South East Sports & Saloon Car Challenge

Race 6 - GRID

ROW 5	44.998 34 Nigel BENT		
ROW 4		44.654 47 Kevin HOWELL	44.747 38 Mark BISHOP
ROW 3	44.101 9 Bruce WILSON		44.643 50 Nick COLE
ROW 2		42.840 1 Julian SAGE	43.617 31 Paul GIBB
ROW 1	40.596 20 Mark BURTON		41.299 58 Charles HARVEY-KELLY
Pole			
			

Lydden
Circuit Length = 1.0000 miles

These results are provisional until the conclusion of any judicial and technical matters.

Clerk of Course :

Timekeeper :

South East Sports & Saloon Car Challenge

Race 6 - CLASSIFICATION

POS	NO	CL	NAME	ENTRY	LAPS	TIME	GAP	DIFF	MPH	BEST	ON
1	20	A	Mark BURTON	Jade Trackstar	12	8:13.443			87.54	39.869	8
2	58	B	Charles HARVEY-KELLY	Radical SR4	12	8:33.818	20.375	20.375	84.07	41.611	2
3	34	D	Nigel BENT	Caterham CSR 260	12	8:46.053	32.610	12.235	82.11	42.489	10
4	1	D	Julian SAGE	Caterham 7	12	8:46.269	32.826	0.216	82.08	43.227	3
5	31	D	Paul GIBB	Caterham HPC	12	8:55.302	41.859	9.033	80.69	43.768	8
6	47	D	Kevin HOWELL	Caterham R500	12	8:57.499	44.056	2.197	80.36	43.858	2
7	9	D	Bruce WILSON	Caterham CSR Superlight	11	8:21.986	1 lap	1 lap	78.88	44.619	6
8	50	D	Nick COLE	Caterham Roadsport	11	8:22.242	1 lap	0.256	78.84	44.315	2
9	38	D	Mark BISHOP	Caterham 7	11	8:22.775	1 lap	0.533	78.76	44.600	5

FASTEST LAP

20	A	Mark BURTON	Jade Trackstar	8	39.869	90.29 mph	145.31 kph
58	B	Charles HARVEY-KELLY	Radical SR4	2	41.611	86.51 mph	139.22 kph
34	D	Nigel BENT	Caterham CSR 260	10	42.489	84.72 mph	136.35 kph

Weather / Track : Sunny / Dry

These results are provisional until the conclusion of any judicial and technical matters.

Lydden
Circuit Length = 1.0000 miles
Start: 16:00 End: 16:09

Clerk of Course :

Timekeeper :

South East Sports & Saloon Car Challenge

Race 6 - LAP CHART

Lap 1			Lap 2			Lap 3			Lap 4			Lap 5		
No	Behind	Laptime	No	Behind	Laptime	No	Behind	Laptime	No	Behind	Laptime	No	Behind	Laptime
20		45.256	20		40.277	20		40.087	20		40.242	20		40.320
58	1.371	46.627	58	2.705	41.611	58	4.651	42.033	58	6.936	42.527	58	8.580	41.964
1	2.738	47.994	1	5.703	43.242	1	8.843	43.227	1	12.176	43.575	1	15.163	43.307
31	3.655	48.911	31	7.272	43.894	31	11.548	44.363	31	15.644	44.338	34	20.424	44.146
47	4.147	49.403	47	7.728	43.858	47	11.862	44.221	47	16.094	44.474	31	20.607	45.283
9	5.376	50.632	9	10.232	45.133	34	13.964	43.707	34	16.598	42.876	47	21.142	45.368
34	6.040	51.296	34	10.344	44.581	9	15.409	45.264	9	20.126	44.959	9	24.641	44.835
50	6.707	51.963	50	10.745	44.315	50	15.898	45.240	50	20.996	45.340	50	25.802	45.126
38	7.964	53.220	38	12.860	45.173	38	17.419	44.646	38	21.911	44.734	38	26.191	44.600

South East Sports & Saloon Car Challenge

Race 6 - LAP CHART

Lap 6			Lap 7			Lap 8			Lap 9			Lap 10		
No	Behind	Laptime	No	Behind	Laptime	No	Behind	Laptime	No	Behind	Laptime	No	Behind	Laptime
20		40.292	20		40.581	20		39.869	20		40.886	20		42.909
58	10.775	42.487	58	12.407	42.213	58	15.505	42.967	58	17.349	42.730	9	1 LAP	45.973
1	18.469	43.598	1	21.599	43.711	1	25.029	43.299	1	27.575	43.432	50	1 LAP	45.466
34	22.868	42.736	34	24.891	42.604	34	27.699	42.677	34	29.443	42.630	38	1 LAP	45.656
31	24.291	43.976	31	27.700	43.990	31	31.599	43.768	31	35.066	44.353	58	16.900	42.460
47	24.795	43.945	47	28.453	44.239	47	32.595	44.011	47	35.707	43.998	1	27.951	43.285
9	28.968	44.619	9	33.391	45.004	9	38.534	45.012				34	29.023	42.489
50	30.298	44.788	50	34.501	44.784	50	39.532	44.900				31	36.610	44.453
38	30.779	44.880	38	35.000	44.802	38	39.939	44.808				47	37.189	44.391

South East Sports & Saloon Car Challenge

Race 6 - LAP CHART

Lap 11			Lap 12		
No	Behind	Laptime	No	Behind	Laptime
20		41.458	20		41.266
9	1 LAP	45.433	9	1 LAP	45.122
50	1 LAP	45.221	50	1 LAP	45.099
38	1 LAP	45.047	38	1 LAP	45.209
58	18.604	43.162	58	20.375	43.037
1	30.075	43.582	34	32.610	43.595
34	30.281	42.716	1	32.826	44.017
31	39.218	44.066	31	41.859	43.907
47	39.782	44.051	47	44.056	45.540

SEMSEC Open Single Seater Championship Race A

Qualifying Race 3 - CLASSIFICATION

POS	NO	CL	NAME	ENTRY	TIME	ON	LAPS	GAP	DIFF	MPH
DNF	18	A	John LORD	Jedi Mk6	40.865	4	13			88.09
DNF	36	D	Christopher SPENCER	Reynard Formula Vauxhall Lotus	43.646	13	13	2.781	2.781	82.47
DNF	13	D	Christopher CHANDLER	Tatuus 97 F Renault	43.851	11	11	2.986	0.205	82.09
DNF	29	D	Lou WATTS	Reynard Vauxhall Lotus	43.947	10	13	3.082	0.096	81.91
DNF	24	C	Matt HAYES	Jamun M97Z	43.991	10	12	3.126	0.044	81.83
DNF	11	D	Chris SCOTT	Alpa Formula Renault	46.108	9	9	5.243	2.117	78.07
DNF	52	C	Dave CONNOR	Van Diemen FF2000	46.247	9	13	5.382	0.139	77.84
DNF	19	B	Innes HICKMAN	Van Diemen RF89	46.531	10	13	5.666	0.284	77.36
DNF	51	B	Colin JOHNSON	Reynard RF89	46.540	8	12	5.675	0.009	77.35
DNF	4	E	Phil SLATE	Reynard 883	48.780	4	4	7.915	2.240	73.79
DNF	78	B	Gaz OJJEH	Jamun T2	49.103	11	11	8.238	0.323	73.31

Weather / Track : Bright / Dry

These results are provisional until the conclusion of any judicial and technical matters.

Lydden
Circuit Length = 1.0000 miles
Start: 13:36 End: 13:47

Clerk of Course :		Timekeeper :
-------------------	--	--------------

SEMSEC Open Single Seater Championship Race A

Qualifying Race 3 - LAP ANALYSIS

4	Phil SLATE		E Reynard 883				
1 -	53.827	+ 5.047	13:37:37.912	3 -	50.785	+ 2.005	13:39:19.686
2 -	50.989	+ 2.209	13:38:28.901	4 -	48.780		13:40:08.466
11	Chris SCOTT		D Alpa Formula Renault				
1 -	56.756	+ 10.648	13:37:27.589	6 -	47.550	+ 1.442	13:41:38.947
2 -	54.578	+ 8.470	13:38:22.167	7 -	47.188	+ 1.080	13:42:26.135
3 -	51.104	+ 4.996	13:39:13.271	8 -	46.798	+ 0.690	13:43:12.933
4 -	50.565	+ 4.457	13:40:03.836	9 -	46.108		13:43:59.041
5 -	47.561	+ 1.453	13:40:51.397				
13	Christopher CHANDLER		D Tatuus 97 F Renault				
1 -	48.614	+ 4.763	13:37:11.210	7 -	44.136	+ 0.285	13:41:41.452
2 -	46.336	+ 2.485	13:37:57.546	8 -	44.937	+ 1.086	13:42:26.389
3 -	44.740	+ 0.889	13:38:42.286	9 -	44.814	+ 0.963	13:43:11.203
4 -	44.815	+ 0.964	13:39:27.101	10 -	44.066	+ 0.215	13:43:55.269
5 -	44.419	+ 0.568	13:40:11.520	11 -	43.851		13:44:39.120
6 -	45.796	+ 1.945	13:40:57.316				
18	John LORD		A Jedi Mk6				
1 -	49.423	+ 8.558	13:37:32.156	8 -	41.295	+ 0.430	13:42:29.090
2 -	45.573	+ 4.708	13:38:17.729	9 -	41.560	+ 0.695	13:43:10.650
3 -	41.706	+ 0.841	13:38:59.435	10 -	41.745	+ 0.880	13:43:52.395
4 -	40.865		13:39:40.300	11 -	42.120	+ 1.255	13:44:34.515
5 -	41.681	+ 0.816	13:40:21.981	12 -	42.844	+ 1.979	13:45:17.359
6 -	44.282	+ 3.417	13:41:06.263	13 -	42.583	+ 1.718	13:45:59.942
7 -	41.532	+ 0.667	13:41:47.795				
19	Innes HICKMAN		B Van Diemen RF89				
1 -	51.030	+ 4.499	13:37:14.909	8 -	47.227	+ 0.696	13:42:48.778
2 -	48.961	+ 2.430	13:38:03.870	9 -	46.839	+ 0.308	13:43:35.617
3 -	49.326	+ 2.795	13:38:53.196	10 -	46.531		13:44:22.148
4 -	46.783	+ 0.252	13:39:39.979	11 -	46.739	+ 0.208	13:45:08.887
5 -	47.149	+ 0.618	13:40:27.128	12 -	46.981	+ 0.450	13:45:55.868
6 -	47.182	+ 0.651	13:41:14.310	13 -	48.770	+ 2.239	13:46:44.638
7 -	47.241	+ 0.710	13:42:01.551				
24	Matt HAYES		C Jamun M97Z				
1 -	48.842	+ 4.851	13:37:33.243	7 -	44.518	+ 0.527	13:42:00.409
2 -	45.684	+ 1.693	13:38:18.927	8 -	44.901	+ 0.910	13:42:45.310
3 -	44.485	+ 0.494	13:39:03.412	9 -	44.252	+ 0.261	13:43:29.562
4 -	44.191	+ 0.200	13:39:47.603	10 -	43.991		13:44:13.553
5 -	44.157	+ 0.166	13:40:31.760	11 -	44.639	+ 0.648	13:44:58.192
6 -	44.131	+ 0.140	13:41:15.891	12 -	44.934	+ 0.943	13:45:43.126
29	Lou WATTS		D Reynard Vauxhall Lotus				
1 -	53.181	+ 9.234	13:37:19.727	8 -	43.987	+ 0.040	13:42:37.352
2 -	47.324	+ 3.377	13:38:07.051	9 -	44.120	+ 0.173	13:43:21.472
3 -	45.153	+ 1.206	13:38:52.204	10 -	43.947		13:44:05.419
4 -	45.558	+ 1.611	13:39:37.762	11 -	45.534	+ 1.587	13:44:50.953
5 -	45.015	+ 1.068	13:40:22.777	12 -	44.557	+ 0.610	13:45:35.510
6 -	45.980	+ 2.033	13:41:08.757	13 -	44.248	+ 0.301	13:46:19.758
7 -	44.608	+ 0.661	13:41:53.365				
36	Christopher SPENCER		D Reynard Formula Vauxhall Lotus				
1 -	52.227	+ 8.581	13:37:20.463	8 -	43.705	+ 0.059	13:42:36.215
2 -	45.824	+ 2.178	13:38:06.287	9 -	43.807	+ 0.161	13:43:20.022
3 -	44.763	+ 1.117	13:38:51.050	10 -	43.992	+ 0.346	13:44:04.014
4 -	44.659	+ 1.013	13:39:35.709	11 -	49.080	+ 5.434	13:44:53.094
5 -	44.184	+ 0.538	13:40:19.893	12 -	44.142	+ 0.496	13:45:37.236
6 -	48.380	+ 4.734	13:41:08.273	13 -	43.646		13:46:20.882
7 -	44.237	+ 0.591	13:41:52.510				

Lydden
Circuit Length = 1.0000 miles
Start: 13:36 End: 13:47

Weather / Track : Bright / Dry


SEMSEC Open Single Seater Championship Race A

Qualifying Race 3 - LAP ANALYSIS

51	Colin JOHNSON		B Reynard RF89				
1 -	57.710	+ 11.170	13:37:30.686	7 -	51.018	+ 4.478	13:42:31.978
2 -	52.372	+ 5.832	13:38:23.058	8 -	46.540		13:43:18.518
3 -	51.448	+ 4.908	13:39:14.506	9 -	51.264	+ 4.724	13:44:09.782
4 -	52.092	+ 5.552	13:40:06.598	10 -	47.300	+ 0.760	13:44:57.082
5 -	47.371	+ 0.831	13:40:53.969	11 -	48.173	+ 1.633	13:45:45.255
6 -	46.991	+ 0.451	13:41:40.960	12 -	46.856	+ 0.316	13:46:32.111
52	Dave CONNOR		C Van Diemen FF2000				
1 -	52.637	+ 6.390	13:37:12.474	8 -	47.205	+ 0.958	13:42:46.280
2 -	49.164	+ 2.917	13:38:01.638	9 -	46.247		13:43:32.527
3 -	47.673	+ 1.426	13:38:49.311	10 -	46.673	+ 0.426	13:44:19.200
4 -	47.285	+ 1.038	13:39:36.596	11 -	47.415	+ 1.168	13:45:06.615
5 -	47.585	+ 1.338	13:40:24.181	12 -	46.689	+ 0.442	13:45:53.304
6 -	47.612	+ 1.365	13:41:11.793	13 -	47.214	+ 0.967	13:46:40.518
7 -	47.282	+ 1.035	13:41:59.075				
78	Gaz OJJEH		B Jamun T2				
1 -	57.122	+ 8.019	13:37:36.503	7 -	51.489	+ 2.386	13:42:49.540
2 -	53.591	+ 4.488	13:38:30.094	8 -	49.459	+ 0.356	13:43:38.999
3 -	51.699	+ 2.596	13:39:21.793	9 -	49.478	+ 0.375	13:44:28.477
4 -	51.063	+ 1.960	13:40:12.856	10 -	51.259	+ 2.156	13:45:19.736
5 -	52.140	+ 3.037	13:41:04.996	11 -	49.103		13:46:08.839
6 -	53.055	+ 3.952	13:41:58.051				

SEMSEC Open Single Seater Championship Race A

Race 3 - GRID

ROW 6		49.103 78 Gaz OJJEH	
ROW 5	46.540 51 Colin JOHNSON		48.780 4 Phil SLATE
ROW 4		46.247 52 Dave CONNOR	46.531 19 Innes HICKMAN
ROW 3	43.991 24 Matt HAYES		46.108 11 Chris SCOTT
ROW 2		43.851 13 Christopher CHANDLER	43.947 29 Lou WATTS
ROW 1	40.865 18 John LORD		43.646 36 Christopher SPENCER
Pole			
			

Lydden
Circuit Length = 1.0000 miles

These results are provisional until the conclusion of any judicial and technical matters.

Clerk of Course :		Timekeeper :
-------------------	--	--------------

SEMSEC Open Single Seater Championship Race A

Race 3 - CLASSIFICATION

POS	NO	CL	NAME	ENTRY	LAPS	TIME	GAP	DIFF	MPH	BEST	ON
1	36	D	Christopher SPENCER	Reynard Formula Vauxhall Lotus	15	11:06.985			80.95	43.160	13
2	29	D	Lou WATTS	Reynard Vauxhall Lotus	15	11:07.402	0.417	0.417	80.90	43.164	13
3	11	D	Chris SCOTT	Alpa Formula Renault	15	11:34.025	27.040	26.623	77.80	44.344	8
4	19	B	Innes HICKMAN	Van Diemen RF89	15	11:40.406	33.421	6.381	77.09	45.566	13
5	51	B	Colin JOHNSON	Reynard RF89	15	11:41.289	34.304	0.883	76.99	45.744	14
6	52	C	Dave CONNOR	Van Diemen FF2000	15	11:42.191	35.206	0.902	76.90	45.923	7
7	78	B	Gaz OJJEH	Jamun T2	14	11:35.156	1 lap	1 lap	72.49	47.998	10
8	4	E	Phil SLATE	Reynard 883	14	11:39.357	1 lap	4.201	72.06	47.948	10

NOT CLASSIFIED

<i>DNF</i>	13	D	Christopher CHANDLER	Tatuus 97 F Renault	0						
<i>DNF</i>	24	C	Matt HAYES	Jamun M97Z	0						

FASTEST LAP

36	D	Christopher SPENCER	Reynard Formula Vauxhall Lotus	13	43.160	83.40 mph	134.23 kph
19	B	Innes HICKMAN	Van Diemen RF89	13	45.566	79.00 mph	127.14 kph
52	C	Dave CONNOR	Van Diemen FF2000	7	45.923	78.38 mph	126.15 kph
4	E	Phil SLATE	Reynard 883	10	47.948	75.07 mph	120.82 kph

Weather / Track : Bright / Dry

These results are provisional until the conclusion of any judicial and technical matters.

Lydden
Circuit Length = 1.0000 miles
Start: 15:01 End: 15:13

Clerk of Course :

Timekeeper :

SEMSEC Open Single Seater Championship Race A
Race 3 - LAP CHART

Lap 1			Lap 2			Lap 3			Lap 4			Lap 5		
No	Behind	Laptime	No	Behind	Laptime	No	Behind	Laptime	No	Behind	Laptime	No	Behind	Laptime
29		50.970	29		44.044	36		44.083	36		44.474	36		44.152
36	0.620	51.590	36	0.278	43.702	29	0.350	44.711	29	0.727	44.851	29	0.528	43.953
19	1.448	52.418	19	3.842	46.438	19	5.913	46.432	19	7.796	46.357	11	9.874	45.313
52	2.159	53.129	52	5.034	46.919	11	7.366	46.626	11	8.713	45.821	19	10.116	46.472
11	2.365	53.335	11	5.101	46.780	52	7.873	47.200	52	10.000	46.601	52	12.258	46.410
51	3.044	54.014	51	5.901	46.901	51	8.548	47.008	51	10.554	46.480	51	12.686	46.284
78	6.458	57.428	78	12.224	49.810	78	17.843	49.980	78	22.812	49.443	78	27.406	48.746
4	7.854	58.824	4	14.664	50.854	4	19.311	49.008	4	24.023	49.186	4	28.512	48.641

SEMSEC Open Single Seater Championship Race A
Race 3 - LAP CHART


Lap 6			Lap 7			Lap 8			Lap 9			Lap 10		
No	Behind	Laptime	No	Behind	Laptime	No	Behind	Laptime	No	Behind	Laptime	No	Behind	Laptime
36		44.367	36		43.659	36		43.838	36		43.608	36		44.338
29	0.447	44.286	29	0.520	43.732	29	0.431	43.749	29	0.434	43.611	29	0.832	44.736
11	10.653	45.146	11	11.998	45.004	11	12.504	44.344	11	13.308	44.412	78	1 LAP	50.139
19	12.420	46.671	19	15.279	46.518	19	17.760	46.319	19	20.428	46.276	4	1 LAP	50.178
52	13.889	45.998	52	16.153	45.923	52	18.530	46.215	52	20.880	45.958	11	13.370	44.400
51	14.500	46.181	51	16.767	45.926	51	18.945	46.016	51	21.592	46.255	19	22.382	46.292
78	31.641	48.602	78	36.831	48.849	78	42.136	49.143				52	22.754	46.212
4	33.119	48.974	4	39.027	49.567	4	43.509	48.320				51	23.395	46.141

SEMSEC Open Single Seater Championship Race A
Race 3 - LAP CHART

Lap 11			Lap 12			Lap 13			Lap 14			Lap 15		
No	Behind	Laptime	No	Behind	Laptime	No	Behind	Laptime	No	Behind	Laptime	No	Behind	Laptime
36		43.692	36		44.995	36		43.160	36		43.355	36		43.972
29	0.346	43.206	29	0.389	45.038	29	0.393	43.164	29	0.694	43.656	29	0.417	43.695
78	1 LAP	47.998	78	1 LAP	48.288	78	1 LAP	48.425	78	1 LAP	49.142	11	27.040	47.663
4	1 LAP	47.948	4	1 LAP	48.925	4	1 LAP	48.605	11	23.349	46.049	78	1 LAP	49.163
11	15.123	45.445	11	17.550	47.422	11	20.655	46.265	4	1 LAP	51.005	4	1 LAP	49.322
19	24.680	45.990	19	25.770	46.085	19	28.176	45.566	19	30.844	46.023	19	33.421	46.549
52	25.194	46.132	52	26.157	45.958	52	28.962	45.965	51	31.943	45.744	51	34.304	46.333
51	25.998	46.295	51	26.928	45.925	51	29.554	45.786	52	32.258	46.651	52	35.206	46.920

SEMSEC Open Single Seater Championship Race B

Race 7 - GRID

ROW 5	13 Christopher CHANDLER	24 Matt HAYES
ROW 4	78 Gaz OJJEH	4 Phil SLATE
ROW 3	51 Colin JOHNSON	52 Dave CONNOR
ROW 2	11 Chris SCOTT	19 Innes HICKMAN
ROW 1	36 Christopher SPENCER	29 Lou WATTS
Pole		
		

Lydden
Circuit Length = 1.0000 miles

These results are provisional until the conclusion of any judicial and technical matters.

Clerk of Course :

Timekeeper :

SEMSEC Open Single Seater Championship Race B

Race 7 - CLASSIFICATION

POS	NO	CL	NAME	ENTRY	LAPS	TIME	GAP	DIFF	MPH	BEST	ON
1	29	D	Lou WATTS	Reynard Vauxhall Lotus	15	11:03.412			81.39	43.272	8
2	11	D	Chris SCOTT	Alpa Formula Renault	15	11:09.010	5.598	5.598	80.71	43.656	7
3	24	C	Matt HAYES	Jamun M97Z	15	11:12.357	8.945	3.347	80.31	43.823	7
4	36	D	Christopher SPENCER	Reynard Formula Vauxhall Lotus	15	11:28.440	25.028	16.083	78.43	43.022	8
5	19	B	Innes HICKMAN	Van Diemen RF89	15	11:38.340	34.928	9.900	77.32	45.895	3
6	52	C	Dave CONNOR	Van Diemen FF2000	15	11:43.183	39.771	4.843	76.79	46.103	7
7	4	E	Phil SLATE	Reynard 883	14	11:04.713	1 lap	1 lap	75.82	45.365	8
8	51	B	Colin JOHNSON	Reynard RF89	14	11:10.600	1 lap	5.887	75.15	45.632	14
9	78	B	Gaz OJJEH	Jamun T2	14	11:33.278	1 lap	22.678	72.69	47.943	6

FASTEST LAP

36	D	Christopher SPENCER	Reynard Formula Vauxhall Lotus	8	43.022	83.67 mph	134.66 kph
24	C	Matt HAYES	Jamun M97Z	7	43.823	82.14 mph	132.20 kph
4	E	Phil SLATE	Reynard 883	8	45.365	79.35 mph	127.70 kph
51	B	Colin JOHNSON	Reynard RF89	14	45.632	78.88 mph	126.96 kph

Weather / Track : Sunny / Dry

These results are provisional until the conclusion of any judicial and technical matters.

Lydden
Circuit Length = 1.0000 miles
Start: 16:15 End: 16:27

Clerk of Course :

Timekeeper :

SEMSEC Open Single Seater Championship Race B
Race 7 - LAP CHART

Lap 1			Lap 2			Lap 3			Lap 4			Lap 5		
No	Behind	Laptime	No	Behind	Laptime	No	Behind	Laptime	No	Behind	Laptime	No	Behind	Laptime
29		49.355	29		44.172	29		44.085	29		43.885	29		43.798
11	0.393	49.748	11	0.587	44.366	11	0.362	43.860	11	0.506	44.029	11	0.826	44.118
19	1.357	50.712	19	3.181	45.996	24	3.770	44.504	24	4.231	44.346	24	4.399	43.966
24	2.627	51.982	24	3.351	44.896	19	4.991	45.895	19	7.108	46.002	19	10.193	46.883
52	3.034	52.389	52	5.276	46.414	52	7.617	46.426	36	10.441	45.331	36	10.379	43.736
51	3.846	53.201	51	6.281	46.607	36	8.995	46.585	52	10.698	46.966	52	13.072	46.172
4	5.184	54.539	36	6.495	45.075	51	9.531	47.335	51	11.585	45.939	51	13.704	45.917
36	5.592	54.947	4	9.121	48.109	4	13.537	48.501	4	17.394	47.742	4	20.237	46.641
78	7.422	56.777	78	11.841	48.591	78	16.503	48.747	78	20.874	48.256	78	25.731	48.655

SEMSEC Open Single Seater Championship Race B
Race 7 - LAP CHART

Lap 6			Lap 7			Lap 8			Lap 9			Lap 10		
No	Behind	Laptime	No	Behind	Laptime	No	Behind	Laptime	No	Behind	Laptime	No	Behind	Laptime
29		44.216	29		43.434	29		43.272	29		43.287	29		44.466
11	0.586	43.976	11	0.808	43.656	11	1.380	43.844	11	1.836	43.743	11	2.023	44.653
24	4.152	43.969	24	4.541	43.823	24	5.188	43.919	24	5.913	44.012	78	1 LAP	50.865
36	11.608	45.445	36	11.305	43.131	36	11.055	43.022	36	11.037	43.269	24	5.925	44.478
19	12.680	46.703	19	15.341	46.095	19	18.077	46.008	19	20.788	45.998	36	9.953	43.382
52	15.024	46.168	52	17.693	46.103	52	20.944	46.523	52	24.956	47.299	19	22.445	46.123
51	15.630	46.142	51	18.532	46.336	51	21.339	46.079	4	31.986	47.755	52	26.745	46.255
4	22.450	46.429	4	25.425	46.409	4	27.518	45.365	51	40.260	1:02.208	4	33.002	45.482
78	29.458	47.943	78	34.717	48.693	78	39.904	48.459				51	41.768	45.974

SEMSEC Open Single Seater Championship Race B
Race 7 - LAP CHART

Lap 11			Lap 12			Lap 13			Lap 14			Lap 15		
No	Behind	Laptime	No	Behind	Laptime	No	Behind	Laptime	No	Behind	Laptime	No	Behind	Laptime
29		43.943	29		43.371	29		44.016	29		43.968	29		44.144
11	2.491	44.411	51	1 LAP	46.673	51	1 LAP	45.758	11	4.361	45.101	4	1 LAP	47.450
24	6.730	44.748	11	3.110	43.990	11	3.228	44.134	51	1 LAP	46.799	11	5.598	45.381
78	1 LAP	48.905	24	7.851	44.492	24	8.167	44.332	24	8.789	44.590	51	1 LAP	45.632
36	20.329	54.319	78	1 LAP	48.338	78	1 LAP	48.187	36	21.533	44.496	24	8.945	44.300
19	24.991	46.489	36	20.667	43.709	36	21.005	44.354	78	1 LAP	49.368	36	25.028	47.639
52	29.496	46.694	19	27.753	46.133	19	30.060	46.323	19	32.627	46.535	78	1 LAP	51.494
4	35.237	46.178	52	32.612	46.487	52	35.050	46.454	52	37.653	46.571	19	34.928	46.445
			4	38.781	46.915	4	41.963	47.198				52	39.771	46.262

John Taylor Saloon & Sports Handicap Race

Qualifying Race 8 - CLASSIFICATION

POS	NO	CL	NAME	ENTRY	TIME	ON	LAPS	GAP	DIFF	MPH
1	47	-	Kevin HOWELL	Caterham R500	43.811	5	5			82.16
2	34	-	Nigel BENT	Caterham CSR 260	44.383	3	5	0.572	0.572	81.10
3	50	-	Nick COLE	Caterham Roadsport	44.793	7	8	0.982	0.410	80.36
4	72	-	Scott MAKIN	Sylva Riot	45.386	9	13	1.575	0.593	79.31
5	32	-	Steve GARNER	Westfield Megabusa	45.631	6	6	1.820	0.245	78.89
6	99	-	Bob STOCKLEY	Renault Clio Cup	49.147	3	3	5.336	3.516	73.24
7	2	-	Matthew SMITH	Citroen BX 16 Valve	50.914	5	12	7.103	1.767	70.70

Weather / Track : Bright / Dry

These results are provisional until the conclusion of any judicial and technical matters.

Lydden
 Circuit Length = 1.0000 miles
 Start: 14:07 End: 14:18

Clerk of Course :		Timekeeper :
-------------------	--	--------------

John Taylor Saloon & Sports Handicap Race

Qualifying Race 8 - LAP ANALYSIS

2	Matthew SMITH - Citroen BX 16 Valve						
1 -	56.028	+ 5.114	14:09:04.381	7 -	51.771	+ 0.857	14:14:17.697
2 -	53.741	+ 2.827	14:09:58.122	8 -	52.307	+ 1.393	14:15:10.004
3 -	52.235	+ 1.321	14:10:50.357	9 -	51.014	+ 0.100	14:16:01.018
4 -	53.205	+ 2.291	14:11:43.562	10 -	51.461	+ 0.547	14:16:52.479
5 -	50.914		14:12:34.476	11 -	51.530	+ 0.616	14:17:44.009
6 -	51.450	+ 0.536	14:13:25.926	12 -	52.988	+ 2.074	14:18:36.997
32	Steve GARNER - Westfield Megabusa						
1 -	53.459	+ 7.828	14:09:10.488	4 -	46.552	+ 0.921	14:11:31.588
2 -	47.898	+ 2.267	14:09:58.386	5 -	46.111	+ 0.480	14:12:17.699
3 -	46.650	+ 1.019	14:10:45.036	6 -	45.631		14:13:03.330
34	Nigel BENT - Caterham CSR 260						
1 -	53.274	+ 8.891	14:09:05.614	4 -	45.805	+ 1.422	14:11:22.598
2 -	46.796	+ 2.413	14:09:52.410	5 -	45.401	+ 1.018	14:12:07.999
3 -	44.383		14:10:36.793				
47	Kevin HOWELL - Caterham R500						
1 -	55.588	+ 11.777	14:09:20.141	4 -	45.626	+ 1.815	14:11:40.737
2 -	48.558	+ 4.747	14:10:08.699	5 -	43.811		14:12:24.548
3 -	46.412	+ 2.601	14:10:55.111				
50	Nick COLE - Caterham Roadsport						
1 -	54.936	+ 10.143	14:09:20.386	5 -	44.939	+ 0.146	14:12:26.238
2 -	48.943	+ 4.150	14:10:09.329	6 -	45.383	+ 0.590	14:13:11.621
3 -	45.265	+ 0.472	14:10:54.594	7 -	44.793		14:13:56.414
4 -	46.705	+ 1.912	14:11:41.299	8 -	45.080	+ 0.287	14:14:41.494
72	Scott MAKIN - Sylva Riot						
1 -	52.748	+ 7.362	14:09:13.195	8 -	46.108	+ 0.722	14:14:38.921
2 -	47.234	+ 1.848	14:10:00.429	9 -	45.386		14:15:24.307
3 -	46.086	+ 0.700	14:10:46.515	10 -	45.850	+ 0.464	14:16:10.157
4 -	46.565	+ 1.179	14:11:33.080	11 -	46.415	+ 1.029	14:16:56.572
5 -	46.529	+ 1.143	14:12:19.609	12 -	46.917	+ 1.531	14:17:43.489
6 -	45.935	+ 0.549	14:13:05.544	13 -	48.644	+ 3.258	14:18:32.133
7 -	47.269	+ 1.883	14:13:52.813				
99	Bob STOCKLEY - Renault Clio Cup						
1 -	54.412	+ 5.265	14:09:05.167	3 -	49.147		14:10:44.453
2 -	50.139	+ 0.992	14:09:55.306				

John Taylor Saloon & Sports Handicap Race

Race 8 - CLASSIFICATION

POS	NO	CL	NAME	ENTRY	LAPS	TIME	GAP	DIFF	MPH	BEST	ON
1	34	-	Nigel BENT	Caterham CSR 260	12	9:16.074			77.68	42.890	2
2	50	-	Nick COLE	Caterham Roadsport	12	9:33.277	17.203	17.203	75.35	44.551	6
3	47	-	Kevin HOWELL	Caterham R500	12	9:34.918	18.844	1.641	75.13	43.656	10
4	2	-	Matthew SMITH	Citroen BX 16 Valve	12	9:35.624	19.550	0.706	75.04	51.262	11
5	72	-	Scott MAKIN	Sylva Riot	12	9:36.390	20.316	0.766	74.94	45.381	5
6	32	-	Steve GARNER	Westfield Megabusa	11	9:42.857	1 lap	1 lap	67.93	44.257	4
FASTEST LAP											
	34	-	Nigel BENT	Caterham CSR 260	2	42.890			83.93 mph	135.07 kph	

Weather / Track : Sunny / Dry
 These results are provisional until the conclusion of any judicial and technical matters.

Lydden
 Circuit Length = 1.0000 miles
 Start: 16:35 End: 16:45

Clerk of Course :		Timekeeper :
-------------------	--	--------------