



# **SEMSEC**

## **Championship Race Meeting Lydden Hill Circuit**

**4th July 2009**

**Results Provided by Timing Solutions Ltd**  
[www.tsl-timing.com](http://www.tsl-timing.com)

## QUALIFYING RACE 1 & 8 - CLASSIFICATION

POS	NO	CL	NAME	ENTRY	TIME	ON	LAPS	GAP	DIFF	MPH
1	72		<b>Scott MAKIN</b>	Sylva Riot	<b>45.789</b>	11	13			78.61
2	26	2	<b>Bill RICHARDS</b>	Rover Mini Clubman	<b>45.950</b>	8	13	<b>0.161</b>	0.161	78.34
3	45		<b>Andy BOURN</b>	Caterham Roadsport	<b>46.302</b>	6	12	<b>0.513</b>	0.352	77.74
4	37		<b>Graham EWINGS</b>	Caterham Roadsport	<b>46.348</b>	3	7	<b>0.559</b>	0.046	77.67
5	49	4	<b>Steve WATERMAN</b>	Toyota Starlet	<b>47.021</b>	12	13	<b>1.232</b>	0.673	76.55
6	5	4	<b>Gareth SMITH</b>	VW Corrado	<b>47.216</b>	7	10	<b>1.427</b>	0.195	76.24
7	11	3	<b>Steve WEATHERLEY</b>	Ford Sierra Sapphire	<b>47.554</b>	4	8	<b>1.765</b>	0.338	75.70
8	96	3	<b>Nigel CRAIG</b>	Ford Escort RS2000	<b>48.223</b>	5	12	<b>2.434</b>	0.669	74.65
9	70	3	<b>Tony SKELTON</b>	Renault Clio	<b>48.395</b>	8	8	<b>2.606</b>	0.172	74.38
10	13	2	<b>Mary GRINHAM</b>	Rover Mini	<b>48.602</b>	14	14	<b>2.813</b>	0.207	74.06
11	46	3	<b>Scott BROOKER</b>	Renault Clio Cup	<b>48.729</b>	7	11	<b>2.940</b>	0.127	73.87
12	16	4	<b>Keith WATERMAN</b>	Peugeot 206 X5 16v	<b>48.746</b>	7	8	<b>2.957</b>	0.017	73.85
13	22	1	<b>Tristram BARDEN</b>	Rover Mini	<b>49.929</b>	14	14	<b>4.140</b>	1.183	72.10
14	4	2	<b>Paul RICHARDSON</b>	Ginetta G20	<b>50.204</b>	8	11	<b>4.415</b>	0.275	71.70
15	29	2	<b>Joanne GORDON</b>	Ford Fiesta XR2	<b>50.517</b>	14	14	<b>4.728</b>	0.313	71.26
16	92	4	<b>John CHAPLIN</b>	MGB GT V8	<b>51.515</b>	11	13	<b>5.726</b>	0.998	69.88
17	24	3	<b>Simon LETTS</b>	BMW E30M3	<b>52.246</b>	13	13	<b>6.457</b>	0.731	68.90
18	10	2	<b>Barrie COPE</b>	Ford Fiesta XR2	<b>54.165</b>	5	5	<b>8.376</b>	1.919	66.46
19	41	2	<b>Kieron LEHANE</b>	Ford Fiesta	<b>54.541</b>	4	4	<b>8.752</b>	0.376	66.00
20	15	2	<b>Barry DREGHORN</b>	Alfa Romeo Alfasud Sprint	<b>55.591</b>	5	9	<b>9.802</b>	1.050	64.75
21	48	2	<b>Christopher GOULD</b>	Ginetta G12	<b>58.485</b>	9	12	<b>12.696</b>	2.894	61.55

Weather / Track : Sunny / Dry

These results are provisional until the conclusion of any judicial and technical matters.

Lydden Hill  
Circuit Length = 1.0000 miles  
Start: 13:13 End: 13:26

Clerk of Course :

Timekeeper :

## QUALIFYING RACE 1 & 8 - LAP ANALYSIS

<b>4</b>	<b>Paul RICHARDSON</b>			<b>2</b>	<b>Ginetta G20</b>		
1 -	53.896	+ 3.692	13:16:29.209	7 -	50.520	+ 0.316	13:21:38.616
2 -	52.295	+ 2.091	13:17:21.504	8 -	<b>50.204</b>		<b>13:22:28.820</b>
3 -	51.809	+ 1.605	13:18:13.313	9 -	50.383	+ 0.179	13:23:19.203
4 -	51.161	+ 0.957	13:19:04.474	10 -	50.567	+ 0.363	13:24:09.770
5 -	51.630	+ 1.426	13:19:56.104	11 -	50.657	+ 0.453	13:25:00.427
6 -	51.992	+ 1.788	13:20:48.096				
<b>5</b>	<b>Gareth SMITH</b>			<b>4</b>	<b>VW Corrado</b>		
1 -	1:01.074	+ 13.858	13:14:23.051	6 -	48.252	+ 1.036	13:18:28.961
2 -	50.743	+ 3.527	13:15:13.794	7 -	<b>47.216</b>		<b>13:19:16.177</b>
3 -	48.390	+ 1.174	13:16:02.184	8 -	47.357	+ 0.141	13:20:03.534
4 -	50.202	+ 2.986	13:16:52.386	9 -	48.588	+ 1.372	13:20:52.122
5 -	48.323	+ 1.107	13:17:40.709	10 -	47.809	+ 0.593	13:21:39.931
<b>10</b>	<b>Barrie COPE</b>			<b>2</b>	<b>Ford Fiesta XR2</b>		
1 -	59.432	+ 5.267	13:14:50.693	4 -	54.937	+ 0.772	13:17:38.345
2 -	56.704	+ 2.539	13:15:47.397	5 -	<b>54.165</b>		<b>13:18:32.510</b>
3 -	56.011	+ 1.846	13:16:43.408				
<b>11</b>	<b>Steve WEATHERLEY</b>			<b>3</b>	<b>Ford Sierra Sapphire</b>		
1 -	1:00.241	+ 12.687	13:14:21.631	5 -	47.792	+ 0.238	13:17:34.512
2 -	49.716	+ 2.162	13:15:11.347	6 -	47.603	+ 0.049	13:18:22.115
3 -	47.819	+ 0.265	13:15:59.166	7 -	48.171	+ 0.617	13:19:10.286
4 -	<b>47.554</b>		<b>13:16:46.720</b>	8 -	48.379	+ 0.825	13:19:58.665
<b>13</b>	<b>Mary GRINHAM</b>			<b>2</b>	<b>Rover Mini</b>		
1 -	1:01.523	+ 12.921	13:14:25.049	8 -	48.947	+ 0.345	13:20:17.048
2 -	53.236	+ 4.634	13:15:18.285	9 -	49.468	+ 0.866	13:21:06.516
3 -	50.535	+ 1.933	13:16:08.820	10 -	51.035	+ 2.433	13:21:57.551
4 -	51.020	+ 2.418	13:16:59.840	11 -	48.755	+ 0.153	13:22:46.306
5 -	48.821	+ 0.219	13:17:48.661	12 -	49.415	+ 0.813	13:23:35.721
6 -	49.331	+ 0.729	13:18:37.992	13 -	48.836	+ 0.234	13:24:24.557
7 -	50.109	+ 1.507	13:19:28.101	14 -	<b>48.602</b>		<b>13:25:13.159</b>
<b>15</b>	<b>Barry DREGHORN</b>			<b>2</b>	<b>Alfa Romeo Alfasud Sprint</b>		
1 -	1:09.899	+ 14.308	13:14:39.185	6 -	56.609	+ 1.018	13:19:27.989
2 -	1:00.760	+ 5.169	13:15:39.945	7 -	55.674	+ 0.083	13:20:23.663
3 -	57.189	+ 1.598	13:16:37.134	8 -	55.928	+ 0.337	13:21:19.591
4 -	58.655	+ 3.064	13:17:35.789	9 -	57.289	+ 1.698	13:22:16.880
5 -	<b>55.591</b>		<b>13:18:31.380</b>				
<b>16</b>	<b>Keith WATERMAN</b>			<b>4</b>	<b>Peugeot 206 X5 16v</b>		
1 -	1:02.189	+ 13.443	13:14:32.010	5 -	48.897	+ 0.151	13:17:51.012
2 -	52.148	+ 3.402	13:15:24.158	6 -	48.912	+ 0.166	13:18:39.924
3 -	49.065	+ 0.319	13:16:13.223	7 -	<b>48.746</b>		<b>13:19:28.670</b>
4 -	48.892	+ 0.146	13:17:02.115	8 -	49.211	+ 0.465	13:20:17.881
<b>22</b>	<b>Tristram BARDEN</b>			<b>1</b>	<b>Rover Mini</b>		
1 -	1:03.461	+ 13.532	13:14:26.453	8 -	50.198	+ 0.269	13:20:27.430
2 -	53.264	+ 3.335	13:15:19.717	9 -	52.945	+ 3.016	13:21:20.375
3 -	52.651	+ 2.722	13:16:12.368	10 -	53.374	+ 3.445	13:22:13.749
4 -	52.439	+ 2.510	13:17:04.807	11 -	55.007	+ 5.078	13:23:08.756
5 -	51.505	+ 1.576	13:17:56.312	12 -	53.274	+ 3.345	13:24:02.030
6 -	50.975	+ 1.046	13:18:47.287	13 -	51.649	+ 1.720	13:24:53.679
7 -	49.945	+ 0.016	13:19:37.232	14 -	<b>49.929</b>		<b>13:25:43.608</b>
<b>24</b>	<b>Simon LETTS</b>			<b>3</b>	<b>BMW E30M3</b>		
1 -	1:04.739	+ 12.493	13:14:30.101	8 -	53.928	+ 1.682	13:20:54.877
2 -	57.137	+ 4.891	13:15:27.238	9 -	53.487	+ 1.241	13:21:48.364
3 -	54.908	+ 2.662	13:16:22.146	10 -	54.189	+ 1.943	13:22:42.553
4 -	54.902	+ 2.656	13:17:17.048	11 -	52.292	+ 0.046	13:23:34.845
5 -	54.354	+ 2.108	13:18:11.402	12 -	1:02.939	+ 10.693	13:24:37.784

Lydden Hill  
Circuit Length = 1.0000 miles  
Start: 13:13 End: 13:26

Weather / Track : Sunny / Dry

## QUALIFYING RACE 1 & 8 - LAP ANALYSIS

6 -	55.775	+ 3.529	13:19:07.177	13 -	<b>52.246</b>		<b>13:25:30.030</b>
7 -	53.772	+ 1.526	13:20:00.949				
<b>26</b>	<b>Bill RICHARDS</b>		2		Rover Mini Clubman		
1 -	1:00.128	+ 14.178	13:14:19.606	8 -	<b>45.950</b>		<b>13:19:48.168</b>
2 -	47.758	+ 1.808	13:15:07.364	9 -	1:04.411	+ 18.461	13:20:52.579
3 -	46.413	+ 0.463	13:15:53.777	10 -	48.330	+ 2.380	13:21:40.909
4 -	46.088	+ 0.138	13:16:39.865	11 -	1:05.944	+ 19.994	13:22:46.853
5 -	49.638	+ 3.688	13:17:29.503	12 -	48.077	+ 2.127	13:23:34.930
6 -	46.274	+ 0.324	13:18:15.777	13 -	48.707	+ 2.757	13:24:23.637
7 -	46.441	+ 0.491	13:19:02.218				
<b>29</b>	<b>Joanne GORDON</b>		2		Ford Fiesta XR2		
1 -	1:06.188	+ 15.671	13:14:33.130	8 -	53.330	+ 2.813	13:20:48.759
2 -	56.881	+ 6.364	13:15:30.011	9 -	53.239	+ 2.722	13:21:41.998
3 -	55.366	+ 4.849	13:16:25.377	10 -	52.025	+ 1.508	13:22:34.023
4 -	52.701	+ 2.184	13:17:18.078	11 -	51.224	+ 0.707	13:23:25.247
5 -	51.734	+ 1.217	13:18:09.812	12 -	50.740	+ 0.223	13:24:15.987
6 -	52.185	+ 1.668	13:19:01.997	13 -	50.801	+ 0.284	13:25:06.788
7 -	53.432	+ 2.915	13:19:55.429	14 -	<b>50.517</b>		<b>13:25:57.305</b>
<b>37</b>	<b>Graham EWINGS</b>				Caterham Roadsport		
1 -	50.749	+ 4.401	13:15:35.203	5 -	46.684	+ 0.336	13:18:44.761
2 -	48.221	+ 1.873	13:16:23.424	6 -	48.050	+ 1.702	13:19:32.811
3 -	<b>46.348</b>		<b>13:17:09.772</b>	7 -	51.505	+ 5.157	13:20:24.316
4 -	48.305	+ 1.957	13:17:58.077				
<b>41</b>	<b>Kieron LEHANE</b>		2		Ford Fiesta		
1 -	1:10.881	+ 16.340	13:14:42.393	3 -	54.714	+ 0.173	13:16:33.844
2 -	56.737	+ 2.196	13:15:39.130	4 -	<b>54.541</b>		<b>13:17:28.385</b>
<b>45</b>	<b>Andy BOURN</b>				Caterham Roadsport		
1 -	51.108	+ 4.806	13:15:48.508	7 -	48.025	+ 1.723	13:20:32.886
2 -	48.559	+ 2.257	13:16:37.067	8 -	51.803	+ 5.501	13:21:24.689
3 -	46.570	+ 0.268	13:17:23.637	9 -	48.723	+ 2.421	13:22:13.412
4 -	48.007	+ 1.705	13:18:11.644	10 -	46.716	+ 0.414	13:23:00.128
5 -	46.915	+ 0.613	13:18:58.559	11 -	46.604	+ 0.302	13:23:46.732
6 -	<b>46.302</b>		<b>13:19:44.861</b>	12 -	46.931	+ 0.629	13:24:33.663
<b>46</b>	<b>Scott BROOKER</b>		3		Renault Clio Cup		
1 -	1:07.434	+ 18.705	13:14:39.656	7 -	<b>48.729</b>		<b>13:19:40.790</b>
2 -	51.080	+ 2.351	13:15:30.736	8 -	51.473	+ 2.744	13:20:32.263
3 -	52.525	+ 3.796	13:16:23.261	9 -	50.781	+ 2.052	13:21:23.044
4 -	50.429	+ 1.700	13:17:13.690	10 -	51.124	+ 2.395	13:22:14.168
5 -	48.883	+ 0.154	13:18:02.573	11 -	51.539	+ 2.810	13:23:05.707
6 -	49.488	+ 0.759	13:18:52.061				
<b>48</b>	<b>Christopher GOULD</b>		2		Ginetta G12		
1 -	1:06.766	+ 8.281	13:14:49.809	7 -	1:00.076	+ 1.591	13:21:02.435
2 -	1:06.266	+ 7.781	13:15:56.075	8 -	59.116	+ 0.631	13:22:01.551
3 -	1:02.418	+ 3.933	13:16:58.493	9 -	<b>58.485</b>		<b>13:23:00.036</b>
4 -	1:02.462	+ 3.977	13:18:00.955	10 -	1:02.824	+ 4.339	13:24:02.860
5 -	59.159	+ 0.674	13:19:00.114	11 -	1:00.257	+ 1.772	13:25:03.117
6 -	1:02.245	+ 3.760	13:20:02.359	12 -	59.561	+ 1.076	13:26:02.678
<b>49</b>	<b>Steve WATERMAN</b>		4		Toyota Starlet		
1 -	1:02.617	+ 15.596	13:14:27.075	8 -	47.258	+ 0.237	13:20:11.267
2 -	53.000	+ 5.979	13:15:20.075	9 -	47.301	+ 0.280	13:20:58.568
3 -	49.405	+ 2.384	13:16:09.480	10 -	47.406	+ 0.385	13:21:45.974
4 -	49.354	+ 2.333	13:16:58.834	11 -	47.647	+ 0.626	13:22:33.621
5 -	47.366	+ 0.345	13:17:46.200	12 -	<b>47.021</b>		<b>13:23:20.642</b>
6 -	48.362	+ 1.341	13:18:34.562	13 -	47.640	+ 0.619	13:24:08.282
7 -	49.447	+ 2.426	13:19:24.009				

Lydden Hill  
Circuit Length = 1.0000 miles  
Start: 13:13 End: 13:26


Weather / Track : Sunny / Dry

## QUALIFYING RACE 1 & 8 - LAP ANALYSIS

<b>70</b>	<b>Tony SKELTON</b>		<b>3 Renault Clio</b>				
1 -	58.528	+ 10.133	13:14:22.232	5 -	48.550	+ 0.155	13:17:41.566
2 -	49.966	+ 1.571	13:15:12.198	6 -	51.605	+ 3.210	13:18:33.171
3 -	49.686	+ 1.291	13:16:01.884	7 -	52.412	+ 4.017	13:19:25.583
4 -	51.132	+ 2.737	13:16:53.016	8 -	<b>48.395</b>		<b>13:20:13.978</b>
<b>72</b>	<b>Scott MAKIN</b>		<b>Sylva Riot</b>				
1 -	52.024	+ 6.235	13:15:55.358	8 -	46.238	+ 0.449	13:21:23.459
2 -	48.150	+ 2.361	13:16:43.508	9 -	46.571	+ 0.782	13:22:10.030
3 -	47.811	+ 2.022	13:17:31.319	10 -	45.987	+ 0.198	13:22:56.017
4 -	46.272	+ 0.483	13:18:17.591	11 -	<b>45.789</b>		<b>13:23:41.806</b>
5 -	47.043	+ 1.254	13:19:04.634	12 -	47.012	+ 1.223	13:24:28.818
6 -	46.640	+ 0.851	13:19:51.274	13 -	45.908	+ 0.119	13:25:14.726
7 -	45.947	+ 0.158	13:20:37.221				
<b>92</b>	<b>John CHAPLIN</b>		<b>4 MGB GT V8</b>				
1 -	1:06.857	+ 15.342	13:14:40.151	8 -	53.754	+ 2.239	13:20:59.254
2 -	56.406	+ 4.891	13:15:36.557	9 -	55.782	+ 4.267	13:21:55.036
3 -	53.437	+ 1.922	13:16:29.994	10 -	53.702	+ 2.187	13:22:48.738
4 -	52.599	+ 1.084	13:17:22.593	11 -	<b>51.515</b>		<b>13:23:40.253</b>
5 -	56.558	+ 5.043	13:18:19.151	12 -	54.831	+ 3.316	13:24:35.084
6 -	53.562	+ 2.047	13:19:12.713	13 -	51.560	+ 0.045	13:25:26.644
7 -	52.787	+ 1.272	13:20:05.500				
<b>96</b>	<b>Nigel CRAIG</b>		<b>3 Ford Escort RS2000</b>				
1 -	1:02.461	+ 14.238	13:14:19.308	7 -	50.173	+ 1.950	13:19:33.254
2 -	52.389	+ 4.166	13:15:11.697	8 -	58.647	+ 10.424	13:20:31.901
3 -	48.631	+ 0.408	13:16:00.328	9 -	1:01.153	+ 12.930	13:21:33.054
4 -	51.533	+ 3.310	13:16:51.861	10 -	48.430	+ 0.207	13:22:21.484
5 -	<b>48.223</b>		<b>13:17:40.084</b>	11 -	55.349	+ 7.126	13:23:16.833
6 -	1:02.997	+ 14.774	13:18:43.081	12 -	48.307	+ 0.084	13:24:05.140

# SEMSEC Saloon & Sports Car Champ & Intermediate Kit Car Challenge.

## RACE 1 - GRID

ROW 11	58.485 48 Christopher GOULD		
ROW 10		54.541 41 Kieron LEHANE	55.591 15 Barry DREGHORN
ROW 9	52.246 24 Simon LETTS		54.165 10 Barrie COPE
ROW 8		50.517 29 Joanne GORDON	51.515 92 John CHAPLIN
ROW 7	49.929 22 Tristram BARDEN		50.204 4 Paul RICHARDSON
ROW 6		48.729 46 Scott BROOKER	48.746 16 Keith WATERMAN
ROW 5	48.395 70 Tony SKELTON		48.602 13 Mary GRINHAM
ROW 4		47.554 11 Steve WEATHERLEY	48.223 96 Nigel CRAIG
ROW 3	47.021 49 Steve WATERMAN		47.216 5 Gareth SMITH
ROW 2		46.302 45 Andy BOURN	46.348 37 Graham EWINGS
ROW 1	45.789 72 Scott MAKIN		45.950 26 Bill RICHARDS
<b>Pole</b>			
			

Lydden Hill  
Circuit Length = 1.0000 miles

**These results are provisional until the conclusion of any judicial and technical matters.**

Clerk of Course :		Timekeeper :

# SEMSEC Saloon & Sports Car Champ & Intermediate Kit Car Challenge.

## RACE 1 - CLASSIFICATION

POS	NO	CL	NAME	ENTRY	LAPS	TIME	GAP	DIFF	MPH	BEST	ON
1	72		Scott MAKIN	Sylva Riot	15	11:41.543			76.97	45.036	4
2	26	2	Bill RICHARDS	Rover Mini Clubman	15	11:44.659	3.116	3.116	76.63	46.053	10
3	37		Graham EWINGS	Caterham Roadsport	15	11:46.295	4.752	1.636	76.45	46.245	3
4	45		Andy BOURN	Caterham Roadsport	15	11:47.414	5.871	1.119	76.33	46.376	12
5	11	3	Steve WEATHERLEY	Ford Sierra Sapphire	15	12:02.319	20.776	14.905	74.75	46.549	4
6	13	2	Mary GRINHAM	Rover Mini	15	12:04.696	23.153	2.377	74.51	47.218	7
7	49	4	Steve WATERMAN	Toyota Starlet	15	12:13.742	32.199	9.046	73.59	47.160	3
8	96	3	Nigel CRAIG	Ford Escort RS2000	15	12:19.997	38.454	6.255	72.97	47.839	15
9	70	3	Tony SKELTON	Renault Clio	15	12:29.350	47.807	9.353	72.06	48.337	7
10	16	4	Keith WATERMAN	Peugeot 206 X5 16v	15	12:29.835	48.292	0.485	72.01	48.368	12
11	46	3	Scott BROOKER	Renault Clio Cup	15	12:30.446	48.903	0.611	71.95	49.036	2
12	22	1	Tristram BARDEN	Rover Mini	14	11:49.887	1 lap	1 lap	70.99	49.513	4
13	29	2	Joanne GORDON	Ford Fiesta XR2	14	12:11.813	1 lap	21.926	68.86	50.999	7
14	24	3	Simon LETTS	BMW E30M3	14	12:25.414	1 lap	13.601	67.61	51.776	5
15	92	4	John CHAPLIN	MGB GT V8	14	12:27.166	1 lap	1.752	67.45	51.330	2
16	4	2	Paul RICHARDSON	Ginetta G20	13	11:46.246	2 laps	1 lap	66.26	50.364	11
17	15	2	Barry DREGHORN	Alfa Romeo Alfasud Sprint	13	11:56.805	2 laps	10.559	65.28	52.754	13
18	48	2	Christopher GOULD	Ginetta G12	12	12:15.486	3 laps	1 lap	58.73	57.013	2

### NOT CLASSIFIED

DNF	5	4	Gareth SMITH	VW Corrado	12	9:34.348	3 laps		75.21	46.748	9
DNF	41	2	Kieron LEHANE	Ford Fiesta	6	5:35.738	9 laps	6 laps	64.33	54.446	3
DNF	10	2	Barrie COPE	Ford Fiesta XR2	4	3:44.828	11 laps	2 laps	64.04	53.089	2

### FASTEST LAP

72			Scott MAKIN	Sylva Riot	4	45.036		79.93 mph	128.64 kph
26	2		Bill RICHARDS	Rover Mini Clubman	10	46.053		78.16 mph	125.80 kph
11	3		Steve WEATHERLEY	Ford Sierra Sapphire	4	46.549		77.33 mph	124.45 kph
5	4		Gareth SMITH	VW Corrado	9	46.748		77.00 mph	123.92 kph
22	1		Tristram BARDEN	Rover Mini	4	49.513		72.70 mph	117.00 kph

Car No 70 - 10 second penalty - G62 & G63 - False Start.

Weather / Track : Sunny / Dry

These results are provisional until the conclusion of any judicial and technical matters.

Lydden Hill  
Circuit Length = 1.0000 miles  
Start: 14:03 End: 14:16

Clerk of Course :		Timekeeper :
-------------------	--	--------------

# SEMSEC Saloon & Sports Car Champ & Intermediate Kit Car Challenge.

## RACE 1 - LAP CHART

Lap 1			Lap 2			Lap 3			Lap 4			Lap 5		
No	Behind	Laptime	No	Behind	Laptime	No	Behind	Laptime	No	Behind	Laptime	No	Behind	Laptime
72		48.281	72		45.148	72		45.149	72		45.036	72		45.823
45	2.668	50.949	37	4.415	46.515	37	5.511	46.245	37	6.903	46.428	26	7.640	46.296
37	3.048	51.329	26	4.934	46.623	26	5.893	46.108	26	7.167	46.310	37	8.194	47.114
26	3.459	51.740	45	5.229	47.709	45	6.753	46.673	45	8.206	46.489	45	9.221	46.838
49	4.400	52.681	49	6.423	47.171	49	8.434	47.160	49	10.779	47.381	11	12.754	47.111
5	5.769	54.050	5	7.957	47.336	11	9.953	46.630	11	11.466	46.549	5	14.608	47.644
13	6.417	54.698	11	8.472	46.913	5	10.418	47.610	5	12.787	47.405	48	1 LAP	1:02.463
11	6.707	54.988	13	9.896	48.627	13	12.409	47.662	13	15.197	47.824	13	17.088	47.714
70	7.293	55.574	70	10.981	48.836	70	14.543	48.711	70	18.352	48.845	49	19.745	54.789
96	7.530	55.811	96	11.276	48.894	96	15.184	49.057	96	18.770	48.622	96	21.563	48.616
46	8.085	56.366	46	11.973	49.036	46	15.970	49.146	46	20.307	49.373	70	21.872	49.343
16	8.475	56.756	16	12.553	49.226	16	16.231	48.827	16	21.106	49.911	46	23.643	49.159
22	9.211	57.492	22	13.839	49.776	22	18.254	49.564	22	22.731	49.513	16	23.969	48.686
92	10.504	58.785	92	16.686	51.330	92	23.298	51.761	92	29.961	51.699	22	26.674	49.766
4	11.331	59.612	4	17.157	50.974	29	25.412	52.599	29	31.724	51.348	92	36.488	52.350
29	11.891	1:00.172	29	17.962	51.219	24	27.633	52.080	24	34.528	51.931	29	37.034	51.133
24	12.862	1:01.143	24	20.702	52.988	10	31.572	54.220	10	41.214	54.678	24	40.481	51.776
41	13.795	1:02.076	10	22.501	53.089	41	32.742	54.446	41	42.981	55.275			
10	14.560	1:02.841	41	23.445	54.798	15	33.554	54.363	15	43.562	55.044			
15	15.281	1:03.562	15	24.340	54.207	4	36.811	1:04.803	4	43.995	52.220			
48	17.229	1:05.510	48	29.094	57.013	48	43.175	59.230						

Car No 70 - 10 second penalty - G62 & G63 - False Start.

Weather / Track : Sunny / Dry

www.tsl-timing.com

Lydden Hill  
Circuit Length = 1.0000 miles  
Start: 14:03 End: 14:16

# SEMSEC Saloon & Sports Car Champ & Intermediate Kit Car Challenge.

## RACE 1 - LAP CHART

Lap 6			Lap 7			Lap 8			Lap 9			Lap 10		
No	Behind	Laptime	No	Behind	Laptime	No	Behind	Laptime	No	Behind	Laptime	No	Behind	Laptime
72		47.622	72		45.819	72		46.430	72		46.117	72		45.853
41	1 LAP	54.578	26	7.401	46.725	92	1 LAP	53.012	29	1 LAP	51.257	26	7.645	46.053
4	1 LAP	53.853	37	9.802	48.356	24	1 LAP	52.371	26	7.445	46.203	29	1 LAP	51.681
15	1 LAP	55.636	45	10.026	47.489	26	7.359	46.388	92	1 LAP	52.521	37	11.388	46.663
26	6.495	46.477	4	1 LAP	52.925	37	10.005	46.633	37	10.578	46.690	45	12.142	46.777
37	7.265	46.693	41	1 LAP	54.565	45	10.423	46.827	45	11.218	46.912	92	1 LAP	52.640
45	8.356	46.757	11	14.103	47.408	11	15.057	47.384	24	1 LAP	53.459	11	17.137	47.285
11	12.514	47.382	15	1 LAP	55.039	5	15.695	47.034	48	2 LAPS	1:04.216	5	17.611	47.138
5	13.920	46.934	5	15.091	46.990	4	1 LAP	51.707	11	15.705	46.765	24	1 LAP	52.861
13	16.856	47.390	13	18.255	47.218	13	19.640	47.815	5	16.326	46.748	13	22.817	47.877
49	20.083	47.960	49	21.953	47.689	15	1 LAP	55.621	13	20.793	47.270	4	1 LAP	50.808
96	22.339	48.398	96	24.745	48.225	49	24.434	48.911	4	1 LAP	51.333	49	28.378	47.851
70	23.190	48.940	70	25.708	48.337	96	26.248	47.933	49	26.380	48.063	48	2 LAPS	1:01.762
46	25.394	49.373	46	29.076	49.501	70	27.762	48.484	96	28.460	48.329	96	31.081	48.474
16	25.646	49.299	16	29.367	49.540	46	32.081	49.435	70	30.232	48.587	70	32.923	48.544
22	28.834	49.782	22	32.877	49.862	16	32.337	49.400	15	1 LAP	54.746	16	38.405	48.886
48	1 LAP	1:03.255	48	1 LAP	57.802	22	36.407	49.960	16	35.372	49.152	46	40.052	49.931
29	41.105	51.693	29	46.285	50.999				46	35.974	50.010	15	1 LAP	54.410
92	41.991	53.125							22	40.093	49.803	22	44.092	49.852
24	45.658	52.799												

Car No 70 - 10 second penalty - G62 & G63 - False Start.

Weather / Track : Sunny / Dry

www.tsl-timing.com

Page 2 of 3

Lydden Hill  
Circuit Length = 1.0000 miles  
Start: 14:03 End: 14:16

Printed - 14.18 Saturday, 04 July 2009

# SEMSEC Saloon & Sports Car Champ & Intermediate Kit Car Challenge.

## RACE 1 - LAP CHART

Lap 11			Lap 12			Lap 13			Lap 14			Lap 15		
No	Behind	Laptime	No	Behind	Laptime	No	Behind	Laptime	No	Behind	Laptime	No	Behind	Laptime
72		46.897	72		47.711	72		47.737	72		49.922	72		47.998
26	7.238	46.490	15	2 LAPS	54.174	22	1 LAP	51.259	26	3.664	48.326	26	3.116	47.450
37	11.098	46.607	26	5.950	46.423	26	5.260	47.047	22	1 LAP	51.627	4	2 LAPS	52.801
45	12.153	46.908	37	10.329	46.942	15	2 LAPS	53.348	37	5.760	46.490	37	4.752	46.990
29	1 LAP	51.359	45	10.818	46.376	48	3 LAPS	1:00.312	45	7.389	46.851	45	5.871	46.480
11	17.425	47.185	11	16.733	47.019	37	9.192	46.600	15	2 LAPS	53.901	22	1 LAP	51.293
5	18.181	47.467	5	18.462	47.992	45	10.460	47.379	11	19.559	52.801	15	2 LAPS	52.754
92	1 LAP	52.514	29	1 LAP	52.715	11	16.680	47.684	48	3 LAPS	1:02.549	11	20.776	49.215
13	23.567	47.647	13	23.658	47.802	29	1 LAP	51.342	13	22.906	48.401	13	23.153	48.245
24	1 LAP	53.134	92	1 LAP	53.057	13	24.427	48.506	29	1 LAP	52.815	29	1 LAP	51.481
49	29.750	48.269	49	29.899	47.860	49	31.292	49.130	49	29.888	48.518	49	32.199	50.309
4	1 LAP	50.647	24	1 LAP	52.749	92	1 LAP	55.080	70	36.367	49.064	48	3 LAPS	1:00.473
96	32.848	48.664	4	1 LAP	50.364	24	1 LAP	52.530	92	1 LAP	54.137	70	37.807	49.438
70	34.870	48.844	96	33.633	48.496	96	36.557	50.661	96	38.613	51.978	96	38.454	47.839
16	40.273	48.765	70	35.905	48.746	70	37.225	49.057	24	1 LAP	53.601	24	1 LAP	51.992
46	42.719	49.564	16	40.930	48.368	16	45.106	51.913	16	44.796	49.612	92	1 LAP	55.155
48	2 LAPS	1:00.901	46	44.542	49.534	46	46.311	49.506	46	46.195	49.806	16	48.292	51.494
22	47.533	50.338				4	1 LAP	1:04.199				46	48.903	50.706

Car No 70 - 10 second penalty - G62 & G63 - False Start.

Weather / Track : Sunny / Dry

www.tsl-timing.com


Page 3 of 3

Lydden Hill  
Circuit Length = 1.0000 miles  
Start: 14:03 End: 14:16

Printed - 14.18 Saturday, 04 July 2009

# SEMSEC Saloon & Sports Car Champ Race B

## RACE 4 - GRID

ROW 9	41   Kieron LEHANE	10   Barrie COPE
ROW 8	48   Christopher GOULD	5   Gareth SMITH
ROW 7	4   Paul RICHARDSON	15   Barry DREGHORN
ROW 6	24   Simon LETTS	92   John CHAPLIN
ROW 5	22   Tristram BARDEN	29   Joanne GORDON
ROW 4	16   Keith WATERMAN	46   Scott BROOKER
ROW 3	96   Nigel CRAIG	70   Tony SKELTON
ROW 2	13   Mary GRINHAM	49   Steve WATERMAN
ROW 1	26   Bill RICHARDS	11   Steve WEATHERLEY
<b>Pole</b>		
		

Lydden Hill  
Circuit Length = 1.0000 miles

**These results are provisional until the conclusion of any judicial and technical matters.**

Clerk of Course :		Timekeeper :
-------------------	--	--------------

# SEMSEC Saloon & Sports Car Champ & Intermediate Kit Car Chal.

## RACE 4 - CLASSIFICATION

POS	NO	CL	NAME	ENTRY	LAPS	TIME	GAP	DIFF	MPH	BEST	ON
1	26	2	<b>Bill RICHARDS</b>	Rover Mini Clubman	15	12:06.617			74.31	47.195	8
2	96	3	<b>Nigel CRAIG</b>	Ford Escort RS2000	15	12:06.855	<b>0.238</b>	0.238	74.29	47.136	10
3	13	2	<b>Mary GRINHAM</b>	Rover Mini	15	12:09.593	<b>2.976</b>	2.738	74.01	47.518	10
4	46	3	<b>Scott BROOKER</b>	Renault Clio Cup	15	12:18.448	<b>11.831</b>	8.855	73.12	48.172	3
5	49	4	<b>Steve WATERMAN</b>	Toyota Starlet	15	12:20.989	<b>14.372</b>	2.541	72.87	47.473	9
6	70	3	<b>Tony SKELTON</b>	Renault Clio	15	12:23.789	<b>17.172</b>	2.800	72.59	48.650	5
7	16	4	<b>Keith WATERMAN</b>	Peugeot 206 X5 16v	15	12:28.109	<b>21.492</b>	4.320	72.17	48.295	2
8	22	1	<b>Tristam BARDEN</b>	Rover Mini	15	12:34.853	<b>28.236</b>	6.744	71.53	49.068	3
9	24	3	<b>Simon LETTS</b>	BMW E30M3	14	12:10.736	<b>1 lap</b>	1 lap	68.96	51.307	9
10	29	2	<b>Joanne GORDON</b>	Ford Fiesta XR2	14	12:24.867	<b>1 lap</b>	14.131	67.66	51.055	13
11	4	2	<b>Paul RICHARDSON</b>	Ginetta G20	14	12:24.901	<b>1 lap</b>	0.034	67.65	51.202	7
12	41	2	<b>Kieron LEHANE</b>	Ford Fiesta	14	12:41.604	<b>1 lap</b>	16.703	66.17	53.207	12
13	15	2	<b>Barry DREGHORN</b>	Alfa Romeo Alfasud Sprint	14	12:42.503	<b>1 lap</b>	0.899	66.09	53.011	14
14	92	4	<b>John CHAPLIN</b>	MGB GT V8	14	12:48.618	<b>1 lap</b>	6.115	65.57	51.715	2
15	48	2	<b>Christopher GOULD</b>	Ginetta G12	13	12:50.322	<b>2 laps</b>	1 lap	60.75	56.757	7

### FASTEST LAP

96	3	<b>Nigel CRAIG</b>	Ford Escort RS2000	10	47.136	76.37 mph	122.90 kph
26	2	<b>Bill RICHARDS</b>	Rover Mini Clubman	8	47.195	76.27 mph	122.75 kph
49	4	<b>Steve WATERMAN</b>	Toyota Starlet	9	47.473	75.83 mph	122.03 kph
22	1	<b>Tristam BARDEN</b>	Rover Mini	3	49.068	73.36 mph	118.07 kph

Weather / Track : Sunny / Dry

These results are provisional until the conclusion of any judicial and technical matters.

Lydden Hill  
Circuit Length = 1.0000 miles  
Start: 15:14 End: 15:27

Clerk of Course :

Timekeeper :

**SEMSEC Saloon & Sports Car Champ & Intermediate Kit Car Chal.****RACE 4 - LAP CHART**

Lap 1			Lap 2			Lap 3			Lap 4			Lap 5		
No	Behind	Laptime	No	Behind	Laptime	No	Behind	Laptime	No	Behind	Laptime	No	Behind	Laptime
13		52.671	13		47.962	13		47.607	26		47.944	13		48.018
26	0.869	53.540	26	0.299	47.392	26	0.272	47.580	13	0.518	48.734	26	0.492	49.028
96	1.181	53.852	96	0.909	47.690	96	0.945	47.643	96	0.911	48.182	96	0.801	48.426
16	2.520	55.191	16	2.853	48.295	16	3.844	48.598	16	4.197	48.569	46	5.023	48.528
70	3.308	55.979	46	4.301	48.650	46	4.866	48.172	46	5.031	48.381	16	5.447	49.786
46	3.613	56.284	70	4.579	49.233	70	5.724	48.752	70	6.201	48.693	70	6.315	48.650
22	4.372	57.043	22	5.541	49.131	22	7.002	49.068	22	8.145	49.359	22	9.276	49.667
24	5.974	58.645	24	9.708	51.696	24	13.677	51.576	24	16.827	51.366	49	17.266	47.900
92	7.925	1:00.596	92	11.678	51.715	92	16.249	52.178	49	17.902	48.406	24	20.471	52.180
41	9.009	1:01.680	4	14.606	53.403	49	17.712	48.675	92	20.240	52.207	92	24.226	52.522
4	9.165	1:01.836	41	15.761	54.714	4	19.727	52.728	4	24.129	52.618	4	28.813	53.220
29	9.569	1:02.240	29	16.332	54.725	41	21.958	53.804	29	25.853	51.930	29	29.137	51.820
15	10.511	1:03.182	49	16.644	48.984	29	22.139	53.414	41	27.808	54.066	41	32.886	53.614
48	15.402	1:08.073	15	18.284	55.735	15	24.142	53.465	15	29.527	53.601	15	34.173	53.182
49	15.622	1:08.293	48	25.593	58.153	48	35.584	57.598	48	44.804	57.436			

# SEMSEC Saloon & Sports Car Champ & Intermediate Kit Car Chal.

## RACE 4 - LAP CHART

Lap 6			Lap 7			Lap 8			Lap 9			Lap 10		
No	Behind	Laptime	No	Behind	Laptime	No	Behind	Laptime	No	Behind	Laptime	No	Behind	Laptime
26		47.248	26		48.375	26		47.195	26		47.336	26		47.464
13	0.456	48.196	96	0.261	47.880	96	0.900	47.834	96	1.271	47.707	96	0.943	47.136
96	0.756	47.695	13	0.951	48.870	13	1.591	47.835	13	2.590	48.335	13	2.644	47.518
46	6.182	48.899	46	6.486	48.679	46	7.746	48.455	41	1 LAP	54.598	41	1 LAP	53.689
70	7.459	48.884	70	8.040	48.956	70	9.931	49.086	15	1 LAP	54.856	46	10.358	48.822
48	1 LAP	59.193	16	8.907	49.215	16	10.727	49.015	46	9.000	48.590	15	1 LAP	53.520
16	8.067	50.360	22	12.163	49.583	22	14.515	49.547	70	11.597	49.002	70	13.211	49.078
22	10.955	49.419	49	17.091	48.131	49	17.671	47.775	16	12.852	49.461	16	14.331	48.943
49	17.335	47.809	48	1 LAP	58.984	48	1 LAP	56.757	22	16.775	49.596	49	18.007	47.663
24	24.519	51.788	24	27.899	51.755	24	32.465	51.761	49	17.808	47.473	22	19.688	50.377
92	29.248	52.762	92	34.007	53.134	92	39.746	52.934	24	36.436	51.307	24	40.692	51.720
4	32.813	51.740	4	35.640	51.202	4	40.381	51.936	48	1 LAP	58.265			
29	33.260	51.863	29	36.131	51.246	29	40.793	51.857	92	44.776	52.366			
41	38.837	53.691	41	43.926	53.464				4	45.732	52.687			
15	39.687	53.254	15	44.924	53.612				29	45.914	52.457			

**SEMSEC Saloon & Sports Car Champ & Intermediate Kit Car Chal.****RACE 4 - LAP CHART**

Lap 11			Lap 12			Lap 13			Lap 14			Lap 15		
No	Behind	Laptime	No	Behind	Laptime	No	Behind	Laptime	No	Behind	Laptime	No	Behind	Laptime
26		49.335	26		48.515	96		48.200	26		48.535	26		48.219
96	0.954	49.346	96	0.499	48.060	26	0.212	48.911	96	0.331	49.078	96	0.238	48.126
13	2.573	49.264	13	1.686	47.628	13	0.812	47.825	13	0.817	48.752	13	2.976	50.378
48	2 LAPS	1:00.570	92	1 LAP	51.945	4	1 LAP	52.013	46	10.880	49.125	24	1 LAP	52.547
92	1 LAP	54.769	4	1 LAP	52.340	46	10.502	49.157	4	1 LAP	51.878	46	11.831	49.170
4	1 LAP	54.233	29	1 LAP	52.614	29	1 LAP	52.757	29	1 LAP	51.055	49	14.372	48.320
29	1 LAP	54.305	46	10.044	48.615	70	14.475	49.545	49	14.271	47.936	70	17.172	50.003
46	9.944	48.921	48	2 LAPS	58.651	49	15.082	47.986	70	15.388	49.660	29	1 LAP	52.584
70	13.125	49.249	70	13.629	49.019	16	15.664	48.989	16	16.031	49.114	4	1 LAP	53.067
41	1 LAP	53.963	16	15.374	48.805	48	2 LAPS	59.165	22	26.105	50.223	16	21.492	53.680
16	15.084	50.088	49	15.795	47.592	41	1 LAP	53.207	41	1 LAP	54.081	22	28.236	50.350
15	1 LAP	54.378	41	1 LAP	53.483	22	24.629	51.684	15	1 LAP	53.450	41	1 LAP	53.550
49	16.718	48.046	15	1 LAP	53.305	15	1 LAP	53.952	48	2 LAPS	58.936	15	1 LAP	53.011
22	20.116	49.763	22	21.644	50.043	92	1 LAP	1:13.775	92	1 LAP	53.745	92	1 LAP	53.970
24	43.048	51.691	24	45.877	51.344	24	48.538	51.360				48	2 LAPS	58.541

# SEMSEC Open Single Seater Championship

## QUALIFYING RACE 2 - CLASSIFICATION

POS	NO	CL	NAME	ENTRY	TIME	ON	LAPS	GAP	DIFF	MPH
1	18	A	John LORD	Jedi Mk6	40.849	13	14			88.12
2	37	A	Dave CONNOR	Jedi	41.627	14	15	0.778	0.778	86.47
3	7	E	John OXBORROW	Ox 7/09 2.0S	42.032	16	17	1.183	0.405	85.64
4	11	D	Chris SCOTT	Alpa FR94	43.281	13	13	2.432	1.249	83.17
5	13	E	Christopher CHANDLER	Reynard 893	44.079	5	6	3.230	0.798	81.66
6	4	E	Phil SLATE	Reynard 883	45.839	6	9	4.990	1.760	78.53
7	19	B	Innes HICKMAN	Van Diemen RF89	46.953	11	14	6.104	1.114	76.67
8	72	C	John ELLIS	ERA HSS	48.981	13	14	8.132	2.028	73.49
9	22	A	Mike SCOTT	Speads RM02	50.103	3	4	9.254	1.122	71.84

Weather / Track : Sunny / Dry

These results are provisional until the conclusion of any judicial and technical matters.

Lydden Hill  
 Circuit Length = 1.0000 miles  
 Start: 13:42 End: 13:54

Clerk of Course :

Timekeeper :

# SEMSEC Open Single Seater Championship

## QUALIFYING RACE 2 - LAP ANALYSIS

<b>4</b>	<b>Phil SLATE</b>						<b>E</b>	<b>Reynard 883</b>	
1 -	55.068	+ 9.229	13:43:20.625	6 -	<b>45.839</b>			<b>13:47:22.943</b>	
2 -	52.070	+ 6.231	13:44:12.695	7 -	48.575	+ 2.736		13:48:11.518	
3 -	50.649	+ 4.810	13:45:03.344	8 -	48.116	+ 2.277		13:48:59.634	
4 -	47.680	+ 1.841	13:45:51.024	9 -	47.811	+ 1.972		13:49:47.445	
5 -	46.080	+ 0.241	13:46:37.104						
<b>7</b>	<b>John OXBORROW</b>						<b>E</b>	<b>Ox 7/09 2.0S</b>	
1 -	47.781	+ 5.749	13:43:10.934	10 -	42.133	+ 0.101		13:49:35.950	
2 -	43.512	+ 1.480	13:43:54.446	11 -	42.219	+ 0.187		13:50:18.169	
3 -	43.742	+ 1.710	13:44:38.188	12 -	43.156	+ 1.124		13:51:01.325	
4 -	42.188	+ 0.156	13:45:20.376	13 -	42.324	+ 0.292		13:51:43.649	
5 -	42.451	+ 0.419	13:46:02.827	14 -	42.413	+ 0.381		13:52:26.062	
6 -	44.314	+ 2.282	13:46:47.141	15 -	43.104	+ 1.072		13:53:09.166	
7 -	42.325	+ 0.293	13:47:29.466	16 -	<b>42.032</b>			<b>13:53:51.198</b>	
8 -	42.218	+ 0.186	13:48:11.684	17 -	42.302	+ 0.270		13:54:33.500	
9 -	42.133	+ 0.101	13:48:53.817						
<b>11</b>	<b>Chris SCOTT</b>						<b>D</b>	<b>Alpa FR94</b>	
1 -	51.376	+ 8.095	13:43:07.560	8 -	44.450	+ 1.169		13:48:26.013	
2 -	49.643	+ 6.362	13:43:57.203	9 -	44.022	+ 0.741		13:49:10.035	
3 -	46.232	+ 2.951	13:44:43.435	10 -	46.081	+ 2.800		13:49:56.116	
4 -	45.356	+ 2.075	13:45:28.791	11 -	43.535	+ 0.254		13:50:39.651	
5 -	45.141	+ 1.860	13:46:13.932	12 -	43.284	+ 0.003		13:51:22.935	
6 -	43.640	+ 0.359	13:46:57.572	13 -	<b>43.281</b>			<b>13:52:06.216</b>	
7 -	43.991	+ 0.710	13:47:41.563						
<b>13</b>	<b>Christopher CHANDLER</b>						<b>E</b>	<b>Reynard 893</b>	
1 -	46.703	+ 2.624	13:43:01.105	4 -	44.241	+ 0.162		13:45:13.921	
2 -	44.115	+ 0.036	13:43:45.220	5 -	<b>44.079</b>			<b>13:45:58.000</b>	
3 -	44.460	+ 0.381	13:44:29.680	6 -	47.197	+ 3.118		13:46:45.197	
<b>18</b>	<b>John LORD</b>						<b>A</b>	<b>Jedi Mk6</b>	
1 -	48.586	+ 7.737	13:43:13.616	8 -	41.442	+ 0.593		13:48:10.266	
2 -	44.423	+ 3.574	13:43:58.039	9 -	41.084	+ 0.235		13:48:51.350	
3 -	43.042	+ 2.193	13:44:41.081	10 -	41.373	+ 0.524		13:49:32.723	
4 -	41.474	+ 0.625	13:45:22.555	11 -	41.559	+ 0.710		13:50:14.282	
5 -	41.178	+ 0.329	13:46:03.733	12 -	41.023	+ 0.174		13:50:55.305	
6 -	42.897	+ 2.048	13:46:46.630	13 -	<b>40.849</b>			<b>13:51:36.154</b>	
7 -	42.194	+ 1.345	13:47:28.824	14 -	41.285	+ 0.436		13:52:17.439	
<b>19</b>	<b>Innes HICKMAN</b>						<b>B</b>	<b>Van Diemen RF89</b>	
1 -	49.859	+ 2.906	13:43:05.588	8 -	48.357	+ 1.404		13:48:40.283	
2 -	47.311	+ 0.358	13:43:52.899	9 -	47.212	+ 0.259		13:49:27.495	
3 -	47.455	+ 0.502	13:44:40.354	10 -	48.684	+ 1.731		13:50:16.179	
4 -	47.733	+ 0.780	13:45:28.087	11 -	<b>46.953</b>			<b>13:51:03.132</b>	
5 -	49.118	+ 2.165	13:46:17.205	12 -	47.200	+ 0.247		13:51:50.332	
6 -	47.412	+ 0.459	13:47:04.617	13 -	47.059	+ 0.106		13:52:37.391	
7 -	47.309	+ 0.356	13:47:51.926	14 -	47.405	+ 0.452		13:53:24.796	
<b>22</b>	<b>Mike SCOTT</b>						<b>A</b>	<b>Speads RM02</b>	
1 -	1:01.821	+ 11.718	13:43:56.378	3 -	<b>50.103</b>			<b>13:45:39.773</b>	
2 -	53.292	+ 3.189	13:44:49.670	4 -	53.863	+ 3.760		13:46:33.636	
<b>37</b>	<b>Dave CONNOR</b>						<b>A</b>	<b>Jedi</b>	
1 -	48.890	+ 7.263	13:43:01.373	9 -	42.514	+ 0.887		13:49:50.837	
2 -	44.570	+ 2.943	13:43:45.943	10 -	42.292	+ 0.665		13:50:33.129	
3 -	43.297	+ 1.670	13:44:29.240	11 -	42.322	+ 0.695		13:51:15.451	
4 -	1:38.649	+ 57.022	13:46:07.889	12 -	44.391	+ 2.764		13:51:59.842	
5 -	42.917	+ 1.290	13:46:50.806	13 -	43.870	+ 2.243		13:52:43.712	
6 -	41.776	+ 0.149	13:47:32.582	14 -	<b>41.627</b>			<b>13:53:25.339</b>	
7 -	51.633	+ 10.006	13:48:24.215	15 -	47.723	+ 6.096		13:54:13.062	
8 -	44.108	+ 2.481	13:49:08.323						

Lydden Hill  
 Circuit Length = 1.0000 miles  
 Start: 13:42 End: 13:54

Weather / Track : Sunny / Dry


# SEMSEC Open Single Seater Championship

## QUALIFYING RACE 2 - LAP ANALYSIS

72	John ELLIS			C ERA HSS			
1 -	56.058	+ 7.077	13:43:22.353	8 -	56.137	+ 7.156	13:49:26.794
2 -	53.907	+ 4.926	13:44:16.260	9 -	50.736	+ 1.755	13:50:17.530
3 -	51.346	+ 2.365	13:45:07.606	10 -	49.164	+ 0.183	13:51:06.694
4 -	50.586	+ 1.605	13:45:58.192	11 -	49.743	+ 0.762	13:51:56.437
5 -	52.677	+ 3.696	13:46:50.869	12 -	49.935	+ 0.954	13:52:46.372
6 -	50.211	+ 1.230	13:47:41.080	13 -	<b>48.981</b>		<b>13:53:35.353</b>
7 -	49.577	+ 0.596	13:48:30.657	14 -	49.136	+ 0.155	13:54:24.489

# SEMSEC Open Single Seater Championship

## RACE 2 - GRID

ROW 5	50.103 22 Mike SCOTT		
ROW 4		46.953 19 Innes HICKMAN	48.981 72 John ELLIS
ROW 3	44.079 13 Christopher CHANDLER		45.839 4 Phil SLATE
ROW 2		42.032 7 John OXBORROW	43.281 11 Chris SCOTT
ROW 1	40.849 18 John LORD		41.627 37 Dave CONNOR
<b>Pole</b>			
			

Lydden Hill  
Circuit Length = 1.0000 miles

**These results are provisional until the conclusion of any judicial and technical matters.**

Clerk of Course :		Timekeeper :
-------------------	--	--------------

# SEMSEC Open Single Seater Championship

## RACE 2 - CLASSIFICATION

POS	NO	CL	NAME	ENTRY	LAPS	TIME	GAP	DIFF	MPH	BEST	ON
1	18	A	John LORD	Jedi Mk6	15	10:26.736			86.15	40.725	4
2	37	A	Dave CONNOR	Jedi	15	10:31.795	5.059	5.059	85.46	40.816	3
3	7	E	John OXBORROW	Ox 7/09 2.0S	15	10:39.581	12.845	7.786	84.42	42.002	3
4	11	D	Chris SCOTT	Alpa FR94	14	10:38.946	1 lap	1 lap	78.87	43.616	3
5	19	B	Innes HICKMAN	Van Diemen RF89	14	11:09.675	1 lap	30.729	75.25	46.969	2
6	72	C	John ELLIS	ERA HSS	12	10:31.182	3 laps	2 laps	68.44	50.873	5

### NOT CLASSIFIED

DNF	13	E	Christopher CHANDLER	Reynard 893	6	4:29.771	9 laps	6 laps	80.06	43.487	3
DNF	22	A	Mike SCOTT	Speads RM02	2	1:42.972	13 laps	4 laps	69.91	47.101	2

### FASTEST LAP

18	A	John LORD	Jedi Mk6	4	40.725	88.39 mph	142.25 kph
7	E	John OXBORROW	Ox 7/09 2.0S	3	42.002	85.70 mph	137.93 kph
11	D	Chris SCOTT	Alpa FR94	3	43.616	82.53 mph	132.82 kph
19	B	Innes HICKMAN	Van Diemen RF89	2	46.969	76.64 mph	123.34 kph
72	C	John ELLIS	ERA HSS	5	50.873	70.76 mph	113.88 kph

Weather / Track : Sunny / Dry

These results are provisional until the conclusion of any judicial and technical matters.

Lydden Hill  
 Circuit Length = 1.0000 miles  
 Start: 14:28 End: 14:40

Clerk of Course :		Timekeeper :
-------------------	--	--------------

# SEMSEC Open Single Seater Championship

## RACE 2 - LAP CHART

Lap 1			Lap 2			Lap 3			Lap 4			Lap 5		
No	Behind	Laptime	No	Behind	Laptime	No	Behind	Laptime	No	Behind	Laptime	No	Behind	Laptime
18		45.524	18		40.889	18		41.208	18		40.725	18		41.214
37	0.223	45.747	37	0.794	41.460	37	0.402	40.816	37	1.321	41.644	72	1 LAP	51.984
7	1.050	46.574	7	2.167	42.006	7	2.961	42.002	7	4.247	42.011	37	4.620	44.513
13	3.396	48.920	13	7.699	45.192	13	9.978	43.487	13	13.677	44.424	7	5.554	42.521
11	4.272	49.796	11	8.116	44.733	11	10.524	43.616	11	14.009	44.210	13	16.113	43.650
19	6.452	51.976	19	12.532	46.969	19	18.676	47.352	19	25.595	47.644	11	16.529	43.734
22	10.347	55.871	22	16.559	47.101	72	33.456	52.701				19	32.155	47.774
72	11.792	57.316	72	21.963	51.060									

# SEMSEC Open Single Seater Championship

## RACE 2 - LAP CHART


Lap 6			Lap 7			Lap 8			Lap 9			Lap 10		
No	Behind	Laptime	No	Behind	Laptime	No	Behind	Laptime	No	Behind	Laptime	No	Behind	Laptime
18		41.552	18		41.339	18		41.941	18		42.325	18		41.469
37	4.396	41.328	37	4.343	41.286	19	1 LAP	47.771	37	3.891	42.253	72	2 LAPS	54.620
7	6.461	42.459	7	7.324	42.202	37	3.963	41.561	7	7.648	42.367	37	4.054	41.632
72	1 LAP	50.873	11	21.970	44.343	7	7.606	42.223	19	1 LAP	47.615	7	8.761	42.582
13	18.659	44.098	72	1 LAP	51.308	11	25.284	45.255	11	29.623	46.664	19	1 LAP	47.668
11	18.966	43.989				72	1 LAP	52.092				11	34.861	46.707
19	37.914	47.311												

# SEMSEC Open Single Seater Championship

## RACE 2 - LAP CHART

Lap 11			Lap 12			Lap 13			Lap 14			Lap 15		
No	Behind	Laptime	No	Behind	Laptime	No	Behind	Laptime	No	Behind	Laptime	No	Behind	Laptime
18		41.708	18		41.579	18		41.626	18		41.263	18		42.374
37	4.218	41.872	37	4.394	41.755	37	4.474	41.706	37	5.113	41.902	72	3 LAPS	52.542
7	9.803	42.750	7	10.527	42.303	11	1 LAP	47.245	11	1 LAP	46.211	37	5.059	42.320
72	2 LAPS	53.285	19	1 LAP	47.720	7	11.317	42.416	7	12.813	42.759	11	1 LAP	45.135
19	1 LAP	47.164	72	2 LAPS	52.128	19	1 LAP	47.636	19	1 LAP	47.575	7	12.845	42.406
11	40.461	47.308				72	2 LAPS	51.273				19	1 LAP	47.500

**SEMSEC Open Single Seater Championship**  
**RACE 6 - GRID**

ROW 5	4 Phil SLATE		
ROW 4		13 Christopher CHANDLER	22 Mike SCOTT
ROW 3	19 Innes HICKMAN		72 John ELLIS
ROW 2		7 John OXBORROW	11 Chris SCOTT
ROW 1	18 John LORD		37 Dave CONNOR
	<b>Pole</b>		
			

Lydden Hill  
Circuit Length = 1.0000 miles

**These results are provisional until the conclusion of any judicial and technical matters.**

Clerk of Course :		Timekeeper :
-------------------	--	--------------

# SEMSEC Open Single Seater Championship

## RACE 6 - CLASSIFICATION

POS	NO	CL	NAME	ENTRY	LAPS	TIME	GAP	DIFF	MPH	BEST	ON
1	18	A	John LORD	Jedi Mk6	18	12:35.509			85.76	40.921	4
2	37	A	Dave CONNOR	Jedi	18	12:37.595	2.086	2.086	85.53	41.173	14
3	7	E	John OXBORROW	Ox 7/09 2.0S	18	12:50.615	15.106	13.020	84.08	41.832	3
4	11	D	Chris SCOTT	Alpa FR94	18	13:08.435	32.926	17.820	82.18	43.010	4
5	19	B	Innes HICKMAN	Van Diemen RF89	17	13:21.188	1 lap	1 lap	76.38	46.370	15
6	72	C	John ELLIS	ERA HSS	15	13:02.880	3 laps	2 laps	68.97	50.917	4

NOT CLASSIFIED

DNF	22	A	Mike SCOTT	Speads RM02	7	5:25.763	11 laps	8 laps	77.35	42.847	4
-----	----	---	------------	-------------	---	----------	---------	--------	-------	--------	---

FASTEST LAP

18	A	John LORD	Jedi Mk6	4	40.921	87.97 mph	141.57 kph
7	E	John OXBORROW	Ox 7/09 2.0S	3	41.832	86.05 mph	138.49 kph
11	D	Chris SCOTT	Alpa FR94	4	43.010	83.69 mph	134.70 kph
19	B	Innes HICKMAN	Van Diemen RF89	15	46.370	77.63 mph	124.94 kph
72	C	John ELLIS	ERA HSS	4	50.917	70.70 mph	113.78 kph

Weather / Track : Sunny / Dry

These results are provisional until the conclusion of any judicial and technical matters.

Lydden Hill  
 Circuit Length = 1.0000 miles  
 Start: 15:59 End: 16:12

Clerk of Course :

Timekeeper :

**SEMSEC Open Single Seater Championship**  
**RACE 6 - LAP CHART**

Lap 1			Lap 2			Lap 3			Lap 4			Lap 5		
No	Behind	Laptime	No	Behind	Laptime	No	Behind	Laptime	No	Behind	Laptime	No	Behind	Laptime
18		47.104	18		42.326	18		40.970	18		40.921	18		41.147
7	0.029	47.133	37	0.558	42.683	7	2.137	41.832	37	3.967	42.026	37	4.613	41.793
37	0.201	47.305	7	1.275	43.572	37	2.862	43.274	7	4.297	43.081	7	5.427	42.277
11	1.671	48.775	11	2.833	43.488	11	4.899	43.036	11	6.988	43.010	11	8.926	43.085
19	4.503	51.607	19	9.102	46.925	19	15.181	47.049	19	21.343	47.083	22	25.439	43.087
72	8.213	55.317	72	17.958	52.071	22	21.573	44.454	22	23.499	42.847	19	27.140	46.944
22	13.749	1:00.853	22	18.089	46.666	72	27.959	50.971	72	37.955	50.917			

**SEMSEC Open Single Seater Championship**  
**RACE 6 - LAP CHART**

Lap 6			Lap 7			Lap 8			Lap 9			Lap 10		
No	Behind	Laptime	No	Behind	Laptime	No	Behind	Laptime	No	Behind	Laptime	No	Behind	Laptime
18		41.407	18		41.535	18		41.291	18		41.669	18		41.947
37	5.083	41.877	37	5.354	41.806	37	5.487	41.424	19	1 LAP	47.193	37	4.800	41.571
7	6.421	42.401	7	6.992	42.106	7	7.868	42.167	37	5.176	41.358	19	1 LAP	46.780
72	1 LAP	51.023	11	13.002	43.655	11	15.655	43.944	7	8.428	42.229	7	8.743	42.262
11	10.882	43.363	72	1 LAP	51.166	72	1 LAP	51.180	11	17.145	43.159	11	18.347	43.149
22	28.588	44.556	22	30.353	43.300				72	1 LAP	51.650			
19	32.586	46.853	19	37.808	46.757									

**SEMSEC Open Single Seater Championship**  
**RACE 6 - LAP CHART**

Lap 11			Lap 12			Lap 13			Lap 14			Lap 15		
No	Behind	Laptime	No	Behind	Laptime	No	Behind	Laptime	No	Behind	Laptime	No	Behind	Laptime
18		41.871	18		41.719	18		41.889	18		41.739	18		42.515
72	2 LAPS	52.088	37	4.268	41.501	37	3.718	41.339	37	3.152	41.173	37	2.585	41.948
37	4.486	41.557	7	10.369	42.567	7	10.954	42.474	7	11.634	42.419	7	11.743	42.624
7	9.521	42.649	72	2 LAPS	51.776	19	1 LAP	47.248	11	26.599	44.058	11	27.668	43.584
19	1 LAP	47.074	19	1 LAP	46.800	11	24.280	44.460	19	1 LAP	46.951	19	1 LAP	46.533
11	19.878	43.402	11	21.709	43.550	72	2 LAPS	52.739	72	2 LAPS	53.461			

**SEMSEC Open Single Seater Championship**  
**RACE 6 - LAP CHART**

Lap 16			Lap 17			Lap 18		
No	Behind	Laptime	No	Behind	Laptime	No	Behind	Laptime
18		41.732	18		41.553	18		42.174
37	2.288	41.435	37	2.395	41.660	37	2.086	41.865
72	3 LAPS	54.385	7	14.289	42.761	7	15.106	42.991
7	13.081	43.070	72	3 LAPS	52.375	72	3 LAPS	51.761
11	29.456	43.520	11	31.490	43.587	11	32.926	43.610
19	1 LAP	46.370	19	1 LAP	46.627	19	1 LAP	46.394

**SEMSEC Sports Racing & Kit Cars with John Taylor Handicap (B)**  
**QUALIFYING RACE 3 & 9 - CLASSIFICATION**

POS	NO	CL	NAME	ENTRY	TIME	ON	LAPS	GAP	DIFF	MPH
1	20	9	Mark BURTON	Jade Trackstar	41.067	4	5			87.65
2	58	8	Charles HARVEY-KELLY	Radical SR4	42.103	3	9	1.036	1.036	85.50
3	6	9	Peter WARE	Radical Prosport/Hybusa	42.449	6	10	1.382	0.346	84.80
4	69	6	Merrick LINNETT	Caterham C500	43.815	7	10	2.748	1.366	82.16
5	8	7	Ian CONIBEAR	Westfield SEIW	44.174	8	10	3.107	0.359	81.49
6	31	6	Paul GIBB	Caterham HPC	44.330	18	18	3.263	0.156	81.20
7	9	6	Bruce WILSON	Caterham CSR Superlight	44.921	13	17	3.854	0.591	80.13
8	32	6	Steve GARNER	Westfield Megabusa	45.491	5	7	4.424	0.570	79.13
9	72	5	Scott MAKIN	Sylva Riot	45.521	3	7	4.454	0.030	79.08
10	2	7	Bill HAILSTONE	Caterham C400	45.786	15	16	4.719	0.265	78.62
11	82	6	Adam WARREN	Caterham Seven	45.824	5	19	4.757	0.038	78.55
12	50	6	Nick COLE	Caterham Roadsport	46.102	13	13	5.035	0.278	78.08
13	37	5	Graham EWINGS	Caterham Roadsport A	46.217	7	10	5.150	0.115	77.89
14	45	5	Andy BOURN	Caterham Roadsport	46.288	6	10	5.221	0.071	77.77
15	38	7	Mark BISHOP	Caterham Seven	47.001	14	18	5.934	0.713	76.59
16	3	9	Ferris COWPER	Global GT Light	47.022	5	9	5.955	0.021	76.55
17	68	7	Matthew WALSH	Westfield Megablade	49.555	3	6	8.488	2.533	72.64

Weather / Track : Sunny / Dry

These results are provisional until the conclusion of any judicial and technical matters.

Lydden Hill  
 Circuit Length = 1.0000 miles  
 Start: 12:49 End: 13:11

Clerk of Course :		Timekeeper :
-------------------	--	--------------

# SEMSEC Sports Racing & Kit Cars with John Taylor Handicap (B)

## QUALIFYING RACE 3 & 9 - LAP ANALYSIS

<b>2</b>	<b>Bill HAILSTONE</b>						<b>7</b>	<b>Caterham C400</b>					
1 -	52.264		+ 6.478	12:50:53.190	9 -	49.038		+ 3.252	13:05:28.661				
2 -	49.992		+ 4.206	12:51:43.182	10 -	50.231		+ 4.445	13:06:18.892				
3 -	46.879		+ 1.093	12:52:30.061	11 -	51.081		+ 5.295	13:07:09.973				
4 -	47.904		+ 2.118	12:53:17.965	12 -	46.406		+ 0.620	13:07:56.379				
5 -	2:51.731		+ 2:05.945	12:56:09.696	13 -	45.938		+ 0.152	13:08:42.317				
6 -	48.404		+ 2.618	12:56:58.100	14 -	46.102		+ 0.316	13:09:28.419				
7 -	48.771		+ 2.985	12:57:46.871	15 -	<b>45.786</b>			<b>13:10:14.205</b>				
8 -	6:52.752		+ 6:06.966	13:04:39.623	16 -	45.822		+ 0.036	13:11:00.027				
<b>3</b>	<b>Ferris COWPER</b>						<b>9</b>	<b>Global GT Light</b>					
1 -	53.397		+ 6.375	12:50:56.848	6 -	47.527		+ 0.505	12:55:00.755				
2 -	47.965		+ 0.943	12:51:44.813	7 -	48.094		+ 1.072	12:55:48.849				
3 -	47.836		+ 0.814	12:52:32.649	8 -	47.612		+ 0.590	12:56:36.461				
4 -	53.557		+ 6.535	12:53:26.206	9 -	48.477		+ 1.455	12:57:24.938				
5 -	<b>47.022</b>			<b>12:54:13.228</b>									
<b>6</b>	<b>Peter WARE</b>						<b>9</b>	<b>Radical Prosport/Hybusa</b>					
1 -	47.576		+ 5.127	12:50:46.185	6 -	<b>42.449</b>			<b>12:54:22.492</b>				
2 -	43.505		+ 1.056	12:51:29.690	7 -	42.624		+ 0.175	12:55:05.116				
3 -	43.212		+ 0.763	12:52:12.902	8 -	42.917		+ 0.468	12:55:48.033				
4 -	42.931		+ 0.482	12:52:55.833	9 -	42.927		+ 0.478	12:56:30.960				
5 -	44.210		+ 1.761	12:53:40.043	10 -	44.463		+ 2.014	12:57:15.423				
<b>8</b>	<b>Ian CONIBEAR</b>						<b>7</b>	<b>Westfield SEiW</b>					
1 -	54.070		+ 9.896	12:50:56.323	6 -	50.557		+ 6.383	12:54:59.437				
2 -	47.805		+ 3.631	12:51:44.128	7 -	45.024		+ 0.850	12:55:44.461				
3 -	47.672		+ 3.498	12:52:31.800	8 -	<b>44.174</b>			<b>12:56:28.635</b>				
4 -	49.165		+ 4.991	12:53:20.965	9 -	52.056		+ 7.882	12:57:20.691				
5 -	47.915		+ 3.741	12:54:08.880	10 -	4:39.428		+ 3:55.254	13:02:00.119				
<b>9</b>	<b>Bruce WILSON</b>						<b>6</b>	<b>Caterham CSR Superlight</b>					
1 -	54.908		+ 9.987	12:51:10.038	10 -	4:44.739		+ 3:59.818	13:02:09.013				
2 -	52.239		+ 7.318	12:52:02.277	11 -	2:28.338		+ 1:43.417	13:04:37.351				
3 -	46.444		+ 1.523	12:52:48.721	12 -	46.529		+ 1.608	13:05:23.880				
4 -	46.286		+ 1.365	12:53:35.007	13 -	<b>44.921</b>			<b>13:06:08.801</b>				
5 -	45.524		+ 0.603	12:54:20.531	14 -	45.337		+ 0.416	13:06:54.138				
6 -	46.910		+ 1.989	12:55:07.441	15 -	45.083		+ 0.162	13:07:39.221				
7 -	45.317		+ 0.396	12:55:52.758	16 -	45.332		+ 0.411	13:08:24.553				
8 -	45.315		+ 0.394	12:56:38.073	17 -	45.401		+ 0.480	13:09:09.954				
9 -	46.201		+ 1.280	12:57:24.274									
<b>20</b>	<b>Mark BURTON</b>						<b>9</b>	<b>Jade Trackstar</b>					
1 -	49.500		+ 8.433	12:50:51.973	4 -	<b>41.067</b>			<b>12:52:59.652</b>				
2 -	43.980		+ 2.913	12:51:35.953	5 -	41.128		+ 0.061	12:53:40.780				
3 -	42.632		+ 1.565	12:52:18.585									
<b>31</b>	<b>Paul GIBB</b>						<b>6</b>	<b>Caterham HPC</b>					
1 -	48.470		+ 4.140	12:50:47.735	10 -	44.604		+ 0.274	12:57:35.392				
2 -	46.621		+ 2.291	12:51:34.356	11 -	7:10.617		+ 6:26.287	13:04:46.009				
3 -	45.759		+ 1.429	12:52:20.115	12 -	45.646		+ 1.316	13:05:31.655				
4 -	44.869		+ 0.539	12:53:04.984	13 -	44.926		+ 0.596	13:06:16.581				
5 -	44.830		+ 0.500	12:53:49.814	14 -	44.567		+ 0.237	13:07:01.148				
6 -	45.291		+ 0.961	12:54:35.105	15 -	44.367		+ 0.037	13:07:45.515				
7 -	45.875		+ 1.545	12:55:20.980	16 -	44.818		+ 0.488	13:08:30.333				
8 -	45.170		+ 0.840	12:56:06.150	17 -	44.377		+ 0.047	13:09:14.710				
9 -	44.638		+ 0.308	12:56:50.788	18 -	<b>44.330</b>			<b>13:09:59.040</b>				
<b>32</b>	<b>Steve GARNER</b>						<b>6</b>	<b>Westfield Megabusa</b>					
1 -	51.887		+ 6.396	12:50:46.832	5 -	<b>45.491</b>			<b>12:53:53.203</b>				
2 -	47.327		+ 1.836	12:51:34.159	6 -	45.529		+ 0.038	12:54:38.732				
3 -	47.881		+ 2.390	12:52:22.040	7 -	46.089		+ 0.598	12:55:24.821				
4 -	45.672		+ 0.181	12:53:07.712									

Lydden Hill  
 Circuit Length = 1.0000 miles  
 Start: 12:49 End: 13:11

Weather / Track : Sunny / Dry

## SEMSEC Sports Racing & Kit Cars with John Taylor Handicap (B)

### QUALIFYING RACE 3 & 9 - LAP ANALYSIS

<b>37</b>	<b>Graham EWINGS</b>		5 Caterham Roadsport A				
1 -	52.049	+ 5.832	12:50:53.573	6 -	47.047	+ 0.830	12:54:52.310
2 -	49.043	+ 2.826	12:51:42.616	7 -	<b>46.217</b>		<b>12:55:38.527</b>
3 -	47.256	+ 1.039	12:52:29.872	8 -	47.023	+ 0.806	12:56:25.550
4 -	48.490	+ 2.273	12:53:18.362	9 -	48.570	+ 2.353	12:57:14.120
5 -	46.901	+ 0.684	12:54:05.263	10 -	4:41.005	+ 3:54.788	13:01:55.125
<b>38</b>	<b>Mark BISHOP</b>		7 Caterham Seven				
1 -	56.842	+ 9.841	12:51:05.829	10 -	2:33.348	+ 1:46.347	13:04:30.948
2 -	53.490	+ 6.489	12:51:59.319	11 -	49.400	+ 2.399	13:05:20.348
3 -	54.073	+ 7.072	12:52:53.392	12 -	48.428	+ 1.427	13:06:08.776
4 -	51.147	+ 4.146	12:53:44.539	13 -	47.769	+ 0.768	13:06:56.545
5 -	50.349	+ 3.348	12:54:34.888	14 -	<b>47.001</b>		<b>13:07:43.546</b>
6 -	51.994	+ 4.993	12:55:26.882	15 -	48.080	+ 1.079	13:08:31.626
7 -	51.289	+ 4.288	12:56:18.171	16 -	48.345	+ 1.344	13:09:19.971
8 -	57.218	+ 10.217	12:57:15.389	17 -	48.111	+ 1.110	13:10:08.082
9 -	4:42.211	+ 3:55.210	13:01:57.600	18 -	48.952	+ 1.951	13:10:57.034
<b>45</b>	<b>Andy BOURN</b>		5 Caterham Roadsport				
1 -	51.499	+ 5.211	12:50:51.925	6 -	<b>46.288</b>		<b>12:54:47.354</b>
2 -	48.905	+ 2.617	12:51:40.830	7 -	46.569	+ 0.281	12:55:33.923
3 -	46.797	+ 0.509	12:52:27.627	8 -	47.398	+ 1.110	12:56:21.321
4 -	46.789	+ 0.501	12:53:14.416	9 -	53.382	+ 7.094	12:57:14.703
5 -	46.650	+ 0.362	12:54:01.066	10 -	4:42.023	+ 3:55.735	13:01:56.726
<b>50</b>	<b>Nick COLE</b>		6 Caterham Roadsport				
1 -	56.553	+ 10.451	12:51:02.384	8 -	47.935	+ 1.833	12:56:33.320
2 -	48.457	+ 2.355	12:51:50.841	9 -	46.293	+ 0.191	12:57:19.613
3 -	46.935	+ 0.833	12:52:37.776	10 -	4:39.785	+ 3:53.683	13:01:59.398
4 -	46.327	+ 0.225	12:53:24.103	11 -	2:39.674	+ 1:53.572	13:04:39.072
5 -	46.395	+ 0.293	12:54:10.498	12 -	48.748	+ 2.646	13:05:27.820
6 -	46.152	+ 0.050	12:54:56.650	13 -	<b>46.102</b>		<b>13:06:13.922</b>
7 -	48.735	+ 2.633	12:55:45.385				
<b>58</b>	<b>Charles HARVEY-KELLY</b>		8 Radical SR4				
1 -	46.151	+ 4.048	12:50:43.217	6 -	42.674	+ 0.571	12:54:16.213
2 -	42.655	+ 0.552	12:51:25.872	7 -	43.437	+ 1.334	12:54:59.650
3 -	<b>42.103</b>		<b>12:52:07.975</b>	8 -	43.986	+ 1.883	12:55:43.636
4 -	42.738	+ 0.635	12:52:50.713	9 -	43.532	+ 1.429	12:56:27.168
5 -	42.826	+ 0.723	12:53:33.539				
<b>68</b>	<b>Matthew WALSH</b>		7 Westfield Megablade				
1 -	53.599	+ 4.044	12:50:49.733	4 -	52.622	+ 3.067	12:53:22.085
2 -	50.175	+ 0.620	12:51:39.908	5 -	50.191	+ 0.636	12:54:12.276
3 -	<b>49.555</b>		<b>12:52:29.463</b>	6 -	56.655	+ 7.100	12:55:08.931
<b>69</b>	<b>Merrick LINNETT</b>		6 Caterham C500				
1 -	54.845	+ 11.030	12:51:01.728	6 -	44.671	+ 0.856	12:54:50.285
2 -	48.434	+ 4.619	12:51:50.162	7 -	<b>43.815</b>		<b>12:55:34.100</b>
3 -	46.009	+ 2.194	12:52:36.171	8 -	44.788	+ 0.973	12:56:18.888
4 -	44.684	+ 0.869	12:53:20.855	9 -	50.556	+ 6.741	12:57:09.444
5 -	44.759	+ 0.944	12:54:05.614	10 -	4:44.937	+ 4:01.122	13:01:54.381
<b>72</b>	<b>Scott MAKIN</b>		5 Sylva Riot				
1 -	48.054	+ 2.533	12:53:30.111	5 -	46.164	+ 0.643	12:56:35.619
2 -	47.772	+ 2.251	12:54:17.883	6 -	46.182	+ 0.661	12:57:21.801
3 -	<b>45.521</b>		<b>12:55:03.404</b>	7 -	4:41.523	+ 3:56.002	13:02:03.324
4 -	46.051	+ 0.530	12:55:49.455				
<b>82</b>	<b>Adam WARREN</b>		6 Caterham Seven				
1 -	52.921	+ 7.097	12:50:57.805	11 -	2:43.561	+ 1:57.737	13:04:42.061
2 -	47.501	+ 1.677	12:51:45.306	12 -	49.218	+ 3.394	13:05:31.279
3 -	46.919	+ 1.095	12:52:32.225	13 -	46.909	+ 1.085	13:06:18.188

Lydden Hill  
Circuit Length = 1.0000 miles  
Start: 12:49 End: 13:11

Weather / Track : Sunny / Dry


# SEMSEC Sports Racing & Kit Cars with John Taylor Handicap (B)

## QUALIFYING RACE 3 & 9 - LAP ANALYSIS

4 -	47.302	+ 1.478	12:53:19.527	14 -	46.618	+ 0.794	13:07:04.806
5 -	<b>45.824</b>		<b>12:54:05.351</b>	15 -	46.725	+ 0.901	13:07:51.531
6 -	56.195	+ 10.371	12:55:01.546	16 -	46.278	+ 0.454	13:08:37.809
7 -	46.916	+ 1.092	12:55:48.462	17 -	46.009	+ 0.185	13:09:23.818
8 -	46.590	+ 0.766	12:56:35.052	18 -	45.881	+ 0.057	13:10:09.699
9 -	46.391	+ 0.567	12:57:21.443	19 -	46.281	+ 0.457	13:10:55.980
10 -	4:37.057	+ 3:51.233	13:01:58.500				

# SEMSEC Sports Racing & Kit Car Championship Race A

## RACE 3 - GRID

ROW 9	49.555 68 Matthew WALSH		
ROW 8		47.001 38 Mark BISHOP	47.022 3 Ferris COWPER
ROW 7	46.217 37 Graham EWINGS		46.288 45 Andy BOURN
ROW 6		45.824 82 Adam WARREN	46.102 50 Nick COLE
ROW 5	45.521 72 Scott MAKIN		45.786 2 Bill HAILSTONE
ROW 4		44.921 9 Bruce WILSON	45.491 32 Steve GARNER
ROW 3	44.174 8 Ian CONIBEAR		44.330 31 Paul GIBB
ROW 2		42.449 6 Peter WARE	43.815 69 Merrick LINNETT
ROW 1	41.067 20 Mark BURTON		42.103 58 Charles HARVEY-KELLY
<b>Pole</b>			
			

Lydden Hill  
Circuit Length = 1.0000 miles

**These results are provisional until the conclusion of any judicial and technical matters.**

Clerk of Course :		Timekeeper :
-------------------	--	--------------

# SEMSEC Sports Racing & Kit Car Championship Race A

## RACE 3 - CLASSIFICATION

POS	NO	CL	NAME	ENTRY	LAPS	TIME	GAP	DIFF	MPH	BEST	ON
1	20	9	Mark BURTON	Jade Trackstar	15	10:45.539			83.64	41.348	4
2	6	9	Peter WARE	Radical Prosport/Hybusa	15	10:56.844	11.305	11.305	82.20	42.408	2
3	69	6	Merrick LINNETT	Caterham C500	15	11:05.502	19.963	8.658	81.13	43.240	5
4	8	7	Ian CONIBEAR	Westfield SEiW	15	11:10.530	24.991	5.028	80.53	43.144	3
5	38	7	Mark BISHOP	Caterham Seven	14	10:49.456	1 lap	1 lap	77.60	45.134	3
6	2	7	Bill HAILSTONE	Caterham C400	14	10:51.752	1 lap	2.296	77.32	45.784	2
7	50	6	Nick COLE	Caterham Roadsport	14	10:52.083	1 lap	0.331	77.28	45.742	3
8	9	6	Bruce WILSON	Caterham CSR Superlight	14	10:57.892	1 lap	5.809	76.60	45.561	5
9	37	5	Graham EWINGS	Caterham Roadsport A	14	10:59.164	1 lap	1.272	76.45	45.899	3
10	45	5	Andy BOURN	Caterham Roadsport	14	11:02.101	1 lap	2.937	76.11	46.386	5
11	3	9	Ferris COWPER	Global GT Light	14	11:20.645	1 lap	18.544	74.04	47.411	2

### NOT CLASSIFIED

DNF	32	6	Steve GARNER	Westfield Megabusa	6	4:37.670	9 laps	8 laps	77.78	45.106	3
DNF	82	6	Adam WARREN	Caterham Seven	1	59.355	14 laps	5 laps	60.65	59.355	1
DNF	58	8	Charles HARVEY-KELLY	Radical SR4	0						

### FASTEST LAP

20	9	Mark BURTON	Jade Trackstar	4	41.348	87.06 mph	140.11 kph
8	7	Ian CONIBEAR	Westfield SEiW	3	43.144	83.43 mph	134.28 kph
69	6	Merrick LINNETT	Caterham C500	5	43.240	83.25 mph	133.98 kph
37	5	Graham EWINGS	Caterham Roadsport A	3	45.899	78.43 mph	126.22 kph
58	8	Charles HARVEY-KELLY	Radical SR4	0		mph	kph

Weather / Track : Sunny / Dry

These results are provisional until the conclusion of any judicial and technical matters.

Lydden Hill  
Circuit Length = 1.0000 miles  
Start: 14:53 End: 15:04

Clerk of Course :		Timekeeper :
-------------------	--	--------------

**SEMSEC Sports Racing & Kit Car Championship Race A**  
**RACE 3 - LAP CHART**

Lap 1			Lap 2			Lap 3			Lap 4			Lap 5		
No	Behind	Laptime	No	Behind	Laptime	No	Behind	Laptime	No	Behind	Laptime	No	Behind	Laptime
20		45.845	20		41.611	20		42.393	20		41.348	20		41.648
69	1.524	47.369	6	2.728	42.408	6	2.816	42.481	6	4.314	42.846	6	5.451	42.785
6	1.931	47.776	69	3.807	43.894	69	4.795	43.381	69	6.741	43.294	69	8.333	43.240
8	3.086	48.931	8	5.215	43.740	8	5.966	43.144	8	8.816	44.198	8	10.840	43.672
32	4.283	50.128	32	8.088	45.416	32	10.801	45.106	32	14.602	45.149	32	18.581	45.627
2	5.217	51.062	2	9.390	45.784	2	12.827	45.830	2	17.748	46.269	2	21.979	45.879
9	5.632	51.477	9	9.812	45.791	9	13.247	45.828	38	18.536	46.434	38	22.149	45.261
50	6.184	52.029	38	10.709	45.843	38	13.450	45.134	9	18.979	47.080	9	22.892	45.561
38	6.477	52.322	50	11.049	46.476	50	14.398	45.742	50	19.302	46.252	50	23.496	45.842
37	7.514	53.359	37	11.845	45.942	37	15.351	45.899	37	20.267	46.264	37	25.924	47.305
45	8.398	54.243	45	13.598	46.811	45	17.761	46.556	45	23.173	46.760	45	27.911	46.386
3	9.485	55.330	3	15.285	47.411	3	21.423	48.531	3	28.029	47.954	3	34.378	47.997
82	13.510	59.355												


**SEMSEC Sports Racing & Kit Car Championship Race A**  
**RACE 3 - LAP CHART**

Lap 6			Lap 7			Lap 8			Lap 9			Lap 10		
No	Behind	Laptime	No	Behind	Laptime	No	Behind	Laptime	No	Behind	Laptime	No	Behind	Laptime
20		41.884	20		42.522	20		43.058	20		42.156	20		43.038
6	6.344	42.777	6	6.369	42.547	3	1 LAP	48.584	6	6.985	42.983	37	1 LAP	46.902
69	9.841	43.392	69	11.503	44.184	6	6.158	42.847	3	1 LAP	47.709	45	1 LAP	47.285
8	12.975	44.019	8	14.647	44.194	69	12.511	44.066	69	14.078	43.723	6	8.638	44.691
32	22.941	46.244	38	29.422	45.339	8	15.825	44.236	8	17.683	44.014	3	1 LAP	47.796
38	26.605	46.340	2	30.864	46.617	38	32.050	45.686	38	36.189	46.295	69	14.977	43.937
2	26.769	46.674	9	31.162	46.397	2	34.197	46.391	2	38.055	46.014	8	18.882	44.237
9	27.287	46.279	50	31.637	46.524	50	34.755	46.176	50	38.401	45.802	38	38.988	45.837
50	27.635	46.023	37	35.020	46.533	9	35.223	47.119	9	39.046	45.979	2	41.217	46.200
37	31.009	46.969	45	36.804	46.755	37	38.293	46.331				50	41.487	46.124
45	32.571	46.544				45	40.456	46.710						
3	40.940	48.446												

**SEMSEC Sports Racing & Kit Car Championship Race A**  
**RACE 3 - LAP CHART**

Lap 11			Lap 12			Lap 13			Lap 14			Lap 15		
No	Behind	Laptime	No	Behind	Laptime	No	Behind	Laptime	No	Behind	Laptime	No	Behind	Laptime
20		42.700	20		43.448	20		43.834	20		44.537	20		45.517
9	1 LAP	46.802	2	1 LAP	46.369	38	1 LAP	46.609	38	1 LAP	45.852	38	1 LAP	46.531
37	1 LAP	47.203	50	1 LAP	46.380	2	1 LAP	45.992	2	1 LAP	46.560	2	1 LAP	46.111
45	1 LAP	46.949	9	1 LAP	49.700	50	1 LAP	45.954	50	1 LAP	46.606	50	1 LAP	46.153
6	10.486	44.548	37	1 LAP	46.770	9	1 LAP	47.004	9	1 LAP	46.373	6	11.305	44.053
69	16.690	44.413	45	1 LAP	46.645	37	1 LAP	46.277	37	1 LAP	46.625	9	1 LAP	46.502
3	1 LAP	48.498	6	10.898	43.860	6	12.267	45.203	6	12.769	45.039	37	1 LAP	46.785
8	20.315	44.133	69	17.556	44.314	45	1 LAP	46.926	45	1 LAP	46.802	45	1 LAP	46.729
38	42.261	45.973	8	24.490	47.623	69	17.987	44.265	69	18.775	45.325	69	19.963	46.705
			3	1 LAP	48.744	8	25.221	44.565	8	25.545	44.861	8	24.991	44.963
						3	1 LAP	47.542	3	1 LAP	48.622	3	1 LAP	47.481

**SEMSEC Sports Racing & Kit Car Championship Race B**  
**RACE 5 - GRID**

ROW 7	82 Adam WARREN	58 Charles HARVEY-KELLY
ROW 6	3 Ferris COWPER	32 Steve GARNER
ROW 5	37 Graham EWINGS	45 Andy BOURN
ROW 4	50 Nick COLE	9 Bruce WILSON
ROW 3	38 Mark BISHOP	2 Bill HAILSTONE
ROW 2	69 Merrick LINNETT	8 Ian CONIBEAR
ROW 1	20 Mark BURTON	6 Peter WARE
<b>Pole</b>		
		

Lydden Hill  
Circuit Length = 1.0000 miles

**These results are provisional until the conclusion of any judicial and technical matters.**

Clerk of Course :		Timekeeper :
-------------------	--	--------------

# SEMSEC Sports Racing & Kit Car Championship Race B

## RACE 5 - CLASSIFICATION

POS	NO	CL	NAME	ENTRY	LAPS	TIME	GAP	DIFF	MPH	BEST	ON
1	20	9	Mark BURTON	Jade Trackstar	15	10:41.004			84.24	41.069	12
2	6	9	Peter WARE	Radical Prosport/Hybusa	15	10:51.591	10.587	10.587	82.87	42.133	3
3	58	8	Charles HARVEY-KELLY	Radical SR4	15	10:58.933	17.929	7.342	81.94	42.402	6
4	69	6	Merrick LINNETT	Caterham C500	15	11:17.403	36.399	18.470	79.71	43.479	3
5	38	7	Mark BISHOP	Caterham Seven	14	10:42.497	1 lap	1 lap	78.44	45.067	3
6	9	6	Bruce WILSON	Caterham CSR Superlight	14	10:42.887	1 lap	0.390	78.39	45.074	10
7	50	6	Nick COLE	Caterham Roadsport	14	10:53.713	1 lap	10.826	77.09	45.434	4
8	45	5	Andy BOURN	Caterham Roadsport	14	11:03.177	1 lap	9.464	75.99	46.358	9
9	3	9	Ferris COWPER	Global GT Light	14	11:19.206	1 lap	16.029	74.20	46.923	3
10	72	5	Scott MAKIN	Sylva Riot	14	11:19.235	1 lap	0.029	74.19	45.296	4
11	37	5	Graham EWINGS	Caterham Roadsport A	14	11:19.870	1 lap	0.635	74.12	46.666	9

### NOT CLASSIFIED

DNF	32	6	Steve GARNER	Westfield Megabusa	4	3:10.397	11 laps	10 laps	75.62	45.451	4
DNF	8	7	Ian CONIBEAR	Westfield SEiW	2	1:44.703	13 laps	2 laps	68.76	46.124	2
DNF	31	6	Paul GIBB	Caterham HPC	1	51.754	14 laps	1 lap	69.55	51.754	1
DNF	2	7	Bill HAILSTONE	Caterham C400	0						

### FASTEST LAP

20	9	Mark BURTON	Jade Trackstar	12	41.069	87.65 mph	141.06 kph
58	8	Charles HARVEY-KELLY	Radical SR4	6	42.402	84.89 mph	136.63 kph
69	6	Merrick LINNETT	Caterham C500	3	43.479	82.79 mph	133.24 kph
38	7	Mark BISHOP	Caterham Seven	3	45.067	79.87 mph	128.55 kph
72	5	Scott MAKIN	Sylva Riot	4	45.296	79.47 mph	127.90 kph

Car No 8 - 10 second penalty - G62 & G63 - False Start.

Weather / Track : Sunny / Dry

These results are provisional until the conclusion of any judicial and technical matters.

Lydden Hill  
Circuit Length = 1.0000 miles  
Start: 15:37 End: 15:49

Clerk of Course :		Timekeeper :
-------------------	--	--------------

**SEMSEC Sports Racing & Kit Car Championship Race B**  
**RACE 5 - LAP CHART**

Lap 1			Lap 2			Lap 3			Lap 4			Lap 5		
No	Behind	Laptime	No	Behind	Laptime	No	Behind	Laptime	No	Behind	Laptime	No	Behind	Laptime
20		44.630	20		41.738	20		42.395	20		43.490	20		42.373
69	3.795	48.425	6	5.541	42.947	6	5.279	42.133	6	4.057	42.268	72	1 LAP	45.296
8	3.949	48.579	69	6.293	44.236	69	7.377	43.479	69	7.706	43.819	6	4.547	42.863
6	4.332	48.962	8	8.335	46.124	58	8.987	42.984	58	8.167	42.670	69	9.142	43.809
38	5.152	49.782	58	8.398	44.182	38	11.844	45.067	38	13.708	45.354	58	9.318	43.524
58	5.954	50.584	38	9.172	45.758	9	13.537	45.367	9	15.330	45.283	38	16.470	45.135
9	6.477	51.107	9	10.565	45.826	32	16.183	45.863	32	18.144	45.451	9	18.183	45.226
32	6.701	51.331	32	12.715	47.752	50	17.023	45.659	50	18.967	45.434	50	22.128	45.534
31	7.124	51.754	50	13.759	46.364	45	18.693	46.592	45	22.049	46.846	45	26.393	46.717
45	9.013	53.643	45	14.496	47.221	3	21.279	46.923	3	27.045	49.256	3	32.393	47.721
50	9.133	53.763	3	16.751	48.643	37	32.631	50.775	37	36.678	47.537	37	41.611	47.306
3	9.846	54.476	37	24.251	46.763	72	43.431	45.501						
37	19.226	1:03.856	72	40.325	45.804									
72	36.259	1:20.889												

**SEMSEC Sports Racing & Kit Car Championship Race B**  
**RACE 5 - LAP CHART**

Lap 6			Lap 7			Lap 8			Lap 9			Lap 10		
No	Behind	Laptime	No	Behind	Laptime	No	Behind	Laptime	No	Behind	Laptime	No	Behind	Laptime
20		43.625	20		43.176	20		42.322	20		42.825	20		42.275
6	3.609	42.687	37	1 LAP	47.208	6	3.327	42.902	6	2.707	42.205	6	3.101	42.669
72	1 LAP	46.628	6	2.747	42.314	37	1 LAP	46.971	3	1 LAP	48.073	3	1 LAP	47.729
58	8.095	42.402	58	8.167	43.248	58	8.556	42.711	58	8.527	42.796	58	9.110	42.858
69	10.078	44.561	72	1 LAP	47.008	69	13.068	43.787	37	1 LAP	47.178	37	1 LAP	46.666
38	18.607	45.762	69	11.603	44.701	72	1 LAP	46.635	69	14.867	44.624	69	18.151	45.559
9	20.258	45.700	38	20.743	45.312	38	24.125	45.704	72	1 LAP	45.574	72	1 LAP	45.515
50	24.500	45.997	9	22.622	45.540	9	25.796	45.496	38	26.675	45.375	38	29.839	45.439
45	29.610	46.842	50	27.173	45.849	50	31.280	46.429	9	28.358	45.387	9	31.157	45.074
3	36.329	47.561	45	33.505	47.071	45	37.891	46.708	50	34.475	46.020	50	38.092	45.892
			3	40.400	47.247				45	41.424	46.358			

**SEMSEC Sports Racing & Kit Car Championship Race B**  
**RACE 5 - LAP CHART**

Lap 11			Lap 12			Lap 13			Lap 14			Lap 15		
No	Behind	Laptime	No	Behind	Laptime	No	Behind	Laptime	No	Behind	Laptime	No	Behind	Laptime
20		44.152	20		41.069	20		41.627	20		41.276	20		44.031
6	1.248	42.299	6	2.551	42.372	50	1 LAP	47.446	50	1 LAP	46.526	38	1 LAP	46.684
45	1 LAP	47.832	45	1 LAP	46.894	6	7.420	46.496	6	11.046	44.902	9	1 LAP	46.445
58	8.090	43.132	58	9.772	42.751	58	11.126	42.981	58	14.177	44.327	6	10.587	43.572
3	1 LAP	49.032	3	1 LAP	48.540	45	1 LAP	46.979	45	1 LAP	46.839	50	1 LAP	47.009
37	1 LAP	46.821	69	23.324	45.046	69	27.156	45.459	69	32.587	46.707	58	17.929	47.783
69	19.347	45.348	37	1 LAP	47.998	3	1 LAP	48.235	3	1 LAP	48.187	45	1 LAP	46.635
72	1 LAP	45.747	72	1 LAP	45.822	37	1 LAP	46.952	72	1 LAP	46.378	69	36.399	47.843
38	31.347	45.660	38	36.034	45.756	72	1 LAP	45.911	37	1 LAP	47.071	3	1 LAP	47.583
9	32.185	45.180	9	36.665	45.549	38	40.116	45.709				72	1 LAP	46.527
50	39.731	45.791				9	40.745	45.707				37	1 LAP	46.768

**South East Sports & Saloon Car Challenge / Intermediate Kit Car Challenge**  
**QUALIFYING RACE 7 - CLASSIFICATION**

POS	NO	CL	NAME	ENTRY	TIME	ON	LAPS	GAP	DIFF	MPH
1	20	A	Mark BURTON	Jade Trackstar	40.663	3	4			88.53
2	58	B	Charles HARVEY-KELLY	Radical SR4	42.425	3	8	1.762	1.762	84.85
3	69	D	Merrick LINNETT	Caterham C500	42.978	7	13	2.315	0.553	83.76
4	8	D	Ian CONIBEAR	Westfield SEIW	44.323	6	6	3.660	1.345	81.21
5	38	D	Mark BISHOP	Caterham Seven	44.676	5	10	4.013	0.353	80.57
6	9	D	Bruce WILSON	Caterham CSR Superlight	44.808	3	10	4.145	0.132	80.34
7	32	D	Steve GARNER	Westfield Megabusa	45.470	3	4	4.807	0.662	79.17
8	50	D	Nick COLE	Caterham Roadsport	45.860	9	10	5.197	0.390	78.49
9	3	C	Laura COWPER	Global GT Light	48.242	5	14	7.579	2.382	74.62

Weather / Track : Sunny / Dry

These results are provisional until the conclusion of any judicial and technical matters.

Lydden Hill  
 Circuit Length = 1.0000 miles  
 Start: 13:28 End: 13:40

Clerk of Course :		Timekeeper :
-------------------	--	--------------


## South East Sports & Saloon Car Challenge / Intermediate Kit Car Challenge

### QUALIFYING RACE 7 - LAP ANALYSIS

<b>3</b>	<b>Laura COWPER</b>		C Global GT Light				
1 -	53.986	+ 5.744	13:29:11.934	8 -	49.317	+ 1.075	13:35:00.041
2 -	51.626	+ 3.384	13:30:03.560	9 -	48.827	+ 0.585	13:35:48.868
3 -	50.370	+ 2.128	13:30:53.930	10 -	50.949	+ 2.707	13:36:39.817
4 -	49.458	+ 1.216	13:31:43.388	11 -	50.672	+ 2.430	13:37:30.489
5 -	<b>48.242</b>		<b>13:32:31.630</b>	12 -	49.747	+ 1.505	13:38:20.236
6 -	49.172	+ 0.930	13:33:20.802	13 -	50.403	+ 2.161	13:39:10.639
7 -	49.922	+ 1.680	13:34:10.724	14 -	53.288	+ 5.046	13:40:03.927
<b>8</b>	<b>Ian CONIBEAR</b>		D Westfield SEIW				
1 -	49.502	+ 5.179	13:29:10.480	4 -	44.463	+ 0.140	13:31:24.420
2 -	44.854	+ 0.531	13:29:55.334	5 -	44.555	+ 0.232	13:32:08.975
3 -	44.623	+ 0.300	13:30:39.957	6 -	<b>44.323</b>		<b>13:32:53.298</b>
<b>9</b>	<b>Bruce WILSON</b>		D Caterham CSR Superlight				
1 -	50.984	+ 6.176	13:29:50.625	6 -	44.920	+ 0.112	13:33:36.415
2 -	45.561	+ 0.753	13:30:36.186	7 -	45.017	+ 0.209	13:34:21.432
3 -	<b>44.808</b>		<b>13:31:20.994</b>	8 -	1:52.422	+ 1:07.614	13:36:13.854
4 -	45.615	+ 0.807	13:32:06.609	9 -	46.453	+ 1.645	13:37:00.307
5 -	44.886	+ 0.078	13:32:51.495	10 -	44.915	+ 0.107	13:37:45.222
<b>20</b>	<b>Mark BURTON</b>		A Jade Trackstar				
1 -	49.411	+ 8.748	13:29:02.905	3 -	<b>40.663</b>		<b>13:30:26.629</b>
2 -	43.061	+ 2.398	13:29:45.966	4 -	40.713	+ 0.050	13:31:07.342
<b>32</b>	<b>Steve GARNER</b>		D Westfield Megabusa				
1 -	50.455	+ 4.985	13:29:07.368	3 -	<b>45.470</b>		<b>13:30:39.418</b>
2 -	46.580	+ 1.110	13:29:53.948	4 -	45.792	+ 0.322	13:31:25.210
<b>38</b>	<b>Mark BISHOP</b>		D Caterham Seven				
1 -	48.396	+ 3.720	13:29:23.628	6 -	44.686	+ 0.010	13:33:09.677
2 -	45.314	+ 0.638	13:30:08.942	7 -	45.111	+ 0.435	13:33:54.788
3 -	45.518	+ 0.842	13:30:54.460	8 -	45.263	+ 0.587	13:34:40.051
4 -	45.855	+ 1.179	13:31:40.315	9 -	44.763	+ 0.087	13:35:24.814
5 -	<b>44.676</b>		<b>13:32:24.991</b>	10 -	45.298	+ 0.622	13:36:10.112
<b>50</b>	<b>Nick COLE</b>		D Caterham Roadsport				
1 -	50.260	+ 4.400	13:30:21.738	6 -	47.010	+ 1.150	13:34:16.983
2 -	47.316	+ 1.456	13:31:09.054	7 -	46.790	+ 0.930	13:35:03.773
3 -	47.203	+ 1.343	13:31:56.257	8 -	46.195	+ 0.335	13:35:49.968
4 -	46.973	+ 1.113	13:32:43.230	9 -	<b>45.860</b>		<b>13:36:35.828</b>
5 -	46.743	+ 0.883	13:33:29.973	10 -	45.965	+ 0.105	13:37:21.793
<b>58</b>	<b>Charles HARVEY-KELLY</b>		B Radical SR4				
1 -	50.034	+ 7.609	13:29:04.359	5 -	43.227	+ 0.802	13:31:56.062
2 -	43.373	+ 0.948	13:29:47.732	6 -	42.562	+ 0.137	13:32:38.624
3 -	<b>42.425</b>		<b>13:30:30.157</b>	7 -	42.747	+ 0.322	13:33:21.371
4 -	42.678	+ 0.253	13:31:12.835	8 -	42.788	+ 0.363	13:34:04.159
<b>69</b>	<b>Merrick LINNETT</b>		D Caterham C500				
1 -	50.449	+ 7.471	13:29:06.828	8 -	43.550	+ 0.572	13:34:14.991
2 -	46.629	+ 3.651	13:29:53.457	9 -	43.745	+ 0.767	13:34:58.736
3 -	44.709	+ 1.731	13:30:38.166	10 -	43.714	+ 0.736	13:35:42.450
4 -	43.620	+ 0.642	13:31:21.786	11 -	49.517	+ 6.539	13:36:31.967
5 -	43.456	+ 0.478	13:32:05.242	12 -	45.055	+ 2.077	13:37:17.022
6 -	43.221	+ 0.243	13:32:48.463	13 -	43.546	+ 0.568	13:38:00.568
7 -	<b>42.978</b>		<b>13:33:31.441</b>				

Weather / Track : Sunny / Dry

**South East Sports & Saloon Car Challenge / Intermediate Kit Car Challenge**  
**RACE 7 - GRID**

ROW 5	48.242 3   Laura COWPER		
ROW 4		45.470 32   Steve GARNER	45.860 50   Nick COLE
ROW 3	44.676 38   Mark BISHOP		44.808 9   Bruce WILSON
ROW 2		42.978 69   Merrick LINNETT	44.323 8   Ian CONIBEAR
ROW 1	40.663 20   Mark BURTON		42.425 58   Charles HARVEY-KELLY
<b>Pole</b>			
			

Lydden Hill  
 Circuit Length = 1.0000 miles

**These results are provisional until the conclusion of any judicial and technical matters.**

Clerk of Course :		Timekeeper :
-------------------	--	--------------

# South East Sports & Saloon Car Challenge / Intermediate Kit Car Challenge

## RACE 7 - CLASSIFICATION

POS	NO	CL	NAME	ENTRY	LAPS	TIME	GAP	DIFF	MPH	BEST	ON
1	20	A	Mark BURTON	Jade Trackstar	15	10:23.893			86.55	40.457	5
2	58	B	Charles HARVEY-KELLY	Radical SR4	15	10:53.480	29.587	29.587	82.63	42.833	11
3	69	D	Merrick LINNETT	Caterham C500	14	10:32.286	1 lap	1 lap	79.70	44.056	7
4	9	D	Bruce WILSON	Caterham CSR Superlight	14	10:36.780	1 lap	4.494	79.14	44.766	5
5	38	D	Mark BISHOP	Caterham Seven	14	10:47.806	1 lap	11.026	77.79	44.826	3
6	50	D	Nick COLE	Caterham Roadsport	14	10:54.945	1 lap	7.139	76.95	45.787	2
7	3	C	Laura COWPER	Global GT Light	13	11:02.428	2 laps	1 lap	70.64	50.046	13
NOT CLASSIFIED											
DNF	32	D	Steve GARNER	Westfield Megabusa	4	3:08.919	11 laps	9 laps	76.22	45.828	4
FASTEST LAP											
20	A	Mark BURTON	Jade Trackstar	5	40.457	88.98 mph	143.20 kph				
58	B	Charles HARVEY-KELLY	Radical SR4	11	42.833	84.04 mph	135.25 kph				
69	D	Merrick LINNETT	Caterham C500	7	44.056	81.71 mph	131.50 kph				
3	C	Laura COWPER	Global GT Light	13	50.046	71.93 mph	115.76 kph				

Weather / Track : Sunny / Dry

These results are provisional until the conclusion of any judicial and technical matters.

Lydden Hill  
 Circuit Length = 1.0000 miles  
 Start: 16:21 End: 16:33

Clerk of Course :		Timekeeper :
-------------------	--	--------------

# South East Sports & Saloon Car Challenge / Intermediate Kit Car Challenge

## RACE 7 - LAP CHART

Lap 1			Lap 2			Lap 3			Lap 4			Lap 5		
No	Behind	Laptime	No	Behind	Laptime	No	Behind	Laptime	No	Behind	Laptime	No	Behind	Laptime
20		45.423	20		40.846	20		40.597	20		40.811	20		40.457
58	1.861	47.284	58	3.929	42.914	58	6.878	43.546	58	9.349	43.282	58	11.892	43.000
69	3.271	48.694	69	6.513	44.088	69	10.325	44.409	69	13.815	44.301	69	17.638	44.280
9	4.679	50.102	9	9.199	45.366	9	13.497	44.895	9	17.531	44.845	9	21.840	44.766
38	4.787	50.210	38	9.564	45.623	38	13.793	44.826	38	18.035	45.053	38	22.790	45.212
32	5.721	51.144	32	10.865	45.990	32	16.225	45.957	32	21.242	45.828	50	27.494	46.303
50	6.293	51.716	50	11.234	45.787	50	16.450	45.813	50	21.648	46.009			
3	10.500	55.923	3	20.011	50.357	3	30.422	51.008	3	39.743	50.132			

# South East Sports & Saloon Car Challenge / Intermediate Kit Car Challenge

## RACE 7 - LAP CHART

Lap 6			Lap 7			Lap 8			Lap 9			Lap 10		
No	Behind	Laptime	No	Behind	Laptime	No	Behind	Laptime	No	Behind	Laptime	No	Behind	Laptime
20		41.459	20		41.179	20		40.992	20		41.435	20		41.038
3	1 LAP	50.383	58	15.985	43.442	58	18.150	43.157	50	1 LAP	48.245	50	1 LAP	46.306
58	13.722	43.289	3	1 LAP	50.476	69	27.040	44.562	58	19.841	43.126	58	22.279	43.476
69	20.593	44.414	69	23.470	44.056	3	1 LAP	50.566	69	30.585	44.980	69	34.031	44.484
9	25.435	45.054	9	29.043	44.787	9	33.128	45.077	3	1 LAP	50.289	9	41.422	45.654
38	26.159	44.828	38	30.366	45.386	38	34.580	45.206	9	36.806	45.113			
50	32.062	46.027	50	37.288	46.405				38	38.039	44.894			

# South East Sports & Saloon Car Challenge / Intermediate Kit Car Challenge

## RACE 7 - LAP CHART

Lap 11			Lap 12			Lap 13			Lap 14			Lap 15		
No	Behind	Laptime	No	Behind	Laptime	No	Behind	Laptime	No	Behind	Laptime	No	Behind	Laptime
20		42.771	20		41.811	20		40.982	20		41.837	20		42.255
38	1 LAP	45.775	9	1 LAP	45.749	9	1 LAP	45.082	69	1 LAP	45.601	69	1 LAP	47.920
3	2 LAPS	52.293	38	1 LAP	45.337	38	1 LAP	45.402	9	1 LAP	45.141	9	1 LAP	45.149
50	1 LAP	46.339	3	2 LAPS	50.104	50	1 LAP	46.680	38	1 LAP	46.566	38	1 LAP	53.488
58	22.341	42.833	50	1 LAP	46.044	3	2 LAPS	50.585	50	1 LAP	46.204	58	29.587	44.367
69	36.565	45.305	58	23.589	43.059	58	25.548	42.941	58	27.475	43.764	50	1 LAP	47.067
			69	39.946	45.192				3	2 LAPS	50.266	3	2 LAPS	50.046

# John Taylor Handicap (Cat A)

## RACE 8 - CLASSIFICATION

POS	NO	CL	NAME	ENTRY	LAPS	TIME	GAP	DIFF	MPH	BEST	ON
1	24	A	<b>Simon LETTS</b>	BMW E30M3	12	9:50.530			73.15	50.871	6
2	96	A	<b>Nigel CRAIG</b>	Ford Escort RS2000	12	9:51.557	1.027	1.027	73.02	47.365	10
3	41	A	<b>Kieron LEHANE</b>	Ford Fiesta	12	9:55.236	4.706	3.679	72.57	53.461	10
4	29	A	<b>Joanne GORDON</b>	Ford Fiesta XR2	12	9:55.544	5.014	0.308	72.53	50.594	8
5	70	A	<b>Tony SKELTON</b>	Renault Clio	12	9:55.716	5.186	0.172	72.51	48.377	2
6	4	A	<b>Paul RICHARDSON</b>	Ginetta G20	12	10:08.078	17.548	12.362	71.04	51.418	9
7	15	A	<b>Barry DREGHORN</b>	Alfa Romeo Alfasud Sprint	12	10:09.220	18.690	1.142	70.90	53.019	10
FASTEST LAP											
96	A		<b>Nigel CRAIG</b>	Ford Escort RS2000	10	47.365			76.00 mph	122.31 kph	

Weather / Track : Sunny / Dry  
 These results are provisional until the conclusion of any judicial and technical matters.

Lydden Hill  
 Circuit Length = 1.0000 miles  
 Start: 16:47 End: 16:57

Clerk of Course :		Timekeeper :
-------------------	--	--------------

# John Taylor Handicap (Cat A)

## RACE 8 - LAP ANALYSIS

<b>4</b>	<b>Paul RICHARDSON</b>		<b>A Ginetta G20</b>				
1 -	1:27.074	+ 35.656	16:48:58.544	7 -	52.333	+ 0.915	16:54:12.887
2 -	51.992	+ 0.574	16:49:50.536	8 -	52.023	+ 0.605	16:55:04.910
3 -	52.768	+ 1.350	16:50:43.304	9 -	<b>51.418</b>		<b>16:55:56.328</b>
4 -	53.065	+ 1.647	16:51:36.369	10 -	51.453	+ 0.035	16:56:47.781
5 -	52.128	+ 0.710	16:52:28.497	11 -	51.767	+ 0.349	16:57:39.548
6 -	52.057	+ 0.639	16:53:20.554				
<b>15</b>	<b>Barry DREGHORN</b>		<b>A Alfa Romeo Alfasud Sprint</b>				
1 -	1:08.059	+ 15.040	16:48:39.529	7 -	54.426	+ 1.407	16:54:06.753
2 -	56.079	+ 3.060	16:49:35.608	8 -	53.674	+ 0.655	16:55:00.427
3 -	55.300	+ 2.281	16:50:30.908	9 -	53.154	+ 0.135	16:55:53.581
4 -	53.805	+ 0.786	16:51:24.713	10 -	<b>53.019</b>		<b>16:56:46.600</b>
5 -	53.470	+ 0.451	16:52:18.183	11 -	54.090	+ 1.071	16:57:40.690
6 -	54.144	+ 1.125	16:53:12.327				
<b>24</b>	<b>Simon LETTS</b>		<b>A BMW E30M3</b>				
1 -	1:12.742	+ 21.871	16:48:44.212	7 -	50.893	+ 0.022	16:53:53.653
2 -	52.139	+ 1.268	16:49:36.351	8 -	52.496	+ 1.625	16:54:46.149
3 -	52.576	+ 1.705	16:50:28.927	9 -	52.836	+ 1.965	16:55:38.985
4 -	51.681	+ 0.810	16:51:20.608	10 -	51.599	+ 0.728	16:56:30.584
5 -	51.281	+ 0.410	16:52:11.889	11 -	51.416	+ 0.545	16:57:22.000
6 -	<b>50.871</b>		<b>16:53:02.760</b>				
<b>29</b>	<b>Joanne GORDON</b>		<b>A Ford Fiesta XR2</b>				
1 -	1:22.767	+ 32.173	16:48:54.237	7 -	51.269	+ 0.675	16:54:03.072
2 -	52.054	+ 1.460	16:49:46.291	8 -	<b>50.594</b>		<b>16:54:53.666</b>
3 -	51.480	+ 0.886	16:50:37.771	9 -	51.065	+ 0.471	16:55:44.731
4 -	51.209	+ 0.615	16:51:28.980	10 -	51.295	+ 0.701	16:56:36.026
5 -	51.129	+ 0.535	16:52:20.109	11 -	50.988	+ 0.394	16:57:27.014
6 -	51.694	+ 1.100	16:53:11.803				
<b>41</b>	<b>Kieron LEHANE</b>		<b>A Ford Fiesta</b>				
1 -	58.627	+ 5.166	16:48:30.097	7 -	53.588	+ 0.127	16:53:52.263
2 -	53.950	+ 0.489	16:49:24.047	8 -	53.629	+ 0.168	16:54:45.892
3 -	53.531	+ 0.070	16:50:17.578	9 -	53.647	+ 0.186	16:55:39.539
4 -	53.606	+ 0.145	16:51:11.184	10 -	<b>53.461</b>		<b>16:56:33.000</b>
5 -	54.028	+ 0.567	16:52:05.212	11 -	53.706	+ 0.245	16:57:26.706
6 -	53.463	+ 0.002	16:52:58.675				
<b>70</b>	<b>Tony SKELTON</b>		<b>A Renault Clio</b>				
1 -	53.487	+ 5.110	16:48:24.957	7 -	49.879	+ 1.502	16:53:18.692
2 -	<b>48.377</b>		<b>16:49:13.334</b>	8 -	48.840	+ 0.463	16:54:07.532
3 -	48.883	+ 0.506	16:50:02.217	9 -	49.773	+ 1.396	16:54:57.305
4 -	48.842	+ 0.465	16:50:51.059	10 -	48.819	+ 0.442	16:55:46.124
5 -	48.989	+ 0.612	16:51:40.048	11 -	49.383	+ 1.006	16:56:35.507
6 -	48.765	+ 0.388	16:52:28.813	12 -	51.679	+ 3.302	16:57:27.186
<b>96</b>	<b>Nigel CRAIG</b>		<b>A Ford Escort RS2000</b>				
1 -	1:02.991	+ 15.626	16:48:34.461	7 -	48.009	+ 0.644	16:53:23.247
2 -	48.092	+ 0.727	16:49:22.553	8 -	47.816	+ 0.451	16:54:11.063
3 -	47.858	+ 0.493	16:50:10.411	9 -	47.975	+ 0.610	16:54:59.038
4 -	48.672	+ 1.307	16:50:59.083	10 -	<b>47.365</b>		<b>16:55:46.403</b>
5 -	48.092	+ 0.727	16:51:47.175	11 -	48.718	+ 1.353	16:56:35.121
6 -	48.063	+ 0.698	16:52:35.238	12 -	47.906	+ 0.541	16:57:23.027

# John Taylor Handicap (Cat B)

## RACE 9 - CLASSIFICATION

POS	NO	CL	NAME	ENTRY	LAPS	TIME	GAP	DIFF	MPH	BEST	ON
1	9	B	<b>Bruce WILSON</b>	Caterham CSR Superlight	12	8:53.292			81.00	44.836	8
2	72	B	<b>Scott MAKIN</b>	Sylva Riot	12	8:55.175	<b>1.883</b>	1.883	80.71	45.376	4
3	45	B	<b>Andy BOURN</b>	Caterham Roadsport	12	8:55.245	<b>1.953</b>	0.070	80.70	45.991	9
NOT CLASSIFIED											
DNF	37	B	<b>Graham EWINGS</b>	Caterham Roadsport	8	6:06.214	<b>4 laps</b>	4 laps	78.64	47.594	2
DNF	32	B	<b>Steve GARNER</b>	Westfield Megabusa	5	3:32.396	<b>7 laps</b>	3 laps	84.74	45.448	4
FASTEST LAP											
9	B	<b>Bruce WILSON</b>	Caterham CSR Superlight	8	44.836	80.29 mph	129.21 kph				

Weather / Track : Sunny / Dry

These results are provisional until the conclusion of any judicial and technical matters.

Lydden Hill  
 Circuit Length = 1.0000 miles  
 Start: 17:06 End: 17:15

Clerk of Course :

Timekeeper :

# John Taylor Handicap (Cat B)

## RACE 9 - LAP ANALYSIS

<b>9</b>	<b>Bruce WILSON</b>		<b>B Caterham CSR Superlight</b>				
1 -	1:20.790	+ 35.954	17:07:59.814	7 -	44.903	+ 0.067	17:12:30.364
2 -	45.028	+ 0.192	17:08:44.842	8 -	<b>44.836</b>		<b>17:13:15.200</b>
3 -	44.958	+ 0.122	17:09:29.800	9 -	45.573	+ 0.737	17:14:00.773
4 -	45.428	+ 0.592	17:10:15.228	10 -	45.697	+ 0.861	17:14:46.470
5 -	45.374	+ 0.538	17:11:00.602	11 -	45.846	+ 1.010	17:15:32.316
6 -	44.859	+ 0.023	17:11:45.461				
<b>32</b>	<b>Steve GARNER</b>		<b>B Westfield Megabusa</b>				
1 -	1:14.839	+ 29.391	17:07:53.863	3 -	46.548	+ 1.100	17:09:25.972
2 -	45.561	+ 0.113	17:08:39.424	4 -	<b>45.448</b>		<b>17:10:11.420</b>
<b>37</b>	<b>Graham EWINGS</b>		<b>B Caterham Roadsport</b>				
1 -	1:12.298	+ 24.704	17:07:51.322	5 -	48.716	+ 1.122	17:11:05.564
2 -	<b>47.594</b>		<b>17:08:38.916</b>	6 -	49.440	+ 1.846	17:11:55.004
3 -	49.011	+ 1.417	17:09:27.927	7 -	50.234	+ 2.640	17:12:45.238
4 -	48.921	+ 1.327	17:10:16.848				
<b>45</b>	<b>Andy BOURN</b>		<b>B Caterham Roadsport</b>				
1 -	1:07.291	+ 21.300	17:07:46.315	7 -	46.524	+ 0.533	17:12:27.540
2 -	47.254	+ 1.263	17:08:33.569	8 -	46.307	+ 0.316	17:13:13.847
3 -	47.216	+ 1.225	17:09:20.785	9 -	<b>45.991</b>		<b>17:13:59.838</b>
4 -	46.911	+ 0.920	17:10:07.696	10 -	46.966	+ 0.975	17:14:46.804
5 -	46.581	+ 0.590	17:10:54.277	11 -	47.465	+ 1.474	17:15:34.269
6 -	46.739	+ 0.748	17:11:41.016				
<b>72</b>	<b>Scott MAKIN</b>		<b>B Sylva Riot</b>				
1 -	1:14.384	+ 29.008	17:07:53.408	7 -	46.011	+ 0.635	17:12:28.597
2 -	45.713	+ 0.337	17:08:39.121	8 -	45.830	+ 0.454	17:13:14.427
3 -	46.365	+ 0.989	17:09:25.486	9 -	46.176	+ 0.800	17:14:00.603
4 -	<b>45.376</b>		<b>17:10:10.862</b>	10 -	46.504	+ 1.128	17:14:47.107
5 -	45.791	+ 0.415	17:10:56.653	11 -	47.092	+ 1.716	17:15:34.199
6 -	45.933	+ 0.557	17:11:42.586				