



SEMSEC

Championship Race Meeting Lydden Hill Circuit

6th June 2009

Results Provided by Timing Solutions Ltd
www.tsl-timing.com

SEMSEC Sports Racing & Kit Car Championship

QUALIFYING RACE 2 - CLASSIFICATION

POS	NO	CL	NAME	ENTRY	TIME	ON	LAPS	GAP	DIFF	MPH
1	20	9	Mark BURTON	Jade Trackstar	40.892	6	6			88.03
2	58	8	Charles HARVEY-KELLY	Radical SR4	42.535	14	16	1.643	1.643	84.63
3	6	8	Peter WARE	Radical Prosport/Hybusa	42.611	12	14	1.719	0.076	84.48
4	69	6	Merrick LINNETT	Caterham C500	42.876	7	16	1.984	0.265	83.96
5	34	7	Nigel BENT	Caterham CSR 260	43.458	5	5	2.566	0.582	82.83
6	31	6	Paul GIBB	Caterham 7 HPC	44.191	7	16	3.299	0.733	81.46
7	47	6	Kevin HOWELL	Caterham R500	44.490	6	16	3.598	0.299	80.91
8	9	6	Bruce WILSON	Caterham CSR Superlight	44.538	15	15	3.646	0.048	80.82
9	50	6	Nick COLE	Caterham Roadsport	44.812	13	15	3.920	0.274	80.33
10	32	6	Steve GARNER	Westfield Megabusa	45.401	11	11	4.509	0.589	79.29
11	82	6	Adam WARREN	Caterham Seven	45.667	10	15	4.775	0.266	78.82
12	38	7	Mark BISHOP	Caterham Seven	45.914	3	9	5.022	0.247	78.40
13	7	5	Jeremy PIKE	Caterham Seven	46.703	7	12	5.811	0.789	77.08
14	45	5	Andy BOURN	Caterham Roadsport	47.054	11	11	6.162	0.351	76.50
15	2	7	Bill HAILSTONE	Caterham C400	47.235	3	5	6.343	0.181	76.21
16	72	5	Scott MAKIN	Sylva Riot	47.924	4	4	7.032	0.689	75.11
17	3	8	Laura COWPER	Global GT Light	50.552	14	14	9.660	2.628	71.21

Weather / Track : Bright / Dry

These results are provisional until the conclusion of any judicial and technical matters.

Lydden Hill
 Circuit Length = 1.0000 miles
 Start: 12:59 End: 13:12

Clerk of Course :		Timekeeper :
-------------------	--	--------------

SEMSEC Sports Racing & Kit Car Championship

QUALIFYING RACE 2 - LAP ANALYSIS

2	Bill HAILSTONE			7	Caterham C400		
1 -	58.917	+ 11.682	13:00:33.360	4 -	4:16.155	+ 3:28.920	13:06:26.703
2 -	49.953	+ 2.718	13:01:23.313	5 -	48.764	+ 1.529	13:07:15.467
3 -	47.235		13:02:10.548				
3	Laura COWPER			8	Global GT Light		
1 -	1:00.293	+ 9.741	13:00:33.326	8 -	52.279	+ 1.727	13:06:53.722
2 -	59.123	+ 8.571	13:01:32.449	9 -	51.090	+ 0.538	13:07:44.812
3 -	56.086	+ 5.534	13:02:28.535	10 -	51.905	+ 1.353	13:08:36.717
4 -	54.845	+ 4.293	13:03:23.380	11 -	52.014	+ 1.462	13:09:28.731
5 -	53.693	+ 3.141	13:04:17.073	12 -	52.470	+ 1.918	13:10:21.201
6 -	52.688	+ 2.136	13:05:09.761	13 -	51.476	+ 0.924	13:11:12.677
7 -	51.682	+ 1.130	13:06:01.443	14 -	50.552		13:12:03.229
6	Peter WARE			8	Radical Prosport/Hybusa		
1 -	49.130	+ 6.519	13:00:14.939	8 -	42.821	+ 0.210	13:05:21.441
2 -	44.944	+ 2.333	13:00:59.883	9 -	44.024	+ 1.413	13:06:05.465
3 -	43.449	+ 0.838	13:01:43.332	10 -	43.610	+ 0.999	13:06:49.075
4 -	45.040	+ 2.429	13:02:28.372	11 -	42.903	+ 0.292	13:07:31.978
5 -	43.643	+ 1.032	13:03:12.015	12 -	42.611		13:08:14.589
6 -	43.244	+ 0.633	13:03:55.259	13 -	43.161	+ 0.550	13:08:57.750
7 -	43.361	+ 0.750	13:04:38.620	14 -	42.891	+ 0.280	13:09:40.641
7	Jeremy PIKE			5	Caterham Seven		
1 -	58.561	+ 11.858	13:00:33.635	7 -	46.703		13:07:54.960
2 -	50.464	+ 3.761	13:01:24.099	8 -	46.945	+ 0.242	13:08:41.905
3 -	48.205	+ 1.502	13:02:12.304	9 -	46.857	+ 0.154	13:09:28.762
4 -	3:19.543	+ 2:32.840	13:05:31.847	10 -	46.919	+ 0.216	13:10:15.681
5 -	49.123	+ 2.420	13:06:20.970	11 -	46.813	+ 0.110	13:11:02.494
6 -	47.287	+ 0.584	13:07:08.257	12 -	46.754	+ 0.051	13:11:49.248
9	Bruce WILSON			6	Caterham CSR Superlight		
1 -	1:00.813	+ 16.275	13:00:45.002	9 -	49.625	+ 5.087	13:07:00.867
2 -	48.225	+ 3.687	13:01:33.227	10 -	44.866	+ 0.328	13:07:45.733
3 -	47.229	+ 2.691	13:02:20.456	11 -	44.964	+ 0.426	13:08:30.697
4 -	46.152	+ 1.614	13:03:06.608	12 -	44.576	+ 0.038	13:09:15.273
5 -	45.817	+ 1.279	13:03:52.425	13 -	44.560	+ 0.022	13:09:59.833
6 -	45.567	+ 1.029	13:04:37.992	14 -	49.325	+ 4.787	13:10:49.158
7 -	48.232	+ 3.694	13:05:26.224	15 -	44.538		13:11:33.696
8 -	45.018	+ 0.480	13:06:11.242				
20	Mark BURTON			9	Jade Trackstar		
1 -	53.209	+ 12.317	13:00:23.298	4 -	41.699	+ 0.807	13:02:36.566
2 -	47.173	+ 6.281	13:01:10.471	5 -	41.141	+ 0.249	13:03:17.707
3 -	44.396	+ 3.504	13:01:54.867	6 -	40.892		13:03:58.599
31	Paul GIBB			6	Caterham 7 HPC		
1 -	54.416	+ 10.225	13:00:26.573	9 -	44.219	+ 0.028	13:06:28.040
2 -	48.582	+ 4.391	13:01:15.155	10 -	44.228	+ 0.037	13:07:12.268
3 -	46.562	+ 2.371	13:02:01.717	11 -	44.371	+ 0.180	13:07:56.639
4 -	44.587	+ 0.396	13:02:46.304	12 -	44.542	+ 0.351	13:08:41.181
5 -	44.497	+ 0.306	13:03:30.801	13 -	44.747	+ 0.556	13:09:25.928
6 -	44.389	+ 0.198	13:04:15.190	14 -	44.423	+ 0.232	13:10:10.351
7 -	44.191		13:04:59.381	15 -	44.325	+ 0.134	13:10:54.676
8 -	44.440	+ 0.249	13:05:43.821	16 -	44.440	+ 0.249	13:11:39.116
32	Steve GARNER			6	Westfield Megabusa		
1 -	54.515	+ 9.114	13:00:24.964	7 -	46.917	+ 1.516	13:05:08.464
2 -	49.806	+ 4.405	13:01:14.770	8 -	45.587	+ 0.186	13:05:54.051
3 -	47.530	+ 2.129	13:02:02.300	9 -	45.804	+ 0.403	13:06:39.855
4 -	45.457	+ 0.056	13:02:47.757	10 -	45.744	+ 0.343	13:07:25.599
5 -	45.815	+ 0.414	13:03:33.572	11 -	45.401		13:08:11.000
6 -	47.975	+ 2.574	13:04:21.547				

Lydden Hill
Circuit Length = 1.0000 miles
Start: 12:59 End: 13:12

Weather / Track : Bright / Dry

SEMSEC Sports Racing & Kit Car Championship

QUALIFYING RACE 2 - LAP ANALYSIS

34	Nigel BENT		7		Caterham CSR 260		
1 -	53.776	+ 10.318	13:00:26.135	4 -	44.214	+ 0.756	13:02:43.953
2 -	48.135	+ 4.677	13:01:14.270	5 -	43.458		13:03:27.411
3 -	45.469	+ 2.011	13:01:59.739				
38	Mark BISHOP		7		Caterham Seven		
1 -	54.795	+ 8.881	13:00:39.478	6 -	46.125	+ 0.211	13:04:32.929
2 -	48.924	+ 3.010	13:01:28.402	7 -	47.838	+ 1.924	13:05:20.767
3 -	45.914		13:02:14.316	8 -	49.898	+ 3.984	13:06:10.665
4 -	46.069	+ 0.155	13:03:00.385	9 -	46.323	+ 0.409	13:06:56.988
5 -	46.419	+ 0.505	13:03:46.804				
45	Andy BOURN		5		Caterham Roadsport		
1 -	59.779	+ 12.725	13:00:36.063	7 -	47.706	+ 0.652	13:05:27.934
2 -	52.106	+ 5.052	13:01:28.169	8 -	47.454	+ 0.400	13:06:15.388
3 -	48.635	+ 1.581	13:02:16.804	9 -	47.217	+ 0.163	13:07:02.605
4 -	48.085	+ 1.031	13:03:04.889	10 -	47.826	+ 0.772	13:07:50.431
5 -	47.925	+ 0.871	13:03:52.814	11 -	47.054		13:08:37.485
6 -	47.414	+ 0.360	13:04:40.228				
47	Kevin HOWELL		6		Caterham R500		
1 -	54.135	+ 9.645	13:00:27.924	9 -	44.556	+ 0.066	13:06:33.072
2 -	48.119	+ 3.629	13:01:16.043	10 -	44.740	+ 0.250	13:07:17.812
3 -	46.972	+ 2.482	13:02:03.015	11 -	45.343	+ 0.853	13:08:03.155
4 -	45.163	+ 0.673	13:02:48.178	12 -	44.996	+ 0.506	13:08:48.151
5 -	45.452	+ 0.962	13:03:33.630	13 -	44.790	+ 0.300	13:09:32.941
6 -	44.490		13:04:18.120	14 -	45.199	+ 0.709	13:10:18.140
7 -	45.552	+ 1.062	13:05:03.672	15 -	44.807	+ 0.317	13:11:02.947
8 -	44.844	+ 0.354	13:05:48.516	16 -	45.090	+ 0.600	13:11:48.037
50	Nick COLE		6		Caterham Roadsport		
1 -	57.802	+ 12.990	13:00:31.452	9 -	45.381	+ 0.569	13:06:46.998
2 -	49.405	+ 4.593	13:01:20.857	10 -	49.131	+ 4.319	13:07:36.129
3 -	49.267	+ 4.455	13:02:10.124	11 -	50.327	+ 5.515	13:08:26.456
4 -	47.668	+ 2.856	13:02:57.792	12 -	47.893	+ 3.081	13:09:14.349
5 -	45.861	+ 1.049	13:03:43.653	13 -	44.812		13:09:59.161
6 -	45.598	+ 0.786	13:04:29.251	14 -	45.346	+ 0.534	13:10:44.507
7 -	45.770	+ 0.958	13:05:15.021	15 -	44.913	+ 0.101	13:11:29.420
8 -	46.596	+ 1.784	13:06:01.617				
58	Charles HARVEY-KELLY		8		Radical SR4		
1 -	48.462	+ 5.927	13:00:16.691	9 -	43.232	+ 0.697	13:06:06.318
2 -	43.646	+ 1.111	13:01:00.337	10 -	43.736	+ 1.201	13:06:50.054
3 -	46.836	+ 4.301	13:01:47.173	11 -	42.901	+ 0.366	13:07:32.955
4 -	42.687	+ 0.152	13:02:29.860	12 -	42.987	+ 0.452	13:08:15.942
5 -	42.861	+ 0.326	13:03:12.721	13 -	43.015	+ 0.480	13:08:58.957
6 -	43.986	+ 1.451	13:03:56.707	14 -	42.535		13:09:41.492
7 -	43.591	+ 1.056	13:04:40.298	15 -	43.318	+ 0.783	13:10:24.810
8 -	42.788	+ 0.253	13:05:23.086	16 -	43.165	+ 0.630	13:11:07.975
69	Merrick LINNETT		6		Caterham C500		
1 -	54.133	+ 11.257	13:00:25.344	9 -	43.280	+ 0.404	13:06:22.819
2 -	48.368	+ 5.492	13:01:13.712	10 -	43.132	+ 0.256	13:07:05.951
3 -	47.423	+ 4.547	13:02:01.135	11 -	43.705	+ 0.829	13:07:49.656
4 -	43.412	+ 0.536	13:02:44.547	12 -	43.708	+ 0.832	13:08:33.364
5 -	43.117	+ 0.241	13:03:27.664	13 -	43.368	+ 0.492	13:09:16.732
6 -	45.861	+ 2.985	13:04:13.525	14 -	43.339	+ 0.463	13:10:00.071
7 -	42.876		13:04:56.401	15 -	43.746	+ 0.870	13:10:43.817
8 -	43.138	+ 0.262	13:05:39.539	16 -	43.234	+ 0.358	13:11:27.051
72	Scott MAKIN		5		Sylva Riot		
1 -	57.489	+ 9.565	13:00:37.102	3 -	49.025	+ 1.101	13:02:20.034
2 -	53.907	+ 5.983	13:01:31.009	4 -	47.924		13:03:07.958

Lydden Hill
Circuit Length = 1.0000 miles
Start: 12:59 End: 13:12


Weather / Track : Bright / Dry

SEMSEC Sports Racing & Kit Car Championship
QUALIFYING RACE 2 - LAP ANALYSIS

82		Adam WARREN		6		Caterham Seven	
1 -	59.504	+ 13.837	13:00:36.170	9 -	46.422	+ 0.755	13:06:52.419
2 -	49.588	+ 3.921	13:01:25.758	10 -	45.667		13:07:38.086
3 -	46.850	+ 1.183	13:02:12.608	11 -	45.833	+ 0.166	13:08:23.919
4 -	47.156	+ 1.489	13:02:59.764	12 -	45.996	+ 0.329	13:09:09.915
5 -	47.432	+ 1.765	13:03:47.196	13 -	45.770	+ 0.103	13:09:55.685
6 -	46.215	+ 0.548	13:04:33.411	14 -	46.061	+ 0.394	13:10:41.746
7 -	46.246	+ 0.579	13:05:19.657	15 -	46.680	+ 1.013	13:11:28.426
8 -	46.340	+ 0.673	13:06:05.997				

SEMSEC Sports Racing & Kit Car Championship Race A

RACE 2 - GRID

ROW 9	50.552 3 Laura COWPER		
ROW 8		47.235 2 Bill HAILSTONE	47.924 72 Scott MAKIN
ROW 7	46.703 7 Jeremy PIKE		47.054 45 Andy BOURN
ROW 6		45.667 82 Adam WARREN	45.914 38 Mark BISHOP
ROW 5	44.812 50 Nick COLE		45.401 32 Steve GARNER
ROW 4		44.490 47 Kevin HOWELL	44.538 9 Bruce WILSON
ROW 3	43.458 34 Nigel BENT		44.191 31 Paul GIBB
ROW 2		42.611 6 Peter WARE	42.876 69 Merrick LINNETT
ROW 1	40.892 20 Mark BURTON		42.535 58 Charles HARVEY-KELLY
Pole			
			

Lydden Hill
Circuit Length = 1.0000 miles

These results are provisional until the conclusion of any judicial and technical matters.

Clerk of Course :		Timekeeper :

SEMSEC Sports Racing & Kit Car Championship Race A

RACE 2 - CLASSIFICATION

POS	NO	CL	NAME	ENTRY	LAPS	TIME	GAP	DIFF	MPH	BEST	ON
1	20	9	Mark BURTON	Jade Trackstar	15	10:33.692			85.21	40.594	2
2	58	8	Charles HARVEY-KELLY	Radical SR4	15	10:36.609	2.917	2.917	84.82	41.519	3
3	69	6	Merrick LINNETT	Caterham C500	15	10:45.526	11.834	8.917	83.65	42.259	4
4	6	8	Peter WARE	Radical Prosport/Hybusa	15	10:52.057	18.365	6.531	82.81	41.667	7
5	38	7	Mark BISHOP	Caterham Seven	15	11:10.430	36.738	18.373	80.54	43.841	3
6	31	6	Paul GIBB	Caterham 7 HPC	15	11:12.008	38.316	1.578	80.35	43.737	8
7	47	6	Kevin HOWELL	Caterham R500	15	11:13.914	40.222	1.906	80.12	43.870	12
8	32	6	Steve GARNER	Westfield Megabusa	15	11:14.956	41.264	1.042	80.00	44.002	13
9	9	6	Bruce WILSON	Caterham CSR Superlight	14	10:42.343	1 lap	1 lap	78.46	44.963	6
10	50	6	Nick COLE	Caterham Roadsport	14	10:43.018	1 lap	0.675	78.37	44.794	14
11	2	7	Bill HAILSTONE	Caterham C400	14	10:43.428	1 lap	0.410	78.32	44.831	7
12	72	5	Scott MAKIN	Sylva Riot	14	10:44.605	1 lap	1.177	78.18	44.829	8
13	7	5	Jeremy PIKE	Caterham Seven	14	10:48.548	1 lap	3.943	77.70	45.224	8
14	45	5	Andy BOURN	Caterham Roadsport	14	11:16.045	1 lap	27.497	74.54	46.759	8
15	82	6	Adam WARREN	Caterham Seven	14	11:20.566	1 lap	4.521	74.05	45.745	4
16	3	8	Laura COWPER	Global GT Light	13	10:47.312	2 laps	1 lap	72.29	48.377	5

NOT CLASSIFIED

DNF	34	7	Nigel BENT	Caterham CSR 260	9	6:29.088	6 laps	4 laps	83.26	42.469	5
-----	----	---	------------	------------------	---	----------	--------	--------	-------	--------	---

FASTEST LAP

20	9	Mark BURTON	Jade Trackstar	2	40.594	88.68 mph	142.71 kph
58	8	Charles HARVEY-KELLY	Radical SR4	3	41.519	86.70 mph	139.53 kph
69	6	Merrick LINNETT	Caterham C500	4	42.259	85.18 mph	137.09 kph
34	7	Nigel BENT	Caterham CSR 260	5	42.469	84.76 mph	136.41 kph
72	5	Scott MAKIN	Sylva Riot	8	44.829	80.30 mph	129.23 kph

Weather / Track : Bright / Dry

These results are provisional until the conclusion of any judicial and technical matters.

Lydden Hill
Circuit Length = 1.0000 miles
Start: 14:53 End: 15:05

Clerk of Course :

Timekeeper :

SEMSEC Sports Racing & Kit Car Championship Race A

RACE 2 - LAP CHART

Lap 1			Lap 2			Lap 3			Lap 4			Lap 5		
No	Behind	Laptime	No	Behind	Laptime	No	Behind	Laptime	No	Behind	Laptime	No	Behind	Laptime
20		44.930	20		40.594	20		41.044	20		41.552	20		40.697
58	0.853	45.783	58	2.176	41.917	58	2.651	41.519	58	2.652	41.553	58	3.718	41.763
69	1.766	46.696	69	3.515	42.343	69	4.970	42.499	69	5.677	42.259	69	7.248	42.268
34	2.402	47.332	34	4.592	42.784	34	6.113	42.565	34	7.301	42.740	34	9.073	42.469
9	5.294	50.224	38	8.941	43.996	38	11.738	43.841	38	14.157	43.971	38	17.816	44.356
32	5.466	50.396	9	10.691	45.991	32	14.969	45.152	32	18.350	44.933	6	21.853	43.645
38	5.539	50.469	32	10.861	45.989	47	15.533	45.242	47	18.700	44.719	32	22.648	44.995
31	6.145	51.075	31	11.027	45.476	9	15.918	46.271	6	18.905	44.227	47	22.997	44.994
47	6.411	51.341	47	11.335	45.518	6	16.230	45.575	31	20.400	45.632	31	23.771	44.068
6	6.954	51.884	6	11.699	45.339	31	16.320	46.337	9	20.772	46.406	9	25.839	45.764
72	7.414	52.344	72	12.306	45.486	72	16.669	45.407	2	21.029	45.366	2	25.980	45.648
50	7.811	52.741	50	12.732	45.515	2	17.215	45.293	72	21.386	46.269	72	26.582	45.893
2	8.114	53.044	2	12.966	45.446	50	17.307	45.619	50	21.799	46.044	50	26.880	45.778
7	8.586	53.516	7	14.055	46.063	7	18.787	45.776	7	22.817	45.582	7	27.550	45.430
82	9.627	54.557	82	15.139	46.106	82	19.883	45.788	82	24.076	45.745	82	35.528	52.149
45	11.091	56.021	45	19.827	49.330	45	27.055	48.272	45	33.126	47.623	45	39.958	47.529
3	12.023	56.953	3	21.372	49.943	3	29.799	49.471	3	36.993	48.746			

SEMSEC Sports Racing & Kit Car Championship Race A

RACE 2 - LAP CHART

Lap 6			Lap 7			Lap 8			Lap 9			Lap 10		
No	Behind	Laptime	No	Behind	Laptime	No	Behind	Laptime	No	Behind	Laptime	No	Behind	Laptime
20		42.627	20		42.427	20		42.194	20		42.396	20		41.419
3	1 LAP	48.377	45	1 LAP	47.440	58	2.526	42.099	58	2.131	42.001	58	3.177	42.465
58	3.142	42.051	58	2.621	41.906	82	1 LAP	47.652	82	1 LAP	46.597	69	10.114	43.166
69	7.281	42.660	69	7.588	42.734	45	1 LAP	47.635	69	8.367	42.722	82	1 LAP	47.578
34	9.452	43.006	3	1 LAP	49.550	69	8.041	42.647	34	10.627	42.613	45	1 LAP	47.506
38	19.406	44.217	34	9.792	42.767	34	10.410	42.812	45	1 LAP	46.759	6	21.034	42.262
6	21.577	42.351	6	20.817	41.667	3	1 LAP	49.234	6	20.191	42.177	3	1 LAP	48.487
47	24.575	44.205	38	21.938	44.959	6	20.410	41.787	3	1 LAP	48.748	38	29.957	44.483
32	25.102	45.081	47	26.389	44.241	38	24.492	44.748	38	26.893	44.797	31	32.666	43.971
31	25.489	44.345	31	27.132	44.070	47	28.315	44.120	31	30.114	43.835	47	33.050	44.090
9	28.175	44.963	32	27.461	44.786	31	28.675	43.737	47	30.379	44.460	32	33.853	44.054
2	28.659	45.306	9	30.856	45.108	32	29.383	44.116	32	31.218	44.231	9	40.500	45.427
72	29.282	45.327	2	31.063	44.831	9	33.870	45.208	9	36.492	45.018	2	40.738	45.490
50	29.635	45.382	72	31.730	44.875	2	34.039	45.170	2	36.667	45.024	50	41.226	45.171
7	30.460	45.537	50	32.054	44.846	72	34.365	44.829	72	37.114	45.145	72	41.712	46.017
82	40.448	47.547	7	33.341	45.308	50	34.832	44.972	50	37.474	45.038			
						7	36.371	45.224	7	39.483	45.508			


SEMSEC Sports Racing & Kit Car Championship Race A

RACE 2 - LAP CHART

Lap 11			Lap 12			Lap 13			Lap 14			Lap 15		
No	Behind	Laptime	No	Behind	Laptime	No	Behind	Laptime	No	Behind	Laptime	No	Behind	Laptime
20		41.762	20		42.951	20		42.766	20		43.320	20		43.013
7	1 LAP	46.341	9	1 LAP	46.032	3	2 LAPS	49.078	58	3.243	42.752	58	2.917	42.687
58	4.218	42.803	50	1 LAP	45.666	58	3.811	42.801	9	1 LAP	45.481	9	1 LAP	45.053
69	11.432	43.080	2	1 LAP	46.623	9	1 LAP	45.397	3	2 LAPS	49.709	50	1 LAP	44.794
82	1 LAP	46.872	72	1 LAP	46.346	50	1 LAP	45.461	50	1 LAP	45.991	2	1 LAP	45.078
6	21.400	42.128	58	3.776	42.509	2	1 LAP	45.306	2	1 LAP	45.803	72	1 LAP	45.583
45	1 LAP	47.747	7	1 LAP	46.439	72	1 LAP	45.816	72	1 LAP	45.268	69	11.834	43.062
38	32.385	44.190	69	11.557	43.076	7	1 LAP	45.636	69	11.785	43.051	3	2 LAPS	49.407
31	34.880	43.976	6	20.953	42.504	69	12.054	43.263	7	1 LAP	46.568	7	1 LAP	45.620
47	35.619	44.331	45	1 LAP	47.391	6	20.039	41.852	6	18.977	42.258	6	18.365	42.401
32	36.160	44.069	82	1 LAP	54.807	45	1 LAP	47.531	38	35.635	43.915	38	36.738	44.116
3	1 LAP	49.609	38	33.694	44.260	38	35.040	44.112	31	37.299	43.947	31	38.316	44.030
			31	35.675	43.746	31	36.672	43.763	45	1 LAP	47.720	47	40.222	44.271
			47	36.538	43.870	82	1 LAP	49.084	47	38.964	44.260	32	41.264	44.723
			32	37.274	44.065	47	38.024	44.252	32	39.554	44.364	45	1 LAP	47.541
						32	38.510	44.002	82	1 LAP	48.268	82	1 LAP	47.816

SEMSEC Sports Racing & Kit Car Championship Race B

RACE 5 - GRID

ROW 9	34	Nigel BENT	
ROW 8	82	Adam WARREN	3
ROW 7	7	Jeremy PIKE	45
ROW 6	2	Bill HAILSTONE	72
ROW 5	9	Bruce WILSON	50
ROW 4	47	Kevin HOWELL	32
ROW 3	38	Mark BISHOP	31
ROW 2	69	Merrick LINNETT	6
ROW 1	20	Mark BURTON	58
Pole			
			

Lydden Hill
Circuit Length = 1.0000 miles

These results are provisional until the conclusion of any judicial and technical matters.

Clerk of Course :		Timekeeper :
-------------------	--	--------------

SEMSEC Sports Racing & Kit Car Championship Race B

RACE 5 - CLASSIFICATION

POS	NO	CL	NAME	ENTRY	LAPS	TIME	GAP	DIFF	MPH	BEST	ON
1	20	9	Mark BURTON	Jade Trackstar	15	10:37.577			84.69	40.214	3
2	58	8	Charles HARVEY-KELLY	Radical SR4	15	10:43.831	6.254	6.254	83.87	41.991	4
3	6	8	Peter WARE	Radical Prosport/Hybusa	15	10:53.197	15.620	9.366	82.66	42.250	3
4	69	6	Merrick LINNETT	Caterham C500	15	10:53.344	15.767	0.147	82.64	42.377	3
5	34	7	Nigel BENT	Caterham CSR 260	15	11:02.896	25.319	9.552	81.45	42.686	12
6	31	6	Paul GIBB	Caterham 7 HPC	15	11:03.892	26.315	0.996	81.33	43.229	4
7	38	7	Mark BISHOP	Caterham Seven	15	11:10.191	32.614	6.299	80.57	43.370	2
8	32	6	Steve GARNER	Westfield Megabusa	15	11:22.553	44.976	12.362	79.11	44.671	7
9	2	7	Bill HAILSTONE	Caterham C400	14	10:39.106	1 lap	1 lap	78.85	44.065	7
10	50	6	Nick COLE	Caterham Roadsport	14	10:39.764	1 lap	0.658	78.77	44.716	2
11	9	6	Bruce WILSON	Caterham CSR Superlight	14	10:44.420	1 lap	4.656	78.20	44.683	7
12	72	5	Scott MAKIN	Sylva Riot	14	10:45.227	1 lap	0.807	78.10	44.937	6
13	7	5	Jeremy PIKE	Caterham Seven	14	10:57.188	1 lap	11.961	76.68	46.002	12
14	82	6	Adam WARREN	Caterham Seven	14	11:06.754	1 lap	9.566	75.58	46.151	14
15	45	5	Andy BOURN	Caterham Roadsport	14	11:10.759	1 lap	4.005	75.13	46.664	12
16	3	8	Laura COWPER	Global GT Light	13	10:44.801	2 laps	1 lap	72.57	48.095	13

NOT CLASSIFIED

DNF	47	6	Kevin HOWELL	Caterham R500	6	4:29.160	9 laps	7 laps	80.24	43.431	4
-----	----	---	--------------	---------------	---	----------	--------	--------	-------	--------	---

FASTEST LAP

20	9	Mark BURTON	Jade Trackstar	3	40.214	89.51 mph	144.06 kph
58	8	Charles HARVEY-KELLY	Radical SR4	4	41.991	85.73 mph	137.96 kph
69	6	Merrick LINNETT	Caterham C500	3	42.377	84.94 mph	136.71 kph
34	7	Nigel BENT	Caterham CSR 260	12	42.686	84.33 mph	135.72 kph
72	5	Scott MAKIN	Sylva Riot	6	44.937	80.10 mph	128.92 kph

Weather / Track : Sunny / Dry

These results are provisional until the conclusion of any judicial and technical matters.

Lydden Hill
Circuit Length = 1.0000 miles
Start: 15:54 End: 16:05

Clerk of Course :

Timekeeper :

SEMSEC Sports Racing & Kit Car Championship Race B

RACE 5 - LAP CHART

Lap 1			Lap 2			Lap 3			Lap 4			Lap 5		
No	Behind	Laptime	No	Behind	Laptime	No	Behind	Laptime	No	Behind	Laptime	No	Behind	Laptime
20		45.417	20		40.499	20		40.214	20		41.269	20		41.543
58	0.934	46.351	58	2.718	42.283	58	4.673	42.169	58	5.395	41.991	58	6.222	42.370
69	1.584	47.001	69	3.623	42.538	69	5.786	42.377	69	7.543	43.026	69	9.030	43.030
6	2.241	47.658	6	4.118	42.376	6	6.154	42.250	6	7.850	42.965	6	9.367	43.060
38	3.362	48.779	38	6.233	43.370	38	9.612	43.593	38	11.899	43.556	38	14.313	43.957
47	4.182	49.599	47	7.663	43.980	31	11.322	43.303	31	13.282	43.229	31	15.036	43.297
32	4.901	50.318	31	8.233	43.641	47	11.654	44.205	47	13.816	43.431	47	16.115	43.842
31	5.091	50.508	32	9.161	44.759	32	13.688	44.741	32	17.163	44.744	32	20.721	45.101
50	5.867	51.284	50	10.084	44.716	50	15.041	45.171	50	19.320	45.548	34	21.910	43.298
9	6.716	52.133	9	11.769	45.552	9	16.817	45.262	34	20.155	43.788	50	23.478	45.701
72	7.013	52.430	72	12.034	45.520	72	17.435	45.615	9	21.663	46.115	9	25.066	44.946
2	7.158	52.575	34	12.253	45.321	34	17.636	45.597	2	21.863	45.308	2	25.586	45.266
34	7.431	52.848	2	12.450	45.791	2	17.824	45.588	72	22.236	46.070	72	26.091	45.398
7	7.737	53.154	7	13.562	46.324	7	19.479	46.131	7	24.583	46.373	7	29.183	46.143
45	8.776	54.193	45	15.673	47.396	82	22.523	47.022	82	27.828	46.574	82	32.731	46.446
82	9.216	54.633	82	15.715	46.998	45	23.160	47.701	45	28.965	47.074	45	34.407	46.985
3	11.339	56.756	3	20.092	49.252	3	28.829	48.951	3	36.776	49.216			

SEMSEC Sports Racing & Kit Car Championship Race B

RACE 5 - LAP CHART

Lap 6			Lap 7			Lap 8			Lap 9			Lap 10		
No	Behind	Laptime	No	Behind	Laptime	No	Behind	Laptime	No	Behind	Laptime	No	Behind	Laptime
20		42.555	20		42.641	20		43.958	20		43.259	20		42.690
3	1 LAP	49.357	58	6.661	42.786	45	1 LAP	49.260	82	1 LAP	47.778	58	5.405	43.058
58	6.516	42.849	3	1 LAP	49.092	58	5.470	42.767	58	5.037	42.826	82	1 LAP	47.812
69	9.808	43.333	69	10.786	43.619	69	10.269	43.441	45	1 LAP	47.834	69	10.351	43.337
6	10.087	43.275	6	11.111	43.665	6	10.461	43.308	69	9.704	42.694	6	10.891	43.463
31	16.338	43.857	31	17.469	43.772	3	1 LAP	49.255	6	10.118	42.916	45	1 LAP	48.304
38	16.940	45.182	38	18.817	44.518	31	17.081	43.570	31	17.741	43.919	31	18.879	43.828
47	17.663	44.103	34	23.233	43.048	38	19.417	44.558	3	1 LAP	49.445	34	22.813	43.271
34	22.826	43.471	32	25.389	44.671	34	22.476	43.201	38	20.818	44.660	38	23.712	45.584
32	23.359	45.193	50	28.604	45.068	32	26.534	45.103	34	22.232	43.015	3	1 LAP	48.802
50	26.177	45.254	2	28.905	44.065	50	30.005	45.359	32	28.840	45.565	32	31.245	45.095
2	27.481	44.450	9	30.179	44.683	2	30.182	45.235	50	31.966	45.220	50	34.148	44.872
9	28.137	45.626	72	30.979	45.147	9	30.969	44.748	2	32.309	45.386	2	34.401	44.782
72	28.473	44.937	7	36.674	46.393	72	32.150	45.129	9	33.090	45.380	9	35.377	44.977
7	32.922	46.294	82	40.754	46.702	7	38.799	46.083	72	34.134	45.243	72	36.388	44.944
82	36.693	46.517							7	42.146	46.606			
45	38.621	46.769												

SEMSEC Sports Racing & Kit Car Championship Race B

RACE 5 - LAP CHART

Lap 11			Lap 12			Lap 13			Lap 14			Lap 15		
No	Behind	Laptime	No	Behind	Laptime	No	Behind	Laptime	No	Behind	Laptime	No	Behind	Laptime
20		42.393	20		42.115	20		42.444	20		43.154	20		43.426
7	1 LAP	46.557	58	6.758	43.097	72	1 LAP	46.314	3	2 LAPS	49.209	2	1 LAP	45.664
58	5.776	42.764	7	1 LAP	46.769	9	1 LAP	48.021	72	1 LAP	45.692	50	1 LAP	45.822
82	1 LAP	47.234	69	13.138	43.677	58	6.819	42.505	9	1 LAP	45.522	58	6.254	43.369
69	11.576	43.618	6	13.383	43.501	7	1 LAP	46.002	58	6.311	42.646	9	1 LAP	46.463
6	11.997	43.499	82	1 LAP	47.530	69	14.335	43.641	69	15.167	43.986	3	2 LAPS	48.095
45	1 LAP	47.520	45	1 LAP	47.136	6	14.530	43.591	6	15.507	44.131	72	1 LAP	47.746
31	20.405	43.919	31	22.093	43.803	82	1 LAP	47.080	7	1 LAP	48.252	6	15.620	43.539
34	23.493	43.073	34	24.064	42.686	31	23.823	44.174	34	24.725	43.489	69	15.767	44.026
38	25.949	44.630	38	28.045	44.211	34	24.390	42.770	31	25.639	44.970	7	1 LAP	46.107
3	1 LAP	48.444	32	37.733	45.687	45	1 LAP	46.664	82	1 LAP	48.277	34	25.319	44.020
32	34.161	45.309	3	1 LAP	48.927	38	30.329	44.728	45	1 LAP	46.917	31	26.315	44.102
50	36.516	44.761	50	39.439	45.038	32	40.718	45.429	38	31.645	44.470	82	1 LAP	46.151
2	37.051	45.043	2	39.754	44.818	2	42.445	45.135	32	43.087	45.523	38	32.614	44.395
9	37.976	44.992				50	42.945	45.950				45	1 LAP	47.006
72	39.037	45.042										32	44.976	45.315

SEMSEC Saloon & Sports Car Championship Race A

QUALIFYING RACE 1 - CLASSIFICATION

POS	NO	CL	NAME	ENTRY	TIME	ON	LAPS	GAP	DIFF	MPH
1	28	3	Steve PARISH	Porsche 911	43.470	15	19			82.81
2	8	3	Cliff FINN	Ginetta G12	45.678	14	16	2.208	2.208	78.81
3	26	2	Bill RICHARDS	Rover Mini Clubman	45.920	7	11	2.450	0.242	78.39
4	12	2	David FULLER	MG Midget	46.340	8	18	2.870	0.420	77.68
5	11	3	Steve WEATHERLEY	Ford Sierra Sapphire	46.430	6	10	2.960	0.090	77.53
6	96	3	Nigel CRAIG	Ford Escort RS2000	46.461	6	7	2.991	0.031	77.48
7	49	4	Steve WATERMAN	Toyota Starlet	46.870	5	14	3.400	0.409	76.80
8	46	3	Scott BROOKER	Renault Clio Cup	47.929	6	15	4.459	1.059	75.10
9	52	1	Chris WATKINSON	Rover Mini	48.316	13	18	4.846	0.387	74.50
10	70	3	Tony SKELTON	Renault Clio	48.486	6	10	5.016	0.170	74.24
11	4	1	James LINDRIDGE	Rover Mini	48.654	9	13	5.184	0.168	73.98
12	16	4	Keith WATERMAN	Peugeot 206 Silhouette	48.791	6	11	5.321	0.137	73.78
13	27	2	Stuart GIBBONS	Ginetta G20	50.077	15	16	6.607	1.286	71.88
14	92	4	John CHAPLIN	MG BGT V8	50.442	11	12	6.972	0.365	71.36
15	88	1	Neal GARDINER	Austin Metro GTi	51.843	14	17	8.373	1.401	69.43
16	14	1	Gemma MORRIS	Austin Mini	52.156	11	15	8.686	0.313	69.02
17	41	2	Kieron LEHANE	Ford Fiesta	53.005	8	16	9.535	0.849	67.91
18	50	1	Sam SMITHSON	Ford Fiesta	53.950	12	16	10.480	0.945	66.72

Car No 70 needs a working transponder please.
Car 13 was seen.

Weather / Track : Bright / Dry

These results are provisional until the conclusion of any judicial and technical matters.

Lydden Hill
Circuit Length = 1.0000 miles
Start: 12:37 End: 12:54

Clerk of Course :		Timekeeper :
-------------------	--	--------------

SEMSEC Saloon & Sports Car Championship Race A

QUALIFYING RACE 1 - LAP ANALYSIS

4	James LINDRIDGE		1		Rover Mini		
1 -	1:04.664	+ 16.010	12:39:20.333	8 -	48.677	+ 0.023	12:45:11.964
2 -	53.251	+ 4.597	12:40:13.584	9 -	48.654		12:46:00.618
3 -	51.857	+ 3.203	12:41:05.441	10 -	50.497	+ 1.843	12:46:51.115
4 -	49.995	+ 1.341	12:41:55.436	11 -	49.485	+ 0.831	12:47:40.600
5 -	50.217	+ 1.563	12:42:45.653	12 -	48.942	+ 0.288	12:48:29.542
6 -	48.949	+ 0.295	12:43:34.602	13 -	49.972	+ 1.318	12:49:19.514
7 -	48.685	+ 0.031	12:44:23.287				
8	Cliff FINN		3		Ginetta G12		
1 -	59.232	+ 13.554	12:39:10.272	9 -	45.955	+ 0.277	12:45:29.401
2 -	49.335	+ 3.657	12:39:59.607	10 -	48.616	+ 2.938	12:46:18.017
3 -	50.671	+ 4.993	12:40:50.278	11 -	46.264	+ 0.586	12:47:04.281
4 -	47.392	+ 1.714	12:41:37.670	12 -	45.801	+ 0.123	12:47:50.082
5 -	46.606	+ 0.928	12:42:24.276	13 -	46.206	+ 0.528	12:48:36.288
6 -	46.196	+ 0.518	12:43:10.472	14 -	45.678		12:49:21.966
7 -	46.122	+ 0.444	12:43:56.594	15 -	46.419	+ 0.741	12:50:08.385
8 -	46.852	+ 1.174	12:44:43.446	16 -	1:01.395	+ 15.717	12:51:09.780
11	Steve WEATHERLEY		3		Ford Sierra Sapphire		
1 -	57.782	+ 11.352	12:39:07.008	6 -	46.430		12:43:07.559
2 -	50.401	+ 3.971	12:39:57.409	7 -	46.797	+ 0.367	12:43:54.356
3 -	48.852	+ 2.422	12:40:46.261	8 -	46.814	+ 0.384	12:44:41.170
4 -	46.978	+ 0.548	12:41:33.239	9 -	47.196	+ 0.766	12:45:28.366
5 -	47.890	+ 1.460	12:42:21.129	10 -	48.833	+ 2.403	12:46:17.199
12	David FULLER		2		MG Midget		
1 -	54.311	+ 7.971	12:39:00.838	10 -	46.410	+ 0.070	12:46:00.884
2 -	46.726	+ 0.386	12:39:47.564	11 -	47.163	+ 0.823	12:46:48.047
3 -	46.362	+ 0.022	12:40:33.926	12 -	47.137	+ 0.797	12:47:35.184
4 -	46.433	+ 0.093	12:41:20.359	13 -	46.723	+ 0.383	12:48:21.907
5 -	46.509	+ 0.169	12:42:06.868	14 -	47.803	+ 1.463	12:49:09.710
6 -	47.291	+ 0.951	12:42:54.159	15 -	46.784	+ 0.444	12:49:56.494
7 -	47.448	+ 1.108	12:43:41.607	16 -	46.833	+ 0.493	12:50:43.327
8 -	46.340		12:44:27.947	17 -	47.237	+ 0.897	12:51:30.564
9 -	46.527	+ 0.187	12:45:14.474	18 -	47.528	+ 1.188	12:52:18.092
14	Gemma MORRIS		1		Austin Mini		
1 -	1:04.778	+ 12.622	12:39:20.000	9 -	53.826	+ 1.670	12:46:34.081
2 -	56.449	+ 4.293	12:40:16.449	10 -	53.059	+ 0.903	12:47:27.140
3 -	55.710	+ 3.554	12:41:12.159	11 -	52.156		12:48:19.296
4 -	53.962	+ 1.806	12:42:06.121	12 -	53.400	+ 1.244	12:49:12.696
5 -	54.626	+ 2.470	12:43:00.747	13 -	54.044	+ 1.888	12:50:06.740
6 -	53.605	+ 1.449	12:43:54.352	14 -	52.369	+ 0.213	12:50:59.109
7 -	53.122	+ 0.966	12:44:47.474	15 -	52.691	+ 0.535	12:51:51.800
8 -	52.781	+ 0.625	12:45:40.255				
16	Keith WATERMAN		4		Peugeot 206 Silhouette		
1 -	1:05.121	+ 16.330	12:39:26.026	7 -	51.303	+ 2.512	12:44:36.376
2 -	58.185	+ 9.394	12:40:24.211	8 -	49.515	+ 0.724	12:45:25.891
3 -	52.620	+ 3.829	12:41:16.831	9 -	51.988	+ 3.197	12:46:17.879
4 -	49.970	+ 1.179	12:42:06.801	10 -	51.229	+ 2.438	12:47:09.108
5 -	49.481	+ 0.690	12:42:56.282	11 -	51.145	+ 2.354	12:48:00.253
6 -	48.791		12:43:45.073				
26	Bill RICHARDS		2		Rover Mini Clubman		
1 -	57.896	+ 11.976	12:39:06.145	7 -	45.920		12:43:48.987
2 -	50.496	+ 4.576	12:39:56.641	8 -	46.167	+ 0.247	12:44:35.154
3 -	47.638	+ 1.718	12:40:44.279	9 -	46.361	+ 0.441	12:45:21.515
4 -	46.428	+ 0.508	12:41:30.707	10 -	46.311	+ 0.391	12:46:07.826
5 -	46.333	+ 0.413	12:42:17.040	11 -	56.678	+ 10.758	12:47:04.504
6 -	46.027	+ 0.107	12:43:03.067				

Lydden Hill
 Circuit Length = 1.0000 miles
 Start: 12:37 End: 12:54

Weather / Track : Bright / Dry

SEMSEC Saloon & Sports Car Championship Race A

QUALIFYING RACE 1 - LAP ANALYSIS

27	Stuart GIBBONS			2 Ginetta G20			
1 -	1:04.601	+ 14.524	12:39:24.099	9 -	52.044	+ 1.967	12:46:21.030
2 -	53.819	+ 3.742	12:40:17.918	10 -	52.246	+ 2.169	12:47:13.276
3 -	51.773	+ 1.696	12:41:09.691	11 -	51.169	+ 1.092	12:48:04.445
4 -	51.434	+ 1.357	12:42:01.125	12 -	50.766	+ 0.689	12:48:55.211
5 -	51.102	+ 1.025	12:42:52.227	13 -	50.577	+ 0.500	12:49:45.788
6 -	52.618	+ 2.541	12:43:44.845	14 -	50.745	+ 0.668	12:50:36.533
7 -	52.405	+ 2.328	12:44:37.250	15 -	50.077		12:51:26.610
8 -	51.736	+ 1.659	12:45:28.986	16 -	55.983	+ 5.906	12:52:22.593
28	Steve PARISH			3 Porsche 911			
1 -	59.546	+ 16.076	12:39:09.833	11 -	43.787	+ 0.317	12:46:51.818
2 -	49.345	+ 5.875	12:39:59.178	12 -	45.603	+ 2.133	12:47:37.421
3 -	49.160	+ 5.690	12:40:48.338	13 -	45.103	+ 1.633	12:48:22.524
4 -	45.999	+ 2.529	12:41:34.337	14 -	45.106	+ 1.636	12:49:07.630
5 -	45.552	+ 2.082	12:42:19.889	15 -	43.470		12:49:51.100
6 -	43.878	+ 0.408	12:43:03.767	16 -	44.009	+ 0.539	12:50:35.109
7 -	45.617	+ 2.147	12:43:49.384	17 -	44.431	+ 0.961	12:51:19.540
8 -	47.796	+ 4.326	12:44:37.180	18 -	45.367	+ 1.897	12:52:04.907
9 -	47.096	+ 3.626	12:45:24.276	19 -	51.073	+ 7.603	12:52:55.980
10 -	43.755	+ 0.285	12:46:08.031				
41	Kieron LEHANE			2 Ford Fiesta			
1 -	1:04.071	+ 11.066	12:39:17.782	9 -	53.577	+ 0.572	12:46:36.299
2 -	55.243	+ 2.238	12:40:13.025	10 -	54.111	+ 1.106	12:47:30.410
3 -	58.129	+ 5.124	12:41:11.154	11 -	54.009	+ 1.004	12:48:24.419
4 -	54.228	+ 1.223	12:42:05.382	12 -	56.473	+ 3.468	12:49:20.892
5 -	57.035	+ 4.030	12:43:02.417	13 -	53.394	+ 0.389	12:50:14.286
6 -	54.243	+ 1.238	12:43:56.660	14 -	53.682	+ 0.677	12:51:07.968
7 -	53.057	+ 0.052	12:44:49.717	15 -	53.956	+ 0.951	12:52:01.924
8 -	53.005		12:45:42.722	16 -	53.182	+ 0.177	12:52:55.106
46	Scott BROOKER			3 Renault Clio Cup			
1 -	1:04.485	+ 16.556	12:39:23.159	9 -	48.558	+ 0.629	12:45:58.890
2 -	53.941	+ 6.012	12:40:17.100	10 -	48.987	+ 1.058	12:46:47.877
3 -	50.048	+ 2.119	12:41:07.148	11 -	49.493	+ 1.564	12:47:37.370
4 -	49.275	+ 1.346	12:41:56.423	12 -	49.218	+ 1.289	12:48:26.588
5 -	48.908	+ 0.979	12:42:45.331	13 -	49.051	+ 1.122	12:49:15.639
6 -	47.929		12:43:33.260	14 -	49.069	+ 1.140	12:50:04.708
7 -	48.129	+ 0.200	12:44:21.389	15 -	49.182	+ 1.253	12:50:53.890
8 -	48.943	+ 1.014	12:45:10.332				
49	Steve WATERMAN			4 Toyota Starlet			
1 -	1:02.994	+ 16.124	12:39:15.791	8 -	47.104	+ 0.234	12:44:49.883
2 -	49.789	+ 2.919	12:40:05.580	9 -	47.701	+ 0.831	12:45:37.584
3 -	47.311	+ 0.441	12:40:52.891	10 -	47.520	+ 0.650	12:46:25.104
4 -	47.965	+ 1.095	12:41:40.856	11 -	47.268	+ 0.398	12:47:12.372
5 -	46.870		12:42:27.726	12 -	47.518	+ 0.648	12:47:59.890
6 -	47.240	+ 0.370	12:43:14.966	13 -	47.104	+ 0.234	12:48:46.994
7 -	47.813	+ 0.943	12:44:02.779	14 -	47.757	+ 0.887	12:49:34.751
50	Sam SMITHSON			1 Ford Fiesta			
1 -	1:05.441	+ 11.491	12:39:25.368	9 -	55.159	+ 1.209	12:46:51.032
2 -	58.023	+ 4.073	12:40:23.391	10 -	54.893	+ 0.943	12:47:45.925
3 -	58.277	+ 4.327	12:41:21.668	11 -	54.178	+ 0.228	12:48:40.103
4 -	54.767	+ 0.817	12:42:16.435	12 -	53.950		12:49:34.053
5 -	55.615	+ 1.665	12:43:12.050	13 -	55.278	+ 1.328	12:50:29.331
6 -	54.988	+ 1.038	12:44:07.038	14 -	54.799	+ 0.849	12:51:24.130
7 -	54.208	+ 0.258	12:45:01.246	15 -	54.847	+ 0.897	12:52:18.977
8 -	54.627	+ 0.677	12:45:55.873	16 -	55.366	+ 1.416	12:53:14.343
52	Chris WATKINSON			1 Rover Mini			
1 -	1:04.578	+ 16.262	12:39:20.803	10 -	48.453	+ 0.137	12:46:45.954

Lydden Hill
Circuit Length = 1.0000 miles
Start: 12:37 End: 12:54

Weather / Track : Bright / Dry


SEMSEC Saloon & Sports Car Championship Race A

QUALIFYING RACE 1 - LAP ANALYSIS

2 -	52.922	+ 4.606	12:40:13.725	11 -	48.994	+ 0.678	12:47:34.948
3 -	50.653	+ 2.337	12:41:04.378	12 -	49.669	+ 1.353	12:48:24.617
4 -	50.262	+ 1.946	12:41:54.640	13 -	48.316		12:49:12.933
5 -	48.484	+ 0.168	12:42:43.124	14 -	48.922	+ 0.606	12:50:01.855
6 -	48.623	+ 0.307	12:43:31.747	15 -	48.559	+ 0.243	12:50:50.414
7 -	48.345	+ 0.029	12:44:20.092	16 -	48.427	+ 0.111	12:51:38.841
8 -	48.552	+ 0.236	12:45:08.644	17 -	51.565	+ 3.249	12:52:30.406
9 -	48.857	+ 0.541	12:45:57.501	18 -	49.255	+ 0.939	12:53:19.661
70	Tony SKELTON		3		Renault Clio		
1 -	59.328	+ 10.842	12:39:09.081	6 -	48.486		12:43:15.355
2 -	49.875	+ 1.389	12:39:58.956	7 -	49.449	+ 0.963	12:44:04.804
3 -	49.728	+ 1.242	12:40:48.684	8 -	49.700	+ 1.214	12:44:54.504
4 -	49.684	+ 1.198	12:41:38.368	9 -	49.010	+ 0.524	12:45:43.514
5 -	48.501	+ 0.015	12:42:26.869	10 -	51.981	+ 3.495	12:46:35.495
88	Neal GARDINER		1		Austin Metro GTi		
1 -	1:01.109	+ 9.266	12:39:13.428	10 -	54.139	+ 2.296	12:47:14.496
2 -	54.367	+ 2.524	12:40:07.795	11 -	52.172	+ 0.329	12:48:06.668
3 -	52.974	+ 1.131	12:41:00.769	12 -	51.867	+ 0.024	12:48:58.535
4 -	52.842	+ 0.999	12:41:53.611	13 -	51.918	+ 0.075	12:49:50.453
5 -	53.597	+ 1.754	12:42:47.208	14 -	51.843		12:50:42.296
6 -	52.088	+ 0.245	12:43:39.296	15 -	52.308	+ 0.465	12:51:34.604
7 -	52.804	+ 0.961	12:44:32.100	16 -	52.514	+ 0.671	12:52:27.118
8 -	52.962	+ 1.119	12:45:25.062	17 -	53.392	+ 1.549	12:53:20.510
9 -	55.295	+ 3.452	12:46:20.357				
92	John CHAPLIN		4		MG BGT V8		
1 -	1:04.564	+ 14.122	12:39:16.307	7 -	59.021	+ 8.579	12:44:46.250
2 -	52.948	+ 2.506	12:40:09.255	8 -	51.703	+ 1.261	12:45:37.953
3 -	52.533	+ 2.091	12:41:01.788	9 -	52.890	+ 2.448	12:46:30.843
4 -	56.960	+ 6.518	12:41:58.748	10 -	50.508	+ 0.066	12:47:21.351
5 -	52.058	+ 1.616	12:42:50.806	11 -	50.442		12:48:11.793
6 -	56.423	+ 5.981	12:43:47.229	12 -	56.152	+ 5.710	12:49:07.945
96	Nigel CRAIG		3		Ford Escort RS2000		
1 -	1:01.104	+ 14.643	12:39:05.247	5 -	52.186	+ 5.725	12:45:06.909
2 -	50.063	+ 3.602	12:39:55.310	6 -	46.461		12:45:53.370
3 -	50.346	+ 3.885	12:40:45.656	7 -	46.615	+ 0.154	12:46:39.985
4 -	3:29.067	+ 2:42.606	12:44:14.723				

SEMSEC Saloon & Sports Car Championship Race A

RACE 1 - GRID

ROW 10	13	Mary GRINHAM	
ROW 9	41	53.005 Kieron LEHANE	50 53.950 Sam SMITHSON
ROW 8	88	51.843 Neal GARDINER	14 52.156 Gemma MORRIS
ROW 7	27	50.077 Stuart GIBBONS	92 50.442 John CHAPLIN
ROW 6	4	48.654 James LINDRIDGE	16 48.791 Keith WATERMAN
ROW 5	52	48.316 Chris WATKINSON	70 48.486 Tony SKELTON
ROW 4	49	46.870 Steve WATERMAN	46 47.929 Scott BROOKER
ROW 3	11	46.430 Steve WEATHERLEY	96 46.461 Nigel CRAIG
ROW 2	26	45.920 Bill RICHARDS	12 46.340 David FULLER
ROW 1	28	43.470 Steve PARISH	8 45.678 Cliff FINN
Pole			
			

Lydden Hill
Circuit Length = 1.0000 miles

These results are provisional until the conclusion of any judicial and technical matters.

Clerk of Course :		Timekeeper :
-------------------	--	--------------

SEMSEC Saloon & Sports Car Championship Race A

RACE 1 - CLASSIFICATION

POS	NO	CL	NAME	ENTRY	LAPS	TIME	GAP	DIFF	MPH	BEST	ON
1	28	3	Steve PARISH	Porsche 911	15	11:24.452			78.89	44.172	7
2	26	2	Bill RICHARDS	Rover Mini Clubman	15	11:39.199	14.747	14.747	77.22	45.903	7
3	11	3	Steve WEATHERLEY	Ford Sierra Sapphire	15	11:40.120	15.668	0.921	77.12	45.512	7
4	12	2	David FULLER	MG Midget	15	11:46.772	22.320	6.652	76.40	46.082	7
5	96	3	Nigel CRAIG	Ford Escort RS2000	15	11:49.561	25.109	2.789	76.10	46.260	6
6	49	4	Steve WATERMAN	Toyota Starlet	15	11:55.233	30.781	5.672	75.49	46.892	9
7	46	3	Scott BROOKER	Renault Clio Cup	14	11:31.091	1 lap	1 lap	72.92	48.033	2
8	52	1	Chris WATKINSON	Rover Mini	14	11:39.442	1 lap	8.351	72.05	48.272	6
9	4	1	James LINDRIDGE	Rover Mini	14	11:40.562	1 lap	1.120	71.94	48.542	6
10	92	4	John CHAPLIN	MG BGT V8	13	11:30.715	2 laps	1 lap	67.75	50.622	5
11	41	2	Kieron LEHANE	Ford Fiesta	13	11:33.058	2 laps	2.343	67.52	52.345	8
12	14	1	Gemma MORRIS	Austin Mini	13	11:33.347	2 laps	0.289	67.49	51.886	8
13	50	1	Sam SMITHSON	Ford Fiesta	13	11:57.564	2 laps	24.217	65.21	53.376	3

NOT CLASSIFIED

DNF	70	3	Tony SKELTON	Renault Clio	8	6:59.591	7 laps	5 laps	68.63	47.983	2
DNF	16	4	Keith WATERMAN	Peugeot 206 Silhouette	1	1:06.537	14 laps	7 laps	54.10	1:06.537	1
DNF	88	1	Neal GARDINER	Austin Metro GTi	0						

FASTEST LAP

28	3	Steve PARISH	Porsche 911	7	44.172	81.49 mph	131.15 kph
26	2	Bill RICHARDS	Rover Mini Clubman	7	45.903	78.42 mph	126.21 kph
49	4	Steve WATERMAN	Toyota Starlet	9	46.892	76.77 mph	123.54 kph
52	1	Chris WATKINSON	Rover Mini	6	48.272	74.57 mph	120.01 kph

Weather / Track : Bright / Dry

These results are provisional until the conclusion of any judicial and technical matters.

Lydden Hill
Circuit Length = 1.0000 miles
Start: 14:33 End: 14:45

Clerk of Course :		Timekeeper :
-------------------	--	--------------

SEMSEC Saloon & Sports Car Championship Race A
RACE 1 - LAP CHART

Lap 1			Lap 2			Lap 3			Lap 4			Lap 5		
No	Behind	Laptime	No	Behind	Laptime	No	Behind	Laptime	No	Behind	Laptime	No	Behind	Laptime
12		51.153	12		46.379	12		47.003	12		46.392	26		46.552
26	0.699	51.852	26	1.151	46.831	26	0.403	46.255	26	0.311	46.300	28	0.114	45.975
28	1.040	52.193	11	1.674	46.350	11	0.972	46.301	28	1.002	45.982	11	0.794	46.447
11	1.703	52.856	28	2.419	47.758	28	1.412	45.996	11	1.210	46.630	12	1.199	48.062
96	2.338	53.491	96	2.673	46.714	96	2.104	46.434	96	2.126	46.414	96	1.847	46.584
49	3.235	54.388	49	4.363	47.507	49	4.515	47.155	49	5.265	47.142	49	5.467	47.065
46	3.946	55.099	46	5.600	48.033	46	7.215	48.618	46	11.866	51.043	46	13.751	48.748
70	4.460	55.613	70	6.064	47.983	70	7.433	48.372	4	19.720	49.322	52	21.883	48.594
92	6.246	57.399	92	12.147	52.280	4	16.790	50.839	52	20.152	49.156	4	22.422	49.565
4	8.875	1:00.028	4	12.954	50.458	92	17.242	52.098	92	23.634	52.784	92	27.393	50.622
52	9.872	1:01.025	52	13.484	49.991	52	17.388	50.907	41	28.810	52.655	41	34.410	52.463
41	10.069	1:01.222	41	16.773	53.083	41	22.547	52.777	14	29.638	52.807	70	35.087	49.227
14	11.494	1:02.647	14	17.457	52.342	14	23.223	52.769	70	32.723	1:11.682	14	35.691	52.916
50	12.828	1:03.981	50	20.341	53.892	50	26.714	53.376	50	34.241	53.919	50	41.103	53.725
16	15.384	1:06.537												

SEMSEC Saloon & Sports Car Championship Race A

RACE 1 - LAP CHART

Lap 6			Lap 7			Lap 8			Lap 9			Lap 10		
No	Behind	Laptime	No	Behind	Laptime	No	Behind	Laptime	No	Behind	Laptime	No	Behind	Laptime
28		44.325	28		44.172	28		44.220	28		44.855	28		45.201
26	1.625	46.064	26	3.356	45.903	26	5.262	46.126	70	1 LAP	50.522	26	7.351	46.092
11	2.302	45.947	11	3.642	45.512	11	5.602	46.180	26	6.460	46.053	11	7.691	45.837
12	3.043	46.283	12	4.953	46.082	41	1 LAP	52.985	11	7.055	46.308	12	11.431	47.021
96	3.668	46.260	96	6.105	46.609	12	7.334	46.601	12	9.611	47.132	96	12.094	46.666
49	8.562	47.534	50	1 LAP	56.440	14	1 LAP	53.792	92	1 LAP	56.959	49	18.170	47.127
46	17.867	48.555	49	11.493	47.103	96	8.776	46.891	96	10.629	46.708	92	1 LAP	54.022
52	25.716	48.272	46	22.313	48.618	49	14.207	46.934	41	1 LAP	52.345	41	1 LAP	52.679
4	26.525	48.542	52	30.198	48.654	50	1 LAP	54.004	14	1 LAP	51.886	14	1 LAP	52.187
92	34.652	51.698	4	31.107	48.754	46	26.959	48.866	49	16.244	46.892	46	34.458	48.819
70	38.688	48.040	92	41.938	51.458	52	34.811	48.833	50	1 LAP	53.872	50	1 LAP	53.867
41	42.446	52.475	70	42.668	48.152	4	35.831	48.944	46	30.840	48.736	52	41.932	48.518
14	43.251	51.999							52	38.615	48.659	4	43.473	48.904
									4	39.770	48.794			


SEMSEC Saloon & Sports Car Championship Race A

RACE 1 - LAP CHART

Lap 11			Lap 12			Lap 13			Lap 14			Lap 15		
No	Behind	Laptime	No	Behind	Laptime	No	Behind	Laptime	No	Behind	Laptime	No	Behind	Laptime
28		44.595	28		45.110	28		44.172	28		44.632	28		45.266
26	8.878	46.122	50	2 LAPS	54.546	52	1 LAP	49.017	41	2 LAPS	52.733	92	2 LAPS	54.228
11	9.334	46.238	52	1 LAP	49.695	4	1 LAP	48.913	14	2 LAPS	52.984	46	1 LAP	49.019
12	13.446	46.610	4	1 LAP	49.122	26	12.143	46.281	46	1 LAP	49.303	41	2 LAPS	52.774
96	14.631	47.132	26	10.034	46.266	11	12.702	46.313	52	1 LAP	49.063	14	2 LAPS	52.286
49	20.618	47.043	11	10.561	46.337	50	2 LAPS	56.807	4	1 LAP	49.135	26	14.747	46.300
92	1 LAP	51.420	12	15.557	47.221	12	18.119	46.734	26	13.713	46.202	52	1 LAP	49.058
41	1 LAP	52.503	96	17.494	47.973	96	20.447	47.125	11	14.133	46.063	11	15.668	46.801
14	1 LAP	52.400	49	22.613	47.105	49	25.780	47.339	12	20.964	47.477	4	1 LAP	49.242
46	38.740	48.877	92	1 LAP	52.427	92	1 LAP	53.320	96	22.914	47.099	12	22.320	46.622
			41	1 LAP	52.364				50	2 LAPS	54.597	96	25.109	47.461
			14	1 LAP	52.332				49	28.424	47.276	49	30.781	47.623
			46	42.387	48.757							50	2 LAPS	54.538

SEMSEC Saloon & Sports Car Championship Race B

RACE 4 - GRID

ROW 8	16 Keith WATERMAN	88 Neal GARDINER
ROW 7	50 Sam SMITHSON	70 Tony SKELTON
ROW 6	41 Kieron LEHANE	14 Gemma MORRIS
ROW 5	4 James LINDRIDGE	92 John CHAPLIN
ROW 4	46 Scott BROOKER	52 Chris WATKINSON
ROW 3	96 Nigel CRAIG	49 Steve WATERMAN
ROW 2	11 Steve WEATHERLEY	12 David FULLER
ROW 1	28 Steve PARISH	26 Bill RICHARDS
Pole		
		

Lydden Hill
Circuit Length = 1.0000 miles

These results are provisional until the conclusion of any judicial and technical matters.

Clerk of Course :		Timekeeper :

SEMSEC Saloon & Sports Car Championship Race B

RACE 4 - CLASSIFICATION

POS	NO	CL	NAME	ENTRY	LAPS	TIME	GAP	DIFF	MPH	BEST	ON
1	28	3	Steve PARISH	Porsche 911	15	11:33.255			77.89	44.693	4
2	11	3	Steve WEATHERLEY	Ford Sierra Sapphire	15	11:46.081	12.826	12.826	76.47	45.746	6
3	96	3	Nigel CRAIG	Ford Escort RS2000	15	11:58.320	25.065	12.239	75.17	46.681	4
4	49	4	Steve WATERMAN	Toyota Starlet	15	11:58.830	25.575	0.510	75.11	46.976	14
5	70	3	Tony SKELTON	Renault Clio	15	12:12.020	38.765	13.190	73.76	47.327	6
6	46	3	Scott BROOKER	Renault Clio Cup	15	12:23.583	50.328	11.563	72.61	47.922	3
7	4	1	James LINDRIDGE	Rover Mini	14	11:34.217	1 lap	1 lap	72.59	48.495	5
8	16	4	Keith WATERMAN	Peugeot 206 Silhouette	14	12:02.542	1 lap	28.325	69.75	48.606	6
9	92	4	John CHAPLIN	MG BGT V8	14	12:27.418	1 lap	24.876	67.43	51.764	6
10	41	2	Kieron LEHANE	Ford Fiesta	13	11:40.969	2 laps	1 lap	66.76	52.743	13
11	14	1	Gemma MORRIS	Austin Mini	13	11:41.321	2 laps	0.352	66.72	52.150	4
12	88	1	Neal GARDINER	Austin Metro GTi	13	11:44.177	2 laps	2.856	66.45	52.513	4
13	50	1	Sam SMITHSON	Ford Fiesta	12	12:14.390	3 laps	1 lap	58.82	53.666	3

NOT CLASSIFIED

DNF	26	2	Bill RICHARDS	Rover Mini Clubman	14	10:57.513	1 lap	0.000	76.65	45.970	7
DNF	12	2	David FULLER	MG Midget	12	9:25.157	3 laps	2 laps	76.43	46.024	6
DNF	8	3	Cliff FINN	Ginetta G12	1	53.516	14 laps	11 laps	67.26	53.516	1

FASTEST LAP

28	3	Steve PARISH	Porsche 911	4	44.693	80.54 mph	129.62 kph
26	2	Bill RICHARDS	Rover Mini Clubman	7	45.970	78.30 mph	126.02 kph
49	4	Steve WATERMAN	Toyota Starlet	14	46.976	76.63 mph	123.32 kph
4	1	James LINDRIDGE	Rover Mini	5	48.495	74.23 mph	119.46 kph

Weather / Track : Bright / Dry

These results are provisional until the conclusion of any judicial and technical matters.

Lydden Hill
Circuit Length = 1.0000 miles
Start: 15:32 End: 15:44

Clerk of Course :

Timekeeper :

SEMSEC Saloon & Sports Car Championship Race B
RACE 4 - LAP CHART

Lap 1			Lap 2			Lap 3			Lap 4			Lap 5		
No	Behind	Laptime	No	Behind	Laptime	No	Behind	Laptime	No	Behind	Laptime	No	Behind	Laptime
28		50.289	28		45.178	28		45.732	28		44.693	28		45.374
26	1.972	52.261	26	3.383	46.589	26	4.038	46.387	26	5.658	46.313	26	6.270	45.986
12	2.124	52.413	12	4.054	47.108	12	4.761	46.439	12	6.470	46.402	12	7.181	46.085
96	3.024	53.313	11	5.608	47.308	11	6.221	46.345	11	7.596	46.068	11	8.183	45.961
8	3.227	53.516	96	7.015	49.169	96	7.967	46.684	96	9.955	46.681	96	11.394	46.813
11	3.478	53.767	49	7.886	47.994	49	9.187	47.033	49	11.761	47.267	49	13.758	47.371
46	5.048	55.337	46	8.677	48.807	46	10.867	47.922	46	14.390	48.216	46	17.353	48.337
49	5.070	55.359	4	10.158	49.217	4	13.349	48.923	70	17.308	48.339	70	19.478	47.544
4	6.119	56.408	70	10.692	48.883	70	13.662	48.702	4	17.835	49.179	4	20.956	48.495
70	6.987	57.276	92	17.032	52.893	50	1 LAP	1:09.316	50	1 LAP	53.666	16	37.704	52.161
92	9.317	59.606	41	19.171	53.797	92	23.525	52.225	92	30.661	51.829	92	38.295	53.008
41	10.552	1:00.841	14	21.303	54.047	16	26.277	50.495	16	30.917	49.333	41	44.258	54.438
14	12.434	1:02.723	16	21.514	53.263	41	26.954	53.515	41	35.194	52.933	14	44.747	54.428
16	13.429	1:03.718	88	23.300	54.408	14	28.236	52.665	14	35.693	52.150			
88	14.070	1:04.359				88	30.295	52.727	88	38.115	52.513			
50	41.057	1:31.346												

SEMSEC Saloon & Sports Car Championship Race B
RACE 4 - LAP CHART


Lap 6			Lap 7			Lap 8			Lap 9			Lap 10		
No	Behind	Laptime	No	Behind	Laptime	No	Behind	Laptime	No	Behind	Laptime	No	Behind	Laptime
28		46.317	28		46.300	28		46.530	28		45.889	28		46.295
88	1 LAP	53.788	41	1 LAP	53.187	92	1 LAP	53.208	16	1 LAP	50.104	16	1 LAP	50.855
26	5.992	46.039	14	1 LAP	53.270	26	5.692	46.560	26	6.595	46.792	26	6.849	46.549
12	6.888	46.024	26	5.662	45.970	12	7.300	46.892	12	8.224	46.813	12	8.297	46.368
11	7.612	45.746	12	6.938	46.350	11	7.644	46.934	11	8.686	46.931	11	8.797	46.406
50	2 LAPS	1:14.424	11	7.240	45.928	41	1 LAP	53.586	92	1 LAP	53.310	96	15.554	47.142
96	11.933	46.856	88	1 LAP	54.396	14	1 LAP	53.683	96	14.707	47.341	92	1 LAP	52.325
49	14.475	47.034	96	12.748	47.115	96	13.255	47.037	49	18.235	47.677	49	19.156	47.216
46	19.577	48.541	49	15.866	47.691	88	1 LAP	53.493	41	1 LAP	53.279	41	1 LAP	52.804
70	20.488	47.327	50	2 LAPS	56.127	49	16.447	47.111	14	1 LAP	53.319	14	1 LAP	52.663
4	23.448	48.809	70	22.231	48.043	70	23.910	48.209	88	1 LAP	52.964	70	27.349	47.687
16	39.993	48.606	46	23.996	50.719	46	28.117	50.651	70	25.957	47.936	88	1 LAP	53.615
92	43.742	51.764	4	26.169	49.021	4	28.627	48.988	46	30.950	48.722	46	33.371	48.716
			16	42.605	48.912	50	2 LAPS	56.394	4	31.604	48.866	4	33.933	48.624
									50	2 LAPS	53.860			

SEMSEC Saloon & Sports Car Championship Race B
RACE 4 - LAP CHART

Lap 11			Lap 12			Lap 13			Lap 14			Lap 15		
No	Behind	Laptime	No	Behind	Laptime	No	Behind	Laptime	No	Behind	Laptime	No	Behind	Laptime
28		46.409	28		44.774	28		44.846	28		47.146	28		47.483
50	3 LAPS	57.316	26	8.817	46.628	26	10.201	46.230	41	2 LAPS	53.940	4	1 LAP	49.207
26	6.963	46.523	11	10.922	46.820	11	12.727	46.651	14	2 LAPS	53.875	41	2 LAPS	52.743
12	8.387	46.499	12	11.377	47.764	16	1 LAP	50.444	88	2 LAPS	53.096	14	2 LAPS	52.821
11	8.876	46.488	50	3 LAPS	56.104	96	24.295	49.119	26	11.741	48.686	88	2 LAPS	52.978
16	1 LAP	52.858	16	1 LAP	49.373	49	26.000	47.524	11	12.371	46.790	11	12.826	47.938
96	16.716	47.571	96	20.022	48.080	50	3 LAPS	57.168	96	25.143	47.994	96	25.065	47.405
49	20.688	47.941	49	23.322	47.408	70	37.350	49.684	49	25.830	46.976	49	25.575	47.228
92	1 LAP	53.618	92	1 LAP	52.469	92	1 LAP	52.582	16	1 LAP	52.734	16	1 LAP	49.686
70	29.254	48.314	70	32.512	48.032	46	45.079	48.975	50	3 LAPS	54.424	70	38.765	48.079
41	1 LAP	53.045	41	1 LAP	52.861	4	46.384	49.929	70	38.169	47.965	50	3 LAPS	54.245
14	1 LAP	52.925	14	1 LAP	52.752				92	1 LAP	52.941	46	50.328	50.959
88	1 LAP	52.733	46	40.950	49.510				46	46.852	48.919	92	1 LAP	55.640
46	36.214	49.252	4	41.301	49.542									
4	36.533	49.009	88	1 LAP	53.107									

SEMSEC Saloon & Sports Car Championship Race B

RACE 4 - GRID

ROW 8	16 Keith WATERMAN	88 Neal GARDINER
ROW 7	50 Sam SMITHSON	70 Tony SKELTON
ROW 6	41 Kieron LEHANE	14 Gemma MORRIS
ROW 5	4 James LINDRIDGE	92 John CHAPLIN
ROW 4	46 Scott BROOKER	52 Chris WATKINSON
ROW 3	96 Nigel CRAIG	49 Steve WATERMAN
ROW 2	11 Steve WEATHERLEY	12 David FULLER
ROW 1	28 Steve PARISH	26 Bill RICHARDS
Pole		
		


Lydden Hill
Circuit Length = 1.0000 miles

These results are provisional until the conclusion of any judicial and technical matters.

Clerk of Course :		Timekeeper :

SEMSEC Saloon & Sports Car Championship Race B

RACE 4 - GRID

ROW 8	16 Keith WATERMAN	88 Neal GARDINER
ROW 7	50 Sam SMITHSON	70 Tony SKELTON
ROW 6	41 Kieron LEHANE	14 Gemma MORRIS
ROW 5	4 James LINDRIDGE	92 John CHAPLIN
ROW 4	46 Scott BROOKER	52 Chris WATKINSON
ROW 3	96 Nigel CRAIG	49 Steve WATERMAN
ROW 2	11 Steve WEATHERLEY	12 David FULLER
ROW 1	28 Steve PARISH	26 Bill RICHARDS
Pole		
		


Lydden Hill
Circuit Length = 1.0000 miles

These results are provisional until the conclusion of any judicial and technical matters.

Clerk of Course :		Timekeeper :

SEMSEC Saloon & Sports Car Championship Race B

RACE 4 - GRID

ROW 8	16 Keith WATERMAN	88 Neal GARDINER
ROW 7	50 Sam SMITHSON	70 Tony SKELTON
ROW 6	41 Kieron LEHANE	14 Gemma MORRIS
ROW 5	4 James LINDRIDGE	92 John CHAPLIN
ROW 4	46 Scott BROOKER	52 Chris WATKINSON
ROW 3	96 Nigel CRAIG	49 Steve WATERMAN
ROW 2	11 Steve WEATHERLEY	12 David FULLER
ROW 1	28 Steve PARISH	26 Bill RICHARDS
Pole		
		

Lydden Hill
Circuit Length = 1.0000 miles

These results are provisional until the conclusion of any judicial and technical matters.

Clerk of Course :

Timekeeper :

RAFMSA Handicap Challenge Race
QUALIFYING RACE 6 - CLASSIFICATION

POS	NO	CL	NAME	ENTRY	TIME	ON	LAPS	GAP	DIFF	MPH
1	86		Ian FLETCHER	Fletcher Hornet Mk4	45.513	9	10			79.09
2	62		Paul MARTIN-JONES	Radical Clubsport	46.720	8	11	1.207	1.207	77.05
3	58		Simon WING	Peugeot MI16	49.540	18	18	4.027	2.820	72.66
4	49		Brian WATSON	Locost Locoblade	49.571	12	16	4.058	0.031	72.62
5	76		Si FROWEN	Stuart Taylor Locoblade	49.757	6	18	4.244	0.186	72.34
6	30		Paul WATERHOUSE	Peugeot 405 MI16	53.796	14	17	8.283	4.039	66.91
7	69		Darren HOWE	VW Golf Mk2 V8	54.477	12	16	8.964	0.681	66.08

Weather / Track : Bright / Dry

These results are provisional until the conclusion of any judicial and technical matters.

Lydden Hill
 Circuit Length = 1.0000 miles
 Start: 13:17 End: 13:33

Clerk of Course :		Timekeeper :
-------------------	--	--------------

RAFMSA Handicap Challenge Race

QUALIFYING RACE 6 - LAP ANALYSIS

30	Paul WATERHOUSE			Peugeot 405 MI16			
1 -	57.256	+ 3.460	13:18:13.098	10 -	54.496	+ 0.700	13:26:26.027
2 -	56.220	+ 2.424	13:19:09.318	11 -	54.342	+ 0.546	13:27:20.369
3 -	55.409	+ 1.613	13:20:04.727	12 -	54.012	+ 0.216	13:28:14.381
4 -	54.079	+ 0.283	13:20:58.806	13 -	53.944	+ 0.148	13:29:08.325
5 -	54.299	+ 0.503	13:21:53.105	14 -	53.796		13:30:02.121
6 -	54.653	+ 0.857	13:22:47.758	15 -	54.640	+ 0.844	13:30:56.761
7 -	54.515	+ 0.719	13:23:42.273	16 -	54.428	+ 0.632	13:31:51.189
8 -	55.396	+ 1.600	13:24:37.669	17 -	53.824	+ 0.028	13:32:45.013
9 -	53.862	+ 0.066	13:25:31.531				
49	Brian WATSON			Locost Locoblade			
1 -	58.142	+ 8.571	13:18:18.911	9 -	50.269	+ 0.698	13:25:03.063
2 -	51.613	+ 2.042	13:19:10.524	10 -	49.661	+ 0.090	13:25:52.724
3 -	51.246	+ 1.675	13:20:01.770	11 -	49.693	+ 0.122	13:26:42.417
4 -	50.467	+ 0.896	13:20:52.237	12 -	49.571		13:27:31.988
5 -	50.277	+ 0.706	13:21:42.514	13 -	50.823	+ 1.252	13:28:22.811
6 -	49.944	+ 0.373	13:22:32.458	14 -	49.807	+ 0.236	13:29:12.618
7 -	50.095	+ 0.524	13:23:22.553	15 -	49.811	+ 0.240	13:30:02.429
8 -	50.241	+ 0.670	13:24:12.794	16 -	50.139	+ 0.568	13:30:52.568
58	Simon WING			Peugeot MI16			
1 -	56.776	+ 7.236	13:18:14.466	10 -	50.280	+ 0.740	13:26:11.651
2 -	53.546	+ 4.006	13:19:08.012	11 -	50.154	+ 0.614	13:27:01.805
3 -	51.006	+ 1.466	13:19:59.018	12 -	49.774	+ 0.234	13:27:51.579
4 -	56.397	+ 6.857	13:20:55.415	13 -	49.957	+ 0.417	13:28:41.536
5 -	54.125	+ 4.585	13:21:49.540	14 -	49.833	+ 0.293	13:29:31.369
6 -	52.834	+ 3.294	13:22:42.374	15 -	50.581	+ 1.041	13:30:21.950
7 -	54.082	+ 4.542	13:23:36.456	16 -	49.840	+ 0.300	13:31:11.790
8 -	54.945	+ 5.405	13:24:31.401	17 -	50.002	+ 0.462	13:32:01.792
9 -	49.970	+ 0.430	13:25:21.371	18 -	49.540		13:32:51.332
62	Paul MARTIN-JONES			Radical Clubsport			
1 -	56.662	+ 9.942	13:18:32.067	7 -	48.876	+ 2.156	13:23:22.675
2 -	50.019	+ 3.299	13:19:22.086	8 -	46.720		13:24:09.395
3 -	49.097	+ 2.377	13:20:11.183	9 -	46.821	+ 0.101	13:24:56.216
4 -	47.940	+ 1.220	13:20:59.123	10 -	48.806	+ 2.086	13:25:45.022
5 -	47.193	+ 0.473	13:21:46.316	11 -	49.254	+ 2.534	13:26:34.276
6 -	47.483	+ 0.763	13:22:33.799				
69	Darren HOWE			VW Golf Mk2 V8			
1 -	1:02.860	+ 8.383	13:18:23.265	9 -	55.536	+ 1.059	13:25:51.102
2 -	56.509	+ 2.032	13:19:19.774	10 -	55.332	+ 0.855	13:26:46.434
3 -	57.043	+ 2.566	13:20:16.817	11 -	54.571	+ 0.094	13:27:41.005
4 -	57.537	+ 3.060	13:21:14.354	12 -	54.477		13:28:35.482
5 -	55.728	+ 1.251	13:22:10.082	13 -	55.132	+ 0.655	13:29:30.614
6 -	55.505	+ 1.028	13:23:05.587	14 -	55.318	+ 0.841	13:30:25.932
7 -	55.379	+ 0.902	13:24:00.966	15 -	55.347	+ 0.870	13:31:21.279
8 -	54.600	+ 0.123	13:24:55.566	16 -	55.383	+ 0.906	13:32:16.662
76	Si FROWEN			Stuart Taylor Locoblade			
1 -	57.118	+ 7.361	13:18:15.350	10 -	49.928	+ 0.171	13:25:54.152
2 -	54.325	+ 4.568	13:19:09.675	11 -	50.299	+ 0.542	13:26:44.451
3 -	51.553	+ 1.796	13:20:01.228	12 -	50.325	+ 0.568	13:27:34.776
4 -	50.429	+ 0.672	13:20:51.657	13 -	49.887	+ 0.130	13:28:24.663
5 -	50.342	+ 0.585	13:21:41.999	14 -	49.797	+ 0.040	13:29:14.460
6 -	49.757		13:22:31.756	15 -	50.014	+ 0.257	13:30:04.474
7 -	50.111	+ 0.354	13:23:21.867	16 -	52.309	+ 2.552	13:30:56.783
8 -	51.895	+ 2.138	13:24:13.762	17 -	51.222	+ 1.465	13:31:48.005
9 -	50.462	+ 0.705	13:25:04.224	18 -	50.726	+ 0.969	13:32:38.731
86	Ian FLETCHER			Fletcher Hornet Mk4			
1 -	49.093	+ 3.580	13:18:01.599	6 -	45.930	+ 0.417	13:21:56.839


Lydden Hill
 Circuit Length = 1.0000 miles
 Start: 13:17 End: 13:33

Weather / Track : Bright / Dry

RAFMSA Handicap Challenge Race
QUALIFYING RACE 6 - LAP ANALYSIS

2 -	47.858	+ 2.345	13:18:49.457	7 -	46.405	+ 0.892	13:22:43.244
3 -	47.228	+ 1.715	13:19:36.685	8 -	46.035	+ 0.522	13:23:29.279
4 -	47.136	+ 1.623	13:20:23.821	9 -	45.513		13:24:14.792
5 -	47.088	+ 1.575	13:21:10.909	10 -	46.827	+ 1.314	13:25:01.619

RAFMSA Handicap Challenge Race
RACE 6 - GRID

ROW 4		54.477 69 Darren HOWE	
ROW 3	49.757 76 Si FROWEN		53.796 30 Paul WATERHOUSE
ROW 2		49.540 58 Simon WING	49.571 49 Brian WATSON
ROW 1	45.513 86 Ian FLETCHER		46.720 62 Paul MARTIN-JONES
Pole			
			

Lydden Hill
 Circuit Length = 1.0000 miles

These results are provisional until the conclusion of any judicial and technical matters.

Clerk of Course :		Timekeeper :

RAFMSA Handicap Challenge Race

RACE 6 - CLASSIFICATION

POS	NO	CL	NAME	ENTRY	LAPS	TIME	GAP	DIFF	MPH	BEST	ON
1	62		Paul MARTIN-JONES	Radical Clubsport	15	11:29.855			78.27	45.214	5
2	86		Ian FLETCHER	Fletcher Hornet Mk4	15	11:31.341	1.486	1.486	78.10	45.343	8
3	76		Si FROWEN	Stuart Taylor Locoblade	14	11:43.410	1 lap	1 lap	71.64	49.082	7
4	58		Simon WING	Peugeot MI16	14	11:45.104	1 lap	1.694	71.47	49.373	4
5	30		Paul WATERHOUSE	Peugeot 405 MI16	13	11:44.841	2 laps	1 lap	66.39	53.355	5
6	69		Darren HOWE	VW Golf Mk2 V8	13	11:46.157	2 laps	1.316	66.27	53.384	10
NOT CLASSIFIED											
DNF	49		Brian WATSON	Locost Locoblade	7	5:47.334	8 laps	6 laps	72.55	48.181	2
FASTEST LAP											
	62		Paul MARTIN-JONES	Radical Clubsport	5	45.214			79.61 mph	128.13 kph	

Weather / Track : Sunny / Dry

These results are provisional until the conclusion of any judicial and technical matters.

Lydden Hill
 Circuit Length = 1.0000 miles
 Start: 16:11 End: 16:23

Clerk of Course :

Timekeeper :

RAFMSA Handicap Challenge Race

RACE 6 - LAP CHART

Lap 1			Lap 2			Lap 3			Lap 4			Lap 5		
No	Behind	Laptime	No	Behind	Laptime	No	Behind	Laptime	No	Behind	Laptime	No	Behind	Laptime
86		50.122	86		45.713	86		45.629	86		45.521	62		45.214
62	0.637	50.759	62	0.675	45.751	62	0.261	45.215	62	0.399	45.659	86	0.016	45.629
49	4.328	54.450	49	6.796	48.181	49	10.228	49.061	49	13.510	48.803	49	16.856	48.959
58	5.345	55.467	58	9.036	49.404	58	12.852	49.445	58	16.704	49.373	58	20.535	49.444
76	5.715	55.837	76	9.770	49.768	76	13.935	49.794	76	18.466	50.052	76	22.681	49.828
30	9.978	1:00.100	30	17.877	53.612	30	26.129	53.881	30	34.017	53.409	30	41.759	53.355
69	10.448	1:00.570	69	18.511	53.776	69	26.624	53.742	69	34.618	53.515	69	42.442	53.437

RAFMSA Handicap Challenge Race

RACE 6 - LAP CHART

Lap 6			Lap 7			Lap 8			Lap 9			Lap 10		
No	Behind	Laptime	No	Behind	Laptime	No	Behind	Laptime	No	Behind	Laptime	No	Behind	Laptime
62		45.346	62		45.603	62		45.599	62		46.022	62		45.848
86	0.741	46.071	86	1.422	46.284	86	1.166	45.343	86	0.843	45.699	86	1.050	46.055
49	20.419	48.909	30	1 LAP	54.138	30	1 LAP	53.700	30	1 LAP	53.917	30	1 LAP	53.661
58	24.744	49.555	69	1 LAP	53.847	69	1 LAP	53.756	69	1 LAP	53.856	69	1 LAP	53.714
76	26.810	49.475	49	23.787	48.971	58	33.136	49.604	58	37.770	50.656	58	42.045	50.123
			58	29.131	49.990	76	34.032	49.342	76	38.009	49.999	76	42.456	50.295
			76	30.289	49.082									

RAFMSA Handicap Challenge Race

RACE 6 - LAP CHART

Lap 11			Lap 12			Lap 13			Lap 14			Lap 15		
No	Behind	Laptime	No	Behind	Laptime	No	Behind	Laptime	No	Behind	Laptime	No	Behind	Laptime
62		46.033	62		45.436	62		45.910	62		45.658	62		45.802
86	0.434	45.417	76	1 LAP	49.575	86	1.216	45.673	86	1.802	46.244	86	1.486	45.486
30	1 LAP	53.433	86	1.453	46.455	76	1 LAP	50.019	30	2 LAPS	53.800	76	1 LAP	50.260
69	1 LAP	53.384	58	1 LAP	50.897	58	1 LAP	49.966	69	2 LAPS	54.039	30	2 LAPS	54.173
			30	1 LAP	53.662				76	1 LAP	50.084	58	1 LAP	51.164
			69	1 LAP	53.766				58	1 LAP	50.016	69	2 LAPS	54.755

South East Sports & Saloon Car Challenge & SEMSEC Inter Kit Car Challenge
QUALIFYING RACE 7 - CLASSIFICATION

POS	NO	CL	NAME	ENTRY	TIME	ON	LAPS	GAP	DIFF	MPH
1	20	A	Mark BURTON	Jade Trackstar	40.809	4	4			88.21
2	58	B	Charles HARVEY-KELLY	Radical SR4	41.270	4	4	0.461	0.461	87.22
3	69	D	Merrick LINNETT	Caterham C500	42.005	6	12	1.196	0.735	85.70
4	34	D	Nigel BENT	Caterham CSR 260	42.860	4	8	2.051	0.855	83.99
5	38	D	Mark BISHOP	Caterham Seven	43.016	5	8	2.207	0.156	83.68
6	47	D	Kevin HOWELL	Caterham R500	43.715	4	9	2.906	0.699	82.34
7	31	D	Paul GIBB	Caterham 7 HPC	44.039	4	8	3.230	0.324	81.74
8	9	D	Bruce WILSON	Caterham CSR Superlight	44.361	5	16	3.552	0.322	81.15
9	2	D	Bill HAILSTONE	Caterham C400	44.419	6	8	3.610	0.058	81.04
10	50	D	Nick COLE	Caterham Roadsport	44.625	11	14	3.816	0.206	80.67
11	72	IKC	Scott MAKIN	Sylva Riot	45.062	8	12	4.253	0.437	79.88
12	7	D	Jeremy PIKE	Caterham Seven	45.407	15	15	4.598	0.345	79.28
13	3	C	Ferris COWPER	Global GT Light R1	46.096	16	16	5.287	0.689	78.09
14	45	IKC	Andy BOURN	Caterham Roadsport	46.412	6	10	5.603	0.316	77.56

Weather / Track : Bright / Dry

These results are provisional until the conclusion of any judicial and technical matters.

Lydden Hill
 Circuit Length = 1.0000 miles
 Start: 13:35 End: 13:48

Clerk of Course :		Timekeeper :
-------------------	--	--------------

South East Sports & Saloon Car Challenge & SEMSEC Inter Kit Car Challenge

QUALIFYING RACE 7 - LAP ANALYSIS

2	Bill HAILSTONE		D Caterham C400				
1 -	52.526	+ 8.107	13:36:22.019	5 -	45.391	+ 0.972	13:39:24.038
2 -	46.710	+ 2.291	13:37:08.729	6 -	44.419		13:40:08.457
3 -	45.296	+ 0.877	13:37:54.025	7 -	44.718	+ 0.299	13:40:53.175
4 -	44.622	+ 0.203	13:38:38.647	8 -	44.859	+ 0.440	13:41:38.034
3	Ferris COWPER		C Global GT Light R1				
1 -	50.766	+ 4.670	13:36:14.861	9 -	46.590	+ 0.494	13:42:31.564
2 -	48.447	+ 2.351	13:37:03.308	10 -	46.519	+ 0.423	13:43:18.083
3 -	47.381	+ 1.285	13:37:50.689	11 -	46.405	+ 0.309	13:44:04.488
4 -	46.763	+ 0.667	13:38:37.452	12 -	46.338	+ 0.242	13:44:50.826
5 -	47.351	+ 1.255	13:39:24.803	13 -	46.318	+ 0.222	13:45:37.144
6 -	46.354	+ 0.258	13:40:11.157	14 -	47.197	+ 1.101	13:46:24.341
7 -	47.083	+ 0.987	13:40:58.240	15 -	46.912	+ 0.816	13:47:11.253
8 -	46.734	+ 0.638	13:41:44.974	16 -	46.096		13:47:57.349
7	Jeremy PIKE		D Caterham Seven				
1 -	50.453	+ 5.046	13:36:18.943	9 -	46.676	+ 1.269	13:42:30.782
2 -	47.392	+ 1.985	13:37:06.335	10 -	46.233	+ 0.826	13:43:17.015
3 -	47.313	+ 1.906	13:37:53.648	11 -	46.429	+ 1.022	13:44:03.444
4 -	45.916	+ 0.509	13:38:39.564	12 -	46.406	+ 0.999	13:44:49.850
5 -	45.814	+ 0.407	13:39:25.378	13 -	46.074	+ 0.667	13:45:35.924
6 -	46.120	+ 0.713	13:40:11.498	14 -	46.199	+ 0.792	13:46:22.123
7 -	46.439	+ 1.032	13:40:57.937	15 -	45.407		13:47:07.530
8 -	46.169	+ 0.762	13:41:44.106				
9	Bruce WILSON		D Caterham CSR Superlight				
1 -	48.524	+ 4.163	13:36:12.122	9 -	44.910	+ 0.549	13:42:16.257
2 -	45.801	+ 1.440	13:36:57.923	10 -	44.647	+ 0.286	13:43:00.904
3 -	44.668	+ 0.307	13:37:42.591	11 -	46.579	+ 2.218	13:43:47.483
4 -	45.002	+ 0.641	13:38:27.593	12 -	44.981	+ 0.620	13:44:32.464
5 -	44.361		13:39:11.954	13 -	44.902	+ 0.541	13:45:17.366
6 -	44.678	+ 0.317	13:39:56.632	14 -	45.647	+ 1.286	13:46:03.013
7 -	49.063	+ 4.702	13:40:45.695	15 -	45.267	+ 0.906	13:46:48.280
8 -	45.652	+ 1.291	13:41:31.347	16 -	45.277	+ 0.916	13:47:33.557
20	Mark BURTON		A Jade Trackstar				
1 -	49.072	+ 8.263	13:36:10.853	3 -	40.818	+ 0.009	13:37:34.333
2 -	42.662	+ 1.853	13:36:53.515	4 -	40.809		13:38:15.142
31	Paul GIBB		D Caterham 7 HPC				
1 -	47.915	+ 3.876	13:36:11.415	5 -	44.971	+ 0.932	13:39:10.066
2 -	45.166	+ 1.127	13:36:56.581	6 -	45.286	+ 1.247	13:39:55.352
3 -	44.475	+ 0.436	13:37:41.056	7 -	44.165	+ 0.126	13:40:39.517
4 -	44.039		13:38:25.095	8 -	44.500	+ 0.461	13:41:24.017
34	Nigel BENT		D Caterham CSR 260				
1 -	46.791	+ 3.931	13:42:02.142	5 -	42.872	+ 0.012	13:44:54.623
2 -	43.840	+ 0.980	13:42:45.982	6 -	43.132	+ 0.272	13:45:37.755
3 -	42.909	+ 0.049	13:43:28.891	7 -	43.674	+ 0.814	13:46:21.429
4 -	42.860		13:44:11.751	8 -	43.005	+ 0.145	13:47:04.434
38	Mark BISHOP		D Caterham Seven				
1 -	50.257	+ 7.241	13:36:18.110	5 -	43.016		13:39:17.053
2 -	45.346	+ 2.330	13:37:03.456	6 -	43.235	+ 0.219	13:40:00.288
3 -	44.310	+ 1.294	13:37:47.766	7 -	43.409	+ 0.393	13:40:43.697
4 -	46.271	+ 3.255	13:38:34.037	8 -	44.248	+ 1.232	13:41:27.945
45	Andy BOURN		IKC Caterham Roadsport				
1 -	54.779	+ 8.367	13:36:21.060	6 -	46.412		13:40:17.293
2 -	48.154	+ 1.742	13:37:09.214	7 -	46.646	+ 0.234	13:41:03.939
3 -	47.682	+ 1.270	13:37:56.896	8 -	46.453	+ 0.041	13:41:50.392
4 -	47.478	+ 1.066	13:38:44.374	9 -	46.647	+ 0.235	13:42:37.039

Lydden Hill
Circuit Length = 1.0000 miles
Start: 13:35 End: 13:48

Weather / Track : Bright / Dry


South East Sports & Saloon Car Challenge & SEMSEC Inter Kit Car Challenge

QUALIFYING RACE 7 - LAP ANALYSIS

5 -	46.507	+ 0.095	13:39:30.881	10 -	46.681	+ 0.269	13:43:23.720
47	Kevin HOWELL		D		Caterham R500		
1 -	49.152	+ 5.437	13:36:17.793	6 -	43.942	+ 0.227	13:39:59.003
2 -	44.825	+ 1.110	13:37:02.618	7 -	44.039	+ 0.324	13:40:43.042
3 -	44.628	+ 0.913	13:37:47.246	8 -	44.570	+ 0.855	13:41:27.612
4 -	43.715		13:38:30.961	9 -	44.043	+ 0.328	13:42:11.655
5 -	44.100	+ 0.385	13:39:15.061				
50	Nick COLE		D		Caterham Roadsport		
1 -	52.575	+ 7.950	13:36:21.389	8 -	44.795	+ 0.170	13:41:38.666
2 -	45.833	+ 1.208	13:37:07.222	9 -	44.775	+ 0.150	13:42:23.441
3 -	45.688	+ 1.063	13:37:52.910	10 -	44.893	+ 0.268	13:43:08.334
4 -	44.868	+ 0.243	13:38:37.778	11 -	44.625		13:43:52.959
5 -	45.465	+ 0.840	13:39:23.243	12 -	44.789	+ 0.164	13:44:37.748
6 -	45.666	+ 1.041	13:40:08.909	13 -	44.941	+ 0.316	13:45:22.689
7 -	44.962	+ 0.337	13:40:53.871	14 -	44.873	+ 0.248	13:46:07.562
58	Charles HARVEY-KELLY		B		Radical SR4		
1 -	49.694	+ 8.424	13:36:16.363	3 -	43.003	+ 1.733	13:37:44.508
2 -	45.142	+ 3.872	13:37:01.505	4 -	41.270		13:38:25.778
69	Merrick LINNETT		D		Caterham C500		
1 -	49.393	+ 7.388	13:36:15.025	7 -	42.037	+ 0.032	13:40:36.183
2 -	46.134	+ 4.129	13:37:01.159	8 -	42.801	+ 0.796	13:41:18.984
3 -	45.490	+ 3.485	13:37:46.649	9 -	47.942	+ 5.937	13:42:06.926
4 -	43.205	+ 1.200	13:38:29.854	10 -	46.972	+ 4.967	13:42:53.898
5 -	42.287	+ 0.282	13:39:12.141	11 -	42.432	+ 0.427	13:43:36.330
6 -	42.005		13:39:54.146	12 -	42.804	+ 0.799	13:44:19.134
72	Scott MAKIN		IKC		Sylva Riot		
1 -	53.102	+ 8.040	13:38:08.747	7 -	45.128	+ 0.066	13:42:52.790
2 -	51.117	+ 6.055	13:38:59.864	8 -	45.062		13:43:37.852
3 -	47.953	+ 2.891	13:39:47.817	9 -	46.028	+ 0.966	13:44:23.880
4 -	45.977	+ 0.915	13:40:33.794	10 -	45.127	+ 0.065	13:45:09.007
5 -	46.459	+ 1.397	13:41:20.253	11 -	45.084	+ 0.022	13:45:54.091
6 -	47.409	+ 2.347	13:42:07.662	12 -	50.555	+ 5.493	13:46:44.646

South East Sports & Saloon Car Challenge & SEMSEC Inter Kit Car Challenge

RACE 7 - GRID

ROW 7	46.096 3 Ferris COWPER	46.412 45 Andy BOURN
ROW 6	45.062 72 Scott MAKIN	45.407 7 Jeremy PIKE
ROW 5	44.419 2 Bill HAILSTONE	44.625 50 Nick COLE
ROW 4	44.039 31 Paul GIBB	44.361 9 Bruce WILSON
ROW 3	43.016 38 Mark BISHOP	43.715 47 Kevin HOWELL
ROW 2	42.005 69 Merrick LINNETT	42.860 34 Nigel BENT
ROW 1	40.809 20 Mark BURTON	41.270 58 Charles HARVEY-KELLY
Pole		
		


Lydden Hill
Circuit Length = 1.0000 miles

These results are provisional until the conclusion of any judicial and technical matters.

Clerk of Course :		Timekeeper :

South East Sports & Saloon Car Challenge & SEMSEC Inter Kit Car Challenge

RACE 7 - GRID

ROW 7	46.096 3 Ferris COWPER	46.412 45 Andy BOURN
ROW 6	45.062 72 Scott MAKIN	45.407 7 Jeremy PIKE
ROW 5	44.419 2 Bill HAILSTONE	44.625 50 Nick COLE
ROW 4	44.039 31 Paul GIBB	44.361 9 Bruce WILSON
ROW 3	43.016 38 Mark BISHOP	43.715 47 Kevin HOWELL
ROW 2	42.005 69 Merrick LINNETT	42.860 34 Nigel BENT
ROW 1	40.809 20 Mark BURTON	41.270 58 Charles HARVEY-KELLY
Pole		
		


Lydden Hill
Circuit Length = 1.0000 miles

These results are provisional until the conclusion of any judicial and technical matters.

Clerk of Course :		Timekeeper :

South East Sports & Saloon Car Challenge & SEMSEC Inter Kit Car Challenge

RACE 7 - GRID

ROW 7	46.096 3 Ferris COWPER	46.412 45 Andy BOURN
ROW 6	45.062 72 Scott MAKIN	45.407 7 Jeremy PIKE
ROW 5	44.419 2 Bill HAILSTONE	44.625 50 Nick COLE
ROW 4	44.039 31 Paul GIBB	44.361 9 Bruce WILSON
ROW 3	43.016 38 Mark BISHOP	43.715 47 Kevin HOWELL
ROW 2	42.005 69 Merrick LINNETT	42.860 34 Nigel BENT
ROW 1	40.809 20 Mark BURTON	41.270 58 Charles HARVEY-KELLY
Pole		
		


Lydden Hill
Circuit Length = 1.0000 miles

These results are provisional until the conclusion of any judicial and technical matters.

Clerk of Course :		Timekeeper :

South East Sports & Saloon Car Challenge & SEMSEC Inter Kit Car Challenge

RACE 7 - GRID

ROW 7	46.096 3 Ferris COWPER	46.412 45 Andy BOURN
ROW 6	45.062 72 Scott MAKIN	45.407 7 Jeremy PIKE
ROW 5	44.419 2 Bill HAILSTONE	44.625 50 Nick COLE
ROW 4	44.039 31 Paul GIBB	44.361 9 Bruce WILSON
ROW 3	43.016 38 Mark BISHOP	43.715 47 Kevin HOWELL
ROW 2	42.005 69 Merrick LINNETT	42.860 34 Nigel BENT
ROW 1	40.809 20 Mark BURTON	41.270 58 Charles HARVEY-KELLY
Pole		
		

Lydden Hill
Circuit Length = 1.0000 miles

These results are provisional until the conclusion of any judicial and technical matters.

Clerk of Course :		Timekeeper :

South East Sports & Saloon Car Challenge & SEMSEC Inter Kit Car Challenge

RACE 7 - CLASSIFICATION

POS	NO	CL	NAME	ENTRY	LAPS	TIME	GAP	DIFF	MPH	BEST	ON
1	20	A	Mark BURTON	Jade Trackstar	15	10:31.779			85.47	41.052	12
2	69	D	Merrick LINNETT	Caterham C500	15	10:46.905	15.126	15.126	83.47	42.354	3
3	34	D	Nigel BENT	Caterham CSR 260	15	10:48.225	16.446	1.320	83.30	42.691	10
4	31	D	Paul GIBB	Caterham 7 HPC	15	11:06.523	34.744	18.298	81.01	43.404	4
5	38	D	Mark BISHOP	Caterham Seven	15	11:06.964	35.185	0.441	80.96	43.471	2
6	50	D	Nick COLE	Caterham Roadsport	14	10:36.308	1 lap	1 lap	79.20	44.614	11
7	9	D	Bruce WILSON	Caterham CSR Superlight	14	10:36.456	1 lap	0.148	79.18	44.665	11
8	72	IKC	Scott MAKIN	Sylva Riot	14	10:40.706	1 lap	4.250	78.66	44.956	7
9	2	D	Bill HAILSTONE	Caterham C400	14	10:42.615	1 lap	1.909	78.42	44.549	9
10	7	D	Jeremy PIKE	Caterham Seven	14	10:55.886	1 lap	13.271	76.84	46.007	5
11	45	IKC	Andy BOURN	Caterham Roadsport	14	11:08.178	1 lap	12.292	75.42	46.601	7

NOT CLASSIFIED

DNF	3	C	Ferris COWPER	Global GT Light R1	1	53.758	14 laps	13 laps	66.96	53.758	1
DNF	58	B	Charles HARVEY-KELLY	Radical SR4	0						

FASTEST LAP

20	A	Mark BURTON	Jade Trackstar	12	41.052	87.69 mph	141.12 kph
69	D	Merrick LINNETT	Caterham C500	3	42.354	84.99 mph	136.78 kph
72	IKC	Scott MAKIN	Sylva Riot	7	44.956	80.07 mph	128.86 kph
3	C	Ferris COWPER	Global GT Light R1	1	53.758	66.96 mph	107.76 kph
58	B	Charles HARVEY-KELLY	Radical SR4	0		mph	kph

Weather / Track : Sunny / Dry

These results are provisional until the conclusion of any judicial and technical matters.

Lydden Hill
Circuit Length = 1.0000 miles
Start: 16:31 End: 16:42

Clerk of Course :		Timekeeper :
-------------------	--	--------------

South East Sports & Saloon Car Challenge & SEMSEC Inter Kit Car Challenge

RACE 7 - LAP CHART

Lap 1			Lap 2			Lap 3			Lap 4			Lap 5		
No	Behind	Laptime	No	Behind	Laptime	No	Behind	Laptime	No	Behind	Laptime	No	Behind	Laptime
20		45.483	20		41.208	20		41.104	20		42.257	20		43.169
69	1.395	46.878	69	3.110	42.923	69	4.360	42.354	69	4.939	42.836	69	4.343	42.573
34	1.841	47.324	34	3.636	43.003	34	5.298	42.766	34	6.015	42.974	34	5.792	42.946
38	3.169	48.652	38	5.432	43.471	38	8.075	43.747	38	9.562	43.744	38	10.477	44.084
31	3.972	49.455	31	6.215	43.451	31	8.749	43.638	31	9.896	43.404	31	10.697	43.970
9	5.185	50.668	9	9.119	45.142	9	13.046	45.031	9	15.777	44.988	9	17.446	44.838
50	5.630	51.113	50	9.725	45.303	50	13.501	44.880	50	16.267	45.023	50	18.079	44.981
7	6.208	51.691	72	10.555	45.185	72	14.521	45.070	72	17.243	44.979	72	19.159	45.085
72	6.578	52.061	7	11.428	46.428	2	16.498	46.003	2	19.119	44.878	2	20.638	44.688
2	6.714	52.197	2	11.599	46.093	7	16.912	46.588	7	20.870	46.215	7	23.708	46.007
45	7.710	53.193	45	14.978	48.476	45	21.476	47.602	45	26.190	46.971	45	30.230	47.209
3	8.275	53.758												

South East Sports & Saloon Car Challenge & SEMSEC Inter Kit Car Challenge

RACE 7 - LAP CHART

Lap 6			Lap 7			Lap 8			Lap 9			Lap 10		
No	Behind	Laptime	No	Behind	Laptime	No	Behind	Laptime	No	Behind	Laptime	No	Behind	Laptime
20		42.320	20		42.349	20		41.710	20		42.352	20		41.162
69	5.068	43.045	69	5.281	42.562	69	6.787	43.216	45	1 LAP	47.178	7	1 LAP	46.520
34	6.391	42.919	34	6.878	42.836	34	8.207	43.039	69	7.357	42.922	45	1 LAP	46.896
38	12.071	43.914	31	14.051	44.057	31	16.704	44.363	34	8.768	42.913	69	8.916	42.721
31	12.343	43.966	38	14.530	44.808	38	17.497	44.677	31	18.927	44.575	34	10.297	42.691
9	20.028	44.902	9	22.658	44.979	9	25.772	44.824	38	19.350	44.205	31	22.203	44.438
50	20.402	44.643	50	23.113	45.060	50	26.430	45.027	9	28.318	44.898	38	22.463	44.275
72	21.998	45.159	72	24.605	44.956	72	27.863	44.968	50	28.939	44.861	9	32.220	45.064
2	23.174	44.856	2	25.439	44.614	2	28.967	45.238	72	30.483	44.972	50	32.639	44.862
7	27.455	46.067	7	31.968	46.862	7	37.019	46.761	2	31.164	44.549	72	34.333	45.012
45	35.492	47.582	45	39.744	46.601							2	34.574	44.572

South East Sports & Saloon Car Challenge & SEMSEC Inter Kit Car Challenge

RACE 7 - LAP CHART

Lap 11			Lap 12			Lap 13			Lap 14			Lap 15		
No	Behind	Laptime	No	Behind	Laptime	No	Behind	Laptime	No	Behind	Laptime	No	Behind	Laptime
20		41.379	20		41.052	20		42.170	20		41.650	20		42.414
7	1 LAP	46.753	7	1 LAP	46.790	72	1 LAP	46.058	9	1 LAP	45.525	50	1 LAP	45.324
69	10.580	43.043	69	12.318	42.790	2	1 LAP	46.004	50	1 LAP	45.306	9	1 LAP	46.209
34	11.937	43.019	34	13.760	42.875	69	13.155	43.007	72	1 LAP	46.476	72	1 LAP	45.392
45	1 LAP	47.659	45	1 LAP	47.059	34	14.737	43.147	2	1 LAP	46.442	2	1 LAP	47.201
31	25.097	44.273	31	28.200	44.155	7	1 LAP	46.748	69	14.556	43.051	69	15.126	42.984
38	25.559	44.475	38	28.668	44.161	45	1 LAP	46.662	34	15.989	42.902	34	16.446	42.871
9	35.506	44.665	9	39.177	44.723	31	30.476	44.446	7	1 LAP	46.068	7	1 LAP	46.388
50	35.874	44.614	50	40.133	45.311	38	30.929	44.431	45	1 LAP	46.923	31	34.744	44.129
72	38.287	45.333							31	33.029	44.203	38	35.185	44.178
2	38.475	45.280							38	33.421	44.142	45	1 LAP	48.167

SEMSEC Open Single Seater Championship

QUALIFYING RACE 3 - CLASSIFICATION

POS	NO	CL	NAME	ENTRY	TIME	ON	LAPS	GAP	DIFF	MPH
1	18	A	John LORD	Jedi Mk6	40.239	12	14			89.46
2	7	E	John OXBORROW	Ox 7/09 2.0S	41.622	4	17	1.383	1.383	86.49
3	22	A	Mike SCOTT	Speads RM02	42.426	11	11	2.187	0.804	84.85
4	11	D	Chris SCOTT	Alpa Formula Renault	42.515	13	14	2.276	0.089	84.67
5	29	D	Lou WATTS	Reynard Vauxhall Lotus	43.313	9	16	3.074	0.798	83.11
6	13	E	Chris CHANDLER	Reynard 893	44.750	4	4	4.511	1.437	80.44
7	32	A	Chris MABEY	Jedi Mk6	45.079	14	15	4.840	0.329	79.85
8	19	B	Innes HICKMAN	Van Diemen RF89	46.031	9	15	5.792	0.952	78.20
9	24	C	Alan GAPE	Royale RP27	46.334	13	15	6.095	0.303	77.69

Weather / Track : Bright / Dry

These results are provisional until the conclusion of any judicial and technical matters.

Lydden Hill
 Circuit Length = 1.0000 miles
 Start: 13:50 End: 14:04

Clerk of Course :		Timekeeper :
-------------------	--	--------------

SEMSEC Open Single Seater Championship

QUALIFYING RACE 3 - LAP ANALYSIS

7	John OXBORROW		E Ox 7/09 2.0S				
1 -	47.642	+ 6.020	13:51:23.993	10 -	42.550	+ 0.928	13:57:57.195
2 -	42.623	+ 1.001	13:52:06.616	11 -	44.196	+ 2.574	13:58:41.391
3 -	41.630	+ 0.008	13:52:48.246	12 -	42.279	+ 0.657	13:59:23.670
4 -	41.622		13:53:29.868	13 -	42.058	+ 0.436	14:00:05.728
5 -	55.381	+ 13.759	13:54:25.249	14 -	41.864	+ 0.242	14:00:47.592
6 -	43.453	+ 1.831	13:55:08.702	15 -	42.096	+ 0.474	14:01:29.688
7 -	42.061	+ 0.439	13:55:50.763	16 -	42.417	+ 0.795	14:02:12.105
8 -	41.757	+ 0.135	13:56:32.520	17 -	42.009	+ 0.387	14:02:54.114
9 -	42.125	+ 0.503	13:57:14.645				
11	Chris SCOTT		D Alpa Formula Renault				
1 -	1:00.978	+ 18.463	13:51:36.899	8 -	44.269	+ 1.754	13:57:05.887
2 -	50.212	+ 7.697	13:52:27.111	9 -	43.907	+ 1.392	13:57:49.794
3 -	49.101	+ 6.586	13:53:16.212	10 -	43.035	+ 0.520	13:58:32.829
4 -	46.917	+ 4.402	13:54:03.129	11 -	42.921	+ 0.406	13:59:15.750
5 -	45.833	+ 3.318	13:54:48.962	12 -	42.805	+ 0.290	13:59:58.555
6 -	46.312	+ 3.797	13:55:35.274	13 -	42.515		14:00:41.070
7 -	46.344	+ 3.829	13:56:21.618	14 -	42.538	+ 0.023	14:01:23.608
13	Chris CHANDLER		E Reynard 893				
1 -	1:31.489	+ 46.739	13:51:59.909	3 -	44.929	+ 0.179	13:53:37.392
2 -	52.554	+ 7.804	13:52:52.463	4 -	44.750		13:54:22.142
18	John LORD		A Jedi Mk6				
1 -	50.110	+ 9.871	13:51:29.501	8 -	41.369	+ 1.130	13:56:21.700
2 -	44.391	+ 4.152	13:52:13.892	9 -	41.389	+ 1.150	13:57:03.089
3 -	42.980	+ 2.741	13:52:56.872	10 -	40.818	+ 0.579	13:57:43.907
4 -	40.762	+ 0.523	13:53:37.634	11 -	40.648	+ 0.409	13:58:24.555
5 -	40.889	+ 0.650	13:54:18.523	12 -	40.239		13:59:04.794
6 -	40.843	+ 0.604	13:54:59.366	13 -	40.864	+ 0.625	13:59:45.658
7 -	40.965	+ 0.726	13:55:40.331	14 -	40.547	+ 0.308	14:00:26.205
19	Innes HICKMAN		B Van Diemen RF89				
1 -	57.108	+ 11.077	13:51:31.852	9 -	46.031		13:57:54.823
2 -	50.247	+ 4.216	13:52:22.099	10 -	48.499	+ 2.468	13:58:43.322
3 -	46.486	+ 0.455	13:53:08.585	11 -	46.639	+ 0.608	13:59:29.961
4 -	47.581	+ 1.550	13:53:56.166	12 -	53.500	+ 7.469	14:00:23.461
5 -	50.894	+ 4.863	13:54:47.060	13 -	46.246	+ 0.215	14:01:09.707
6 -	47.589	+ 1.558	13:55:34.649	14 -	46.170	+ 0.139	14:01:55.877
7 -	47.982	+ 1.951	13:56:22.631	15 -	50.740	+ 4.709	14:02:46.617
8 -	46.161	+ 0.130	13:57:08.792				
22	Mike SCOTT		A Speads RM02				
1 -	58.667	+ 16.241	13:51:39.084	7 -	42.872	+ 0.446	13:56:13.321
2 -	48.454	+ 6.028	13:52:27.538	8 -	42.527	+ 0.101	13:56:55.848
3 -	49.017	+ 6.591	13:53:16.555	9 -	42.568	+ 0.142	13:57:38.416
4 -	45.397	+ 2.971	13:54:01.952	10 -	42.628	+ 0.202	13:58:21.044
5 -	45.109	+ 2.683	13:54:47.061	11 -	42.426		13:59:03.470
6 -	43.388	+ 0.962	13:55:30.449				
24	Alan GAPE		C Royale RP27				
1 -	54.137	+ 7.803	13:51:31.222	9 -	47.248	+ 0.914	13:57:54.317
2 -	49.075	+ 2.741	13:52:20.297	10 -	47.904	+ 1.570	13:58:42.221
3 -	47.915	+ 1.581	13:53:08.212	11 -	47.376	+ 1.042	13:59:29.597
4 -	46.854	+ 0.520	13:53:55.066	12 -	47.017	+ 0.683	14:00:16.614
5 -	48.774	+ 2.440	13:54:43.840	13 -	46.334		14:01:02.948
6 -	48.033	+ 1.699	13:55:31.873	14 -	46.967	+ 0.633	14:01:49.915
7 -	47.572	+ 1.238	13:56:19.445	15 -	48.897	+ 2.563	14:02:38.812
8 -	47.624	+ 1.290	13:57:07.069				
29	Lou WATTS		D Reynard Vauxhall Lotus				
1 -	1:00.599	+ 17.286	13:51:42.190	9 -	43.313		13:57:41.857

Lydden Hill
 Circuit Length = 1.0000 miles
 Start: 13:50 End: 14:04

Weather / Track : Bright / Dry


SEMSEC Open Single Seater Championship

QUALIFYING RACE 3 - LAP ANALYSIS

2 -	46.699	+ 3.386	13:52:28.889	10 -	44.000	+ 0.687	13:58:25.857
3 -	45.749	+ 2.436	13:53:14.638	11 -	43.356	+ 0.043	13:59:09.213
4 -	44.135	+ 0.822	13:53:58.773	12 -	43.433	+ 0.120	13:59:52.646
5 -	46.035	+ 2.722	13:54:44.808	13 -	44.141	+ 0.828	14:00:36.787
6 -	46.238	+ 2.925	13:55:31.046	14 -	43.881	+ 0.568	14:01:20.668
7 -	44.138	+ 0.825	13:56:15.184	15 -	44.356	+ 1.043	14:02:05.024
8 -	43.360	+ 0.047	13:56:58.544	16 -	44.589	+ 1.276	14:02:49.613
32	Chris MABEY						
	A			Jedi Mk6			
1 -	1:00.932	+ 15.853	13:51:42.024	9 -	47.218	+ 2.139	13:57:59.856
2 -	51.405	+ 6.326	13:52:33.429	10 -	46.202	+ 1.123	13:58:46.058
3 -	47.406	+ 2.327	13:53:20.835	11 -	46.847	+ 1.768	13:59:32.905
4 -	46.792	+ 1.713	13:54:07.627	12 -	46.441	+ 1.362	14:00:19.346
5 -	46.260	+ 1.181	13:54:53.887	13 -	45.846	+ 0.767	14:01:05.192
6 -	46.246	+ 1.167	13:55:40.133	14 -	45.079		14:01:50.271
7 -	46.459	+ 1.380	13:56:26.592	15 -	45.301	+ 0.222	14:02:35.572
8 -	46.046	+ 0.967	13:57:12.638				

SEMSEC Open Single Seater Championship

RACE 3 - GRID

ROW 5	46.334 24 Alan GAPE		
ROW 4		45.079 32 Chris MABEY	46.031 19 Innes HICKMAN
ROW 3	43.313 29 Lou WATTS		44.750 13 Chris CHANDLER
ROW 2		42.426 22 Mike SCOTT	42.515 11 Chris SCOTT
ROW 1	40.239 18 John LORD		41.622 7 John OXBORROW
Pole			
			

Lydden Hill
Circuit Length = 1.0000 miles

These results are provisional until the conclusion of any judicial and technical matters.

Clerk of Course :		Timekeeper :
-------------------	--	--------------

SEMSEC Open Single Seater Championship

RACE 3 - CLASSIFICATION

POS	NO	CL	NAME	ENTRY	LAPS	TIME	GAP	DIFF	MPH	BEST	ON
1	18	A	John LORD	Jedi Mk6	15	10:19.909			87.10	40.311	6
2	7	E	John OXBORROW	Ox 7/09 2.0S	15	10:33.827	13.918	13.918	85.19	41.138	4
3	22	A	Mike SCOTT	Speads RM02	15	10:42.039	22.130	8.212	84.10	41.624	13
4	11	D	Chris SCOTT	Alpa Formula Renault	15	10:48.749	28.840	6.710	83.23	42.194	6
5	32	A	Chris MABEY	Jedi Mk6	14	10:40.421	1 lap	1 lap	78.69	44.064	10
6	24	C	Alan GAPE	Royale RP27	14	10:56.182	1 lap	15.761	76.80	45.460	4
7	13	E	Chris CHANDLER	Reynard 893	14	11:00.294	1 lap	4.112	76.32	44.019	6
8	19	B	Innes HICKMAN	Van Diemen RF89	14	11:03.207	1 lap	2.913	75.99	46.370	4

NOT CLASSIFIED

DNF	29	D	Lou WATTS	Reynard Vauxhall Lotus	10	7:18.940	5 laps	4 laps	82.01	42.380	4
-----	----	---	-----------	------------------------	----	----------	--------	--------	-------	--------	---

FASTEST LAP

18	A	John LORD	Jedi Mk6	6	40.311	89.30 mph	143.71 kph
7	E	John OXBORROW	Ox 7/09 2.0S	4	41.138	87.50 mph	140.83 kph
11	D	Chris SCOTT	Alpa Formula Renault	6	42.194	85.31 mph	137.30 kph
24	C	Alan GAPE	Royale RP27	4	45.460	79.18 mph	127.44 kph
19	B	Innes HICKMAN	Van Diemen RF89	4	46.370	77.63 mph	124.94 kph

Weather / Track : Bright / Dry

These results are provisional until the conclusion of any judicial and technical matters.

Lydden Hill
Circuit Length = 1.0000 miles
Start: 15:12 End: 00:00

Clerk of Course :	Timekeeper :
-------------------	--------------

SEMSEC Open Single Seater Championship

RACE 3 - LAP CHART

Lap 1			Lap 2			Lap 3			Lap 4			Lap 5		
No	Behind	Laptime	No	Behind	Laptime	No	Behind	Laptime	No	Behind	Laptime	No	Behind	Laptime
7		46.329	18		41.947	18		40.712	18		40.420	18		40.441
18	0.272	46.601	7	0.096	42.315	7	1.173	41.789	7	1.891	41.138	7	2.820	41.370
22	1.576	47.905	22	2.038	42.681	22	4.432	43.106	22	6.535	42.523	22	8.122	42.028
29	2.469	48.798	29	3.994	43.744	11	6.276	42.925	11	8.324	42.468	11	10.346	42.463
11	2.901	49.230	11	4.063	43.381	29	7.118	43.836	29	9.078	42.380	29	11.710	43.073
13	3.651	49.980	13	5.493	44.061	24	14.071	46.174	24	19.111	45.460	24	24.405	45.735
24	4.931	51.260	24	8.609	45.897	32	15.738	46.611	32	19.844	44.526	32	24.793	45.390
19	5.680	52.009	32	9.839	45.777	19	17.075	47.694	19	23.025	46.370	19	29.296	46.712
32	6.281	52.610	19	10.093	46.632	13	24.961	1:00.180	13	29.797	45.256	13	34.670	45.314

SEMSEC Open Single Seater Championship

RACE 3 - LAP CHART


Lap 6			Lap 7			Lap 8			Lap 9			Lap 10		
No	Behind	Laptime	No	Behind	Laptime	No	Behind	Laptime	No	Behind	Laptime	No	Behind	Laptime
18		40.311	18		40.676	18		41.514	18		41.094	18		40.650
7	4.147	41.638	7	5.126	41.655	19	1 LAP	47.524	24	1 LAP	47.526	32	1 LAP	45.602
22	10.065	42.254	22	12.503	43.114	13	1 LAP	44.981	13	1 LAP	45.797	24	1 LAP	46.279
11	12.229	42.194	11	14.083	42.530	7	5.324	41.712	7	6.067	41.837	7	7.406	41.989
29	14.361	42.962	29	17.429	43.744	22	14.018	43.029	19	1 LAP	48.108	13	1 LAP	44.276
24	29.938	45.844	32	35.023	45.535	11	15.159	42.590	22	15.396	42.472	19	1 LAP	46.867
32	30.164	45.682	24	35.928	46.666	29	19.061	43.146	11	16.368	42.303	22	16.737	41.991
19	35.431	46.446				32	37.879	44.370	29	21.497	43.530	11	18.040	42.322
13	38.378	44.019										29	24.574	43.727

SEMSEC Open Single Seater Championship

RACE 3 - LAP CHART

Lap 11			Lap 12			Lap 13			Lap 14			Lap 15		
No	Behind	Laptime	No	Behind	Laptime	No	Behind	Laptime	No	Behind	Laptime	No	Behind	Laptime
18		40.611	18		42.009	18		40.819	18		40.810	18		41.294
32	1 LAP	44.064	32	1 LAP	45.184	7	11.782	42.145	7	13.045	42.073	7	13.918	42.167
7	9.919	43.124	7	10.456	42.546	32	1 LAP	45.842	32	1 LAP	44.181	32	1 LAP	45.047
24	1 LAP	46.652	13	1 LAP	45.145	13	1 LAP	44.093	22	20.760	42.004	22	22.130	42.664
13	1 LAP	44.136	24	1 LAP	47.541	22	19.566	41.624	11	24.826	42.811	11	28.840	45.308
22	18.341	42.215	22	18.761	42.429	11	22.825	43.276	24	1 LAP	48.008	24	1 LAP	45.842
11	19.930	42.501	11	20.368	42.447	24	1 LAP	47.298	13	1 LAP	56.906	13	1 LAP	46.150
19	1 LAP	47.277	19	1 LAP	46.965	19	1 LAP	46.502	19	1 LAP	46.853	19	1 LAP	47.248

SEMSEC Open Single Seater Championship
RACE 8 - GRID

ROW 5	29	Lou WATTS		
ROW 4		13	Chris CHANDLER	19
ROW 3	32	Chris MABEY	24	Alan GAPE
ROW 2		22	Mike SCOTT	11
ROW 1	18	John LORD	7	John OXBORROW
Pole				
				

Lydden Hill
 Circuit Length = 1.0000 miles

These results are provisional until the conclusion of any judicial and technical matters.

Clerk of Course :		Timekeeper :

SEMSEC Open Single Seater Championship

RACE 8 - CLASSIFICATION

POS	NO	CL	NAME	ENTRY	LAPS	TIME	GAP	DIFF	MPH	BEST	ON
1	18	A	John LORD	Jedi Mk6	15	10:16.664			87.56	40.359	7
2	7	E	John OXBORROW	Ox 7/09 2.0S	15	10:35.430	18.766	18.766	84.97	41.330	4
3	22	A	Mike SCOTT	Speads RM02	15	10:35.768	19.104	0.338	84.93	41.207	13
4	11	D	Chris SCOTT	Alpa Formula Renault	14	10:18.465	1 lap	1 lap	81.48	42.906	4
5	29	D	Lou WATTS	Reynard Vauxhall Lotus	14	10:27.603	1 lap		9.138	80.30	3
6	32	A	Chris MABEY	Jedi Mk6	14	10:46.681	1 lap		19.078	77.93	7
7	24	C	Alan GAPE	Royale RP27	14	10:52.278	1 lap		5.597	77.26	7
8	19	B	Innes HICKMAN	Van Diemen RF89	14	10:59.661	1 lap		7.383	76.40	6

FASTEST LAP

18	A	John LORD	Jedi Mk6	7	40.359	89.19 mph	143.54 kph
7	E	John OXBORROW	Ox 7/09 2.0S	4	41.330	87.10 mph	140.17 kph
11	D	Chris SCOTT	Alpa Formula Renault	4	42.906	83.90 mph	135.02 kph
24	C	Alan GAPE	Royale RP27	7	45.502	79.11 mph	127.32 kph
19	B	Innes HICKMAN	Van Diemen RF89	6	46.433	77.52 mph	124.77 kph

Weather / Track : Sunny / Dry

These results are provisional until the conclusion of any judicial and technical matters.

Lydden Hill
 Circuit Length = 1.0000 miles
 Start: 16:52 End: 00:00

Clerk of Course :		Timekeeper :
-------------------	--	--------------

SEMSEC Open Single Seater Championship

RACE 8 - LAP CHART

Lap 1			Lap 2			Lap 3			Lap 4			Lap 5		
No	Behind	Laptime	No	Behind	Laptime	No	Behind	Laptime	No	Behind	Laptime	No	Behind	Laptime
18		45.613	18		40.946	18		40.460	18		40.578	18		40.547
7	0.102	45.715	7	0.981	41.825	7	1.915	41.394	7	2.667	41.330	7	5.458	43.338
11	3.078	48.691	22	5.637	43.182	22	7.953	42.776	22	9.078	41.703	22	10.397	41.866
22	3.401	49.014	11	6.008	43.876	11	8.759	43.211	11	11.087	42.906	11	13.465	42.925
29	4.065	49.678	29	7.419	44.300	29	10.058	43.099	29	13.745	44.265	29	17.724	44.526
24	5.242	50.855	24	10.602	46.306	24	15.830	45.688	24	21.190	45.938	24	26.637	45.994
19	6.162	51.775	32	12.176	45.442	32	16.907	45.191	32	21.620	45.291	32	27.069	45.996
32	7.680	53.293	19	12.488	47.272	19	18.586	46.558	19	24.600	46.592	19	30.694	46.641

SEMSEC Open Single Seater Championship

RACE 8 - LAP CHART

Lap 6			Lap 7			Lap 8			Lap 9			Lap 10		
No	Behind	Laptime	No	Behind	Laptime	No	Behind	Laptime	No	Behind	Laptime	No	Behind	Laptime
18		40.520	18		40.359	18		40.574	18		41.227	18		41.077
7	6.948	42.010	7	8.764	42.175	19	1 LAP	46.683	32	1 LAP	46.426	32	1 LAP	45.586
22	11.427	41.550	22	12.726	41.658	7	9.815	41.625	24	1 LAP	46.191	24	1 LAP	46.090
11	16.477	43.532	11	19.412	43.294	22	14.239	42.087	19	1 LAP	46.722	7	11.601	42.138
29	21.452	44.248	29	25.299	44.206	11	22.440	43.602	7	10.540	41.952	19	1 LAP	46.729
32	31.395	44.846	32	35.595	44.559	29	29.714	44.989	22	14.891	41.879	22	15.134	41.320
24	32.319	46.202	24	37.462	45.502				11	24.724	43.511	11	27.786	44.139
19	36.607	46.433							29	33.346	44.859	29	36.711	44.442

SEMSEC Open Single Seater Championship

RACE 8 - LAP CHART

Lap 11			Lap 12			Lap 13			Lap 14			Lap 15		
No	Behind	Laptime	No	Behind	Laptime	No	Behind	Laptime	No	Behind	Laptime	No	Behind	Laptime
18		40.742	18		40.874	18		41.049	18		40.962	18		41.136
32	1 LAP	45.029	29	1 LAP	45.796	29	1 LAP	43.964	29	1 LAP	44.867	11	1 LAP	45.361
24	1 LAP	46.402	32	1 LAP	46.645	7	16.099	42.201	7	17.507	42.370	29	1 LAP	44.364
7	13.055	42.196	7	14.947	42.766	22	16.915	41.207	22	17.637	41.684	7	18.766	42.395
22	16.116	41.724	22	16.757	41.515	32	1 LAP	47.180	32	1 LAP	45.404	22	19.104	42.603
19	1 LAP	46.838	24	1 LAP	46.809	24	1 LAP	47.571	24	1 LAP	45.596	32	1 LAP	45.793
11	31.373	44.329	19	1 LAP	46.730	19	1 LAP	46.709	19	1 LAP	46.946	24	1 LAP	47.134
			11	35.535	45.036	11	38.538	44.052				19	1 LAP	47.033

John Taylor Saloon & Sports Handicap Race

QUALIFYING RACE 9 - CLASSIFICATION

POS	NO	CL	NAME	ENTRY	TIME	ON	LAPS	GAP	DIFF	MPH
1	86		Ian FLETCHER	Fletcher Hornet Mk4	45.442	5	7			79.21
2	32		Steve GARNER	Westfield Megabusa	45.448	7	7	0.006	0.006	79.20
3	62		Paul MARTIN-JONES	Radical Clubsport	45.836	9	10	0.394	0.388	78.53
4	34		Nigel BENT	Caterham CSR 260	48.859	4	4	3.417	3.023	73.67
5	47		Kevin HOWELL	Caterham R500	48.960	5	6	3.518	0.101	73.52
6	70		Tony SKELTON	Renault Clio	48.991	4	4	3.549	0.031	73.48
7	44		Richard WATKINSON	Rover Mini	49.072	7	8	3.630	0.081	73.35
8	49		Brian WATSON	Locost Locoblade	49.241	9	10	3.799	0.169	73.10
9	58		Simon WING	Peugeot MI 16	49.423	10	14	3.981	0.182	72.83
10	76		Si FROWEN	Stuart Taylor Locoblade	49.524	11	14	4.082	0.101	72.68
11	69		Darren HOWE	VW Golf Mk2 8V	54.221	12	13	8.779	4.697	66.39

Weather / Track : Bright / Dry

These results are provisional until the conclusion of any judicial and technical matters.

Lydden Hill
 Circuit Length = 1.0000 miles
 Start: 14:08 End: 14:21

Clerk of Course :		Timekeeper :
-------------------	--	--------------

John Taylor Saloon & Sports Handicap Race

QUALIFYING RACE 9 - LAP ANALYSIS

18	Andrew GOORD		Locost 7				
32	Steve GARNER		Westfield Megabus				
1 -	52.676	+ 7.228	14:09:47.419	5 -	47.064	+ 1.616	14:12:55.449
2 -	48.463	+ 3.015	14:10:35.882	6 -	46.384	+ 0.936	14:13:41.833
3 -	46.594	+ 1.146	14:11:22.476	7 -	45.448		14:14:27.281
4 -	45.909	+ 0.461	14:12:08.385				
34	Nigel BENT		Caterham CSR 260				
1 -	54.859	+ 6.000	14:10:03.060	3 -	49.729	+ 0.870	14:11:42.991
2 -	50.202	+ 1.343	14:10:53.262	4 -	48.859		14:12:31.850
44	Richard WATKINSON		Rover Mini				
1 -	56.310	+ 7.238	14:09:59.649	5 -	49.719	+ 0.647	14:13:18.437
2 -	50.355	+ 1.283	14:10:50.004	6 -	49.416	+ 0.344	14:14:07.853
3 -	49.519	+ 0.447	14:11:39.523	7 -	49.072		14:14:56.925
4 -	49.195	+ 0.123	14:12:28.718	8 -	49.165	+ 0.093	14:15:46.090
47	Kevin HOWELL		Caterham R500				
1 -	55.884	+ 6.924	14:10:05.957	4 -	49.699	+ 0.739	14:12:42.346
2 -	56.789	+ 7.829	14:11:02.746	5 -	48.960		14:13:31.306
3 -	49.901	+ 0.941	14:11:52.647	6 -	55.221	+ 6.261	14:14:26.527
49	Brian WATSON		Locost Locoblade				
1 -	56.321	+ 7.080	14:09:53.161	6 -	50.009	+ 0.768	14:14:03.065
2 -	51.323	+ 2.082	14:10:44.484	7 -	50.821	+ 1.580	14:14:53.886
3 -	49.533	+ 0.292	14:11:34.017	8 -	49.656	+ 0.415	14:15:43.542
4 -	49.769	+ 0.528	14:12:23.786	9 -	49.241		14:16:32.783
5 -	49.270	+ 0.029	14:13:13.056	10 -	49.981	+ 0.740	14:17:22.764
58	Simon WING		Peugeot MI 16				
1 -	55.991	+ 6.568	14:10:06.659	8 -	49.648	+ 0.225	14:15:57.890
2 -	52.821	+ 3.398	14:10:59.480	9 -	49.704	+ 0.281	14:16:47.594
3 -	49.635	+ 0.212	14:11:49.115	10 -	49.423		14:17:37.017
4 -	49.705	+ 0.282	14:12:38.820	11 -	49.638	+ 0.215	14:18:26.655
5 -	49.791	+ 0.368	14:13:28.611	12 -	49.441	+ 0.018	14:19:16.096
6 -	49.513	+ 0.090	14:14:18.124	13 -	49.619	+ 0.196	14:20:05.715
7 -	50.118	+ 0.695	14:15:08.242	14 -	49.484	+ 0.061	14:20:55.199
62	Paul MARTIN-JONES		Radical Clubsport				
1 -	51.805	+ 5.969	14:09:55.452	6 -	46.408	+ 0.572	14:13:52.461
2 -	48.201	+ 2.365	14:10:43.653	7 -	46.680	+ 0.844	14:14:39.141
3 -	48.636	+ 2.800	14:11:32.289	8 -	46.302	+ 0.466	14:15:25.443
4 -	47.053	+ 1.217	14:12:19.342	9 -	45.836		14:16:11.279
5 -	46.711	+ 0.875	14:13:06.053	10 -	46.201	+ 0.365	14:16:57.480
69	Darren HOWE		VW Golf Mk2 8V				
1 -	58.968	+ 4.747	14:10:05.266	8 -	54.394	+ 0.173	14:16:29.492
2 -	55.703	+ 1.482	14:11:00.969	9 -	55.044	+ 0.823	14:17:24.536
3 -	54.976	+ 0.755	14:11:55.945	10 -	54.856	+ 0.635	14:18:19.392
4 -	54.274	+ 0.053	14:12:50.219	11 -	55.199	+ 0.978	14:19:14.591
5 -	55.024	+ 0.803	14:13:45.243	12 -	54.221		14:20:08.812
6 -	55.328	+ 1.107	14:14:40.571	13 -	54.229	+ 0.008	14:21:03.041
7 -	54.527	+ 0.306	14:15:35.098				
70	Tony SKELTON		Renault Clio				
1 -	52.986	+ 3.995	14:09:50.880	3 -	49.147	+ 0.156	14:11:30.041
2 -	50.014	+ 1.023	14:10:40.894	4 -	48.991		14:12:19.032
76	Si FROWEN		Stuart Taylor Locoblade				
1 -	55.903	+ 6.379	14:09:56.378	8 -	49.866	+ 0.342	14:15:51.932

Lydden Hill
 Circuit Length = 1.0000 miles
 Start: 14:08 End: 14:21

Weather / Track : Bright / Dry

John Taylor Saloon & Sports Handicap Race

QUALIFYING RACE 9 - LAP ANALYSIS

2 -	51.935	+ 2.411	14:10:48.313	9 -	49.843	+ 0.319	14:16:41.775
3 -	51.830	+ 2.306	14:11:40.143	10 -	49.823	+ 0.299	14:17:31.598
4 -	50.770	+ 1.246	14:12:30.913	11 -	49.524		14:18:21.122
5 -	50.482	+ 0.958	14:13:21.395	12 -	49.662	+ 0.138	14:19:10.784
6 -	50.361	+ 0.837	14:14:11.756	13 -	51.778	+ 2.254	14:20:02.562
7 -	50.310	+ 0.786	14:15:02.066	14 -	49.873	+ 0.349	14:20:52.435
86	Ian FLETCHER		Fletcher Hornet Mk4				
1 -	49.352	+ 3.910	14:09:49.941	5 -	45.442		14:12:53.382
2 -	46.319	+ 0.877	14:10:36.260	6 -	46.789	+ 1.347	14:13:40.171
3 -	45.830	+ 0.388	14:11:22.090	7 -	46.632	+ 1.190	14:14:26.803
4 -	45.850	+ 0.408	14:12:07.940				

John Taylor Saloon & Sports Handicap Race

RACE 9 - CLASSIFICATION

POS	NO	CL	NAME	ENTRY	LAPS	TIME	GAP	DIFF	MPH	BEST	ON
1	70		Tony SKELTON	Renault Clio	12	8:31.932			84.38	48.035	8
2	69		Darren HOWE	VW Golf Mk2 8V	12	8:32.021	0.089	0.089	84.36	53.861	9
3	49		Brian WATSON	Locost Locoblade	12	8:34.824	2.892	2.803	83.90	48.703	7
4	86		Ian FLETCHER	Fletcher Hornet Mk4	12	8:37.294	5.362	2.470	83.50	45.442	4
5	58		Simon WING	Peugeot MI 16	12	8:43.457	11.525	6.163	82.52	49.911	10
6	76		Si FROWEN	Stuart Taylor Locoblade	12	8:43.660	11.728	0.203	82.49	49.596	10
7	34		Nigel BENT	Caterham CSR 260	12	8:43.970	12.038	0.310	82.44	43.002	4
8	32		Steve GARNER	Westfield Megabusa	12	8:49.700	17.768	5.730	81.55	45.039	4
NOT CLASSIFIED											
<i>DNF</i>	62		Paul MARTIN-JONES	Radical Clubsport	11	7:48.223	1 lap	1 lap	84.57	45.243	4
FASTEST LAP											
	34		Nigel BENT	Caterham CSR 260	4	43.002			83.71 mph	134.72 kph	

Weather / Track : Sunny / Dry

These results are provisional until the conclusion of any judicial and technical matters.

Lydden Hill
 Circuit Length = 1.0000 miles
 Start: 17:12 End: 17:21

Clerk of Course :

Timekeeper :