



SEMSEC

Championship Race Meeting Lydden Hill Circuit

9th August 2009

Results Provided by Timing Solutions Ltd
www.tsl-timing.com

SEMSEC Sports Racing & Kit Car Championship Classes 5 & 6

QUALIFYING - RACE 1 - CLASSIFICATION

POS	NO	CL	NAME	ENTRY	TIME	ON	LAPS	GAP	DIFF	MPH
1	69	6	Merrick LINNETT	Caterham C500	43.043	8	11			83.63
2	47	6	Kevin HOWELL	Caterham R500	43.667	7	14	0.624	0.624	82.43
3	17	5	Doug NEWMAN	Caterham Seven	44.134	11	14	1.091	0.467	81.56
4	32	6	Steve GARNER	Westfield Megabusa	44.154	6	7	1.111	0.020	81.53
5	31	6	Paul GIBB	Caterham HPC	44.492	11	16	1.449	0.338	80.91
6	9	6	Bruce WILSON	Caterham CSR Superlight	44.633	11	13	1.590	0.141	80.65
7	72	5	Scott MAKIN	Sylva Riot	44.881	13	13	1.838	0.248	80.20
8	7	6	Jerry PIKE	Caterham SLR	45.352	10	10	2.309	0.471	79.37
9	83	6	Adam WARREN	Caterham Seven	45.920	7	16	2.877	0.568	78.39
10	2	6	Bill HAILSTONE	Caterham C400	45.993	11	13	2.950	0.073	78.27
11	3	5	Graham EWINGS	Caterham Roadsport A	46.206	6	15	3.163	0.213	77.90
12	45	5	Andy BOURN	Caterham Roadsport	46.230	8	10	3.187	0.024	77.86
13	50	6	Nick COLE	Caterham Roadsport	46.863	4	5	3.820	0.633	76.81

Weather / Track : Sunny / Dry

These results are provisional until the conclusion of any judicial and technical matters.

Lydden Hill
Circuit Length = 1.0000 miles
Start: 12:30 End: 12:43

Clerk of Course :		Timekeeper :
-------------------	--	--------------

SEMSEC Sports Racing & Kit Car Championship Classes 5 & 6

QUALIFYING - RACE 1 - LAP ANALYSIS

2	Bill HAILSTONE						6	Caterham C400					
1 -	55.700						8 -	47.701		+ 1.708		12:38:41.257	
2 -	50.374		+ 9.707		12:31:21.202		9 -	46.668		+ 0.675		12:39:27.925	
3 -	47.996		+ 4.381		12:32:11.576		10 -	46.862		+ 0.869		12:40:14.787	
4 -	47.917		+ 2.003		12:32:59.572		11 -	45.993				12:41:00.780	
5 -	2:30.908		+ 1.924		12:33:47.489		12 -	46.860		+ 0.867		12:41:47.640	
6 -	48.476		+ 1:44.915		12:36:18.397		13 -	46.443		+ 0.450		12:42:34.083	
7 -	46.683		+ 2.483		12:37:06.873								
			+ 0.690		12:37:53.556								
3	Graham EWINGS						5	Caterham Roadsport A					
1 -	1:02.309		+ 16.103		12:31:26.007		9 -	46.726		+ 0.520		12:37:48.168	
2 -	51.530		+ 5.324		12:32:17.537		10 -	47.984		+ 1.778		12:38:36.152	
3 -	48.891		+ 2.685		12:33:06.428		11 -	47.959		+ 1.753		12:39:24.111	
4 -	48.173		+ 1.967		12:33:54.601		12 -	47.210		+ 1.004		12:40:11.321	
5 -	47.792		+ 1.586		12:34:42.393		13 -	46.984		+ 0.778		12:40:58.305	
6 -	46.206				12:35:28.599		14 -	47.491		+ 1.285		12:41:45.796	
7 -	46.231		+ 0.025		12:36:14.830		15 -	48.603		+ 2.397		12:42:34.399	
8 -	46.612		+ 0.406		12:37:01.442								
7	Jerry PIKE						6	Caterham SLR					
1 -	1:04.626		+ 19.274		12:31:33.647		6 -	47.175		+ 1.823		12:37:49.311	
2 -	1:02.466		+ 17.114		12:32:36.113		7 -	46.986		+ 1.634		12:38:36.297	
3 -	2:45.302		+ 1:59.950		12:35:21.415		8 -	46.684		+ 1.332		12:39:22.981	
4 -	52.700		+ 7.348		12:36:14.115		9 -	46.088		+ 0.736		12:40:09.069	
5 -	48.021		+ 2.669		12:37:02.136		10 -	45.352				12:40:54.421	
9	Bruce WILSON						6	Caterham CSR Superlight					
1 -	53.499		+ 8.866		12:31:33.243		8 -	45.781		+ 1.148		12:36:55.549	
2 -	47.723		+ 3.090		12:32:20.966		9 -	44.807		+ 0.174		12:37:40.356	
3 -	46.888		+ 2.255		12:33:07.854		10 -	44.730		+ 0.097		12:38:25.086	
4 -	46.030		+ 1.397		12:33:53.884		11 -	44.633				12:39:09.719	
5 -	45.808		+ 1.175		12:34:39.692		12 -	44.773		+ 0.140		12:39:54.492	
6 -	45.047		+ 0.414		12:35:24.739		13 -	44.703		+ 0.070		12:40:39.195	
7 -	45.029		+ 0.396		12:36:09.768								
17	Doug NEWMAN						5	Caterham Seven					
1 -	51.650		+ 7.516		12:31:22.600		8 -	44.663		+ 0.529		12:36:37.768	
2 -	46.247		+ 2.113		12:32:08.847		9 -	44.417		+ 0.283		12:37:22.185	
3 -	44.962		+ 0.828		12:32:53.809		10 -	44.611		+ 0.477		12:38:06.796	
4 -	45.651		+ 1.517		12:33:39.460		11 -	44.134				12:38:50.930	
5 -	44.674		+ 0.540		12:34:24.134		12 -	2:13.387		+ 1:29.253		12:41:04.317	
6 -	44.542		+ 0.408		12:35:08.676		13 -	45.266		+ 1.132		12:41:49.583	
7 -	44.429		+ 0.295		12:35:53.105		14 -	44.982		+ 0.848		12:42:34.565	
31	Paul GIBB						6	Caterham HPC					
1 -	51.402		+ 6.910		12:31:14.161		9 -	44.606		+ 0.114		12:37:17.619	
2 -	47.657		+ 3.165		12:32:01.818		10 -	44.890		+ 0.398		12:38:02.509	
3 -	45.529		+ 1.037		12:32:47.347		11 -	44.492				12:38:47.001	
4 -	45.251		+ 0.759		12:33:32.598		12 -	44.802		+ 0.310		12:39:31.803	
5 -	44.853		+ 0.361		12:34:17.451		13 -	44.901		+ 0.409		12:40:16.704	
6 -	45.165		+ 0.673		12:35:02.616		14 -	44.592		+ 0.100		12:41:01.296	
7 -	44.913		+ 0.421		12:35:47.529		15 -	45.531		+ 1.039		12:41:46.827	
8 -	45.484		+ 0.992		12:36:33.013		16 -	44.937		+ 0.445		12:42:31.764	
32	Steve GARNER						6	Westfield Megabus					
1 -	55.994		+ 11.840		12:31:22.408		5 -	44.393		+ 0.239		12:34:33.064	
2 -	51.649		+ 7.495		12:32:14.057		6 -	44.154				12:35:17.218	
3 -	48.978		+ 4.824		12:33:03.035		7 -	49.598		+ 5.444		12:36:06.816	
4 -	45.636		+ 1.482		12:33:48.671								
45	Andy BOURN						5	Caterham Roadsport					
1 -	52.373		+ 6.143		12:31:16.497		6 -	47.036		+ 0.806		12:35:15.179	
2 -	48.250		+ 2.020		12:32:04.747		7 -	46.740		+ 0.510		12:36:01.919	

Lydden Hill
Circuit Length = 1.0000 miles
Start: 12:30 End: 12:43

Weather / Track : Sunny / Dry


SEMSEC Sports Racing & Kit Car Championship Classes 5 & 6

QUALIFYING - RACE 1 - LAP ANALYSIS

3 -	47.208	+ 0.978	12:32:51.955	8 -	46.230		12:36:48.149
4 -	48.636	+ 2.406	12:33:40.591	9 -	46.627	+ 0.397	12:37:34.776
5 -	47.552	+ 1.322	12:34:28.143	10 -	46.351	+ 0.121	12:38:21.127
47	Kevin HOWELL		6		Caterham R500		
1 -	52.373	+ 8.706	12:31:19.628	8 -	43.789	+ 0.122	12:36:32.578
2 -	46.722	+ 3.055	12:32:06.350	9 -	43.680	+ 0.013	12:37:16.258
3 -	45.943	+ 2.276	12:32:52.293	10 -	44.760	+ 1.093	12:38:01.018
4 -	45.247	+ 1.580	12:33:37.540	11 -	44.291	+ 0.624	12:38:45.309
5 -	43.843	+ 0.176	12:34:21.383	12 -	44.106	+ 0.439	12:39:29.415
6 -	43.739	+ 0.072	12:35:05.122	13 -	44.589	+ 0.922	12:40:14.004
7 -	43.667		12:35:48.789	14 -	44.544	+ 0.877	12:40:58.548
50	Nick COLE		6		Caterham Roadsport		
1 -	57.484	+ 10.621	12:31:24.751	4 -	46.863		12:33:50.314
2 -	51.246	+ 4.383	12:32:15.997	5 -	8:36.059	+ 7:49.196	12:42:26.373
3 -	47.454	+ 0.591	12:33:03.451				
69	Merrick LINNETT		6		Caterham C500		
1 -	51.648	+ 8.605	12:31:13.445	7 -	43.159	+ 0.116	12:35:39.762
2 -	47.339	+ 4.296	12:32:00.784	8 -	43.043		12:36:22.805
3 -	44.773	+ 1.730	12:32:45.557	9 -	43.349	+ 0.306	12:37:06.154
4 -	43.868	+ 0.825	12:33:29.425	10 -	43.255	+ 0.212	12:37:49.409
5 -	43.505	+ 0.462	12:34:12.930	11 -	43.518	+ 0.475	12:38:32.927
6 -	43.673	+ 0.630	12:34:56.603				
72	Scott MAKIN		5		Sylva Riot		
1 -	52.522	+ 7.641	12:31:17.015	8 -	45.224	+ 0.343	12:36:42.855
2 -	48.421	+ 3.540	12:32:05.436	9 -	44.887	+ 0.006	12:37:27.742
3 -	47.689	+ 2.808	12:32:53.125	10 -	45.047	+ 0.166	12:38:12.789
4 -	46.961	+ 2.080	12:33:40.086	11 -	52.462	+ 7.581	12:39:05.251
5 -	47.098	+ 2.217	12:34:27.184	12 -	50.374	+ 5.493	12:39:55.625
6 -	45.150	+ 0.269	12:35:12.334	13 -	44.881		12:40:40.506
7 -	45.297	+ 0.416	12:35:57.631				
83	Adam WARREN		6		Caterham Seven		
1 -	52.831	+ 6.911	12:31:12.821	9 -	45.975	+ 0.055	12:37:31.844
2 -	50.207	+ 4.287	12:32:03.028	10 -	46.158	+ 0.238	12:38:18.002
3 -	47.948	+ 2.028	12:32:50.976	11 -	46.021	+ 0.101	12:39:04.023
4 -	48.671	+ 2.751	12:33:39.647	12 -	46.101	+ 0.181	12:39:50.124
5 -	47.740	+ 1.820	12:34:27.387	13 -	46.070	+ 0.150	12:40:36.194
6 -	46.603	+ 0.683	12:35:13.990	14 -	45.920		12:41:22.114
7 -	45.920		12:35:59.910	15 -	46.029	+ 0.109	12:42:08.143
8 -	45.959	+ 0.039	12:36:45.869	16 -	45.949	+ 0.029	12:42:54.092

SEMSEC Sports Racing & Kit Car Championship Classes 5 & 6

RACE 1 - GRID

ROW 7	46.863 50 Nick COLE		
ROW 6		46.206 3 Graham EWINGS	46.230 45 Andy BOURN
ROW 5	45.920 83 Adam WARREN		45.993 2 Bill HAILSTONE
ROW 4		44.881 72 Scott MAKIN	45.352 7 Jerry PIKE
ROW 3	44.492 31 Paul GIBB		44.633 9 Bruce WILSON
ROW 2		44.134 17 Doug NEWMAN	44.154 32 Steve GARNER
ROW 1	43.043 69 Merrick LINNETT		43.667 47 Kevin HOWELL
Pole			
			

Lydden Hill
Circuit Length = 1.0000 miles

These results are provisional until the conclusion of any judicial and technical matters.

Clerk of Course :		Timekeeper :
-------------------	--	--------------

SEMSEC Sports Racing & Kit Car Championship Classes 5 & 6

RACE 1 - CLASSIFICATION

POS	NO	CL	NAME	ENTRY	LAPS	TIME	GAP	DIFF	MPH	BEST	ON
1	69	6	Merrick LINNETT	Caterham C500	15	10:51.212			82.91	42.649	5
2	17	5	Doug NEWMAN	Caterham Seven	15	11:03.642	12.430	12.430	81.36	43.141	2
3	47	6	Kevin HOWELL	Caterham R500	15	11:07.606	16.394	3.964	80.88	43.423	2
4	31	6	Paul GIBB	Caterham HPC	15	11:19.802	28.590	12.196	79.43	44.596	8
5	9	6	Bruce WILSON	Caterham CSR Superlight	15	11:26.134	34.922	6.332	78.69	44.834	6
6	72	5	Scott MAKIN	Sylva Riot	15	11:27.055	35.843	0.921	78.59	44.577	2
7	7	6	Jerry PIKE	Caterham SLR	15	11:27.425	36.213	0.370	78.55	44.829	14
8	2	6	Bill HAILSTONE	Caterham C400	15	11:37.742	46.530	10.317	77.39	45.374	5
9	83	6	Adam WARREN	Caterham Seven	14	11:00.646	1 lap	1 lap	76.28	46.093	6
10	45	5	Andy BOURN	Caterham Roadsport	14	11:02.304	1 lap	1.658	76.09	45.978	6
11	3	5	Graham EWINGS	Caterham Roadsport A	14	11:08.989	1 lap	6.685	75.33	45.801	7

NOT CLASSIFIED

DNF	32	6	Steve GARNER	Westfield Megabusa	4	2:59.575	11 laps	10 laps	80.18	43.498	2
-----	----	---	--------------	--------------------	---	----------	---------	---------	-------	--------	---

FASTEST LAP

69	6	Merrick LINNETT	Caterham C500	5	42.649	84.40 mph	135.84 kph
17	5	Doug NEWMAN	Caterham Seven	2	43.141	83.44 mph	134.29 kph

Weather / Track : Sunny / Dry

These results are provisional until the conclusion of any judicial and technical matters.

Lydden Hill
 Circuit Length = 1.0000 miles
 Start: 14:10 End: 14:22

Clerk of Course :		Timekeeper :
-------------------	--	--------------

SEMSEC Sports Racing & Kit Car Championship Classes 5 & 6

RACE 1 - LAP CHART

Lap 1			Lap 2			Lap 3			Lap 4			Lap 5		
No	Behind	Laptime	No	Behind	Laptime	No	Behind	Laptime	No	Behind	Laptime	No	Behind	Laptime
69		46.683	69		42.770	69		42.698	69		42.688	69		42.649
17	1.299	47.982	17	1.670	43.141	17	2.482	43.510	17	3.263	43.469	17	4.202	43.588
47	1.823	48.506	47	2.476	43.423	47	3.270	43.492	47	4.271	43.689	47	5.435	43.813
32	2.187	48.870	32	2.915	43.498	32	3.801	43.584	32	4.736	43.623	31	13.407	44.703
7	3.208	49.891	7	5.948	45.510	7	9.193	45.943	31	11.353	44.650	7	14.650	45.212
9	3.778	50.461	9	6.139	45.131	31	9.391	45.763	7	12.087	45.582	9	15.285	45.386
31	4.266	50.949	31	6.326	44.830	9	9.795	46.354	9	12.548	45.441	72	15.861	45.261
2	4.930	51.613	2	7.750	45.590	2	10.535	45.483	72	13.249	45.237	2	16.669	45.374
72	6.245	52.928	72	8.052	44.577	72	10.700	45.346	2	13.944	46.097	45	23.338	46.208
45	7.745	54.428	45	11.640	46.665	45	15.815	46.873	45	19.779	46.652	3	23.801	46.154
3	7.979	54.662	3	11.872	46.663	3	16.141	46.967	3	20.296	46.843	83	25.987	46.424
83	10.302	56.985	83	14.803	47.271	83	18.558	46.453	83	22.212	46.342			

SEMSEC Sports Racing & Kit Car Championship Classes 5 & 6

RACE 1 - LAP CHART

Lap 6			Lap 7			Lap 8			Lap 9			Lap 10		
No	Behind	Laptime	No	Behind	Laptime	No	Behind	Laptime	No	Behind	Laptime	No	Behind	Laptime
69		43.063	69		42.987	69		42.929	69		43.038	69		43.763
17	4.688	43.549	17	5.455	43.754	17	6.441	43.915	17	7.615	44.212	3	1 LAP	55.059
47	6.299	43.927	47	7.586	44.274	47	9.207	44.550	47	10.657	44.488	17	7.879	44.027
31	14.969	44.625	31	16.816	44.834	31	18.483	44.596	31	20.141	44.696	47	11.234	44.340
7	16.608	45.021	7	19.227	45.606	7	21.944	45.646	7	24.946	46.040	31	21.216	44.838
9	17.056	44.834	9	19.471	45.402	9	22.280	45.738	9	25.204	45.962	7	26.995	45.812
72	17.908	45.110	72	20.335	45.414	72	22.610	45.204	72	25.857	46.285	9	27.315	45.874
2	19.124	45.518	2	21.994	45.857	2	24.793	45.728	2	27.924	46.169	72	27.703	45.609
45	26.253	45.978	45	29.346	46.080	45	32.560	46.143	45	35.931	46.409	2	30.103	45.942
3	26.986	46.248	3	29.800	45.801	3	33.094	46.223	83	38.725	46.451	45	38.702	46.534
83	29.017	46.093	83	32.147	46.117	83	35.312	46.094				83	41.217	46.255


SEMSEC Sports Racing & Kit Car Championship Classes 5 & 6

RACE 1 - LAP CHART

Lap 11			Lap 12			Lap 13			Lap 14			Lap 15		
No	Behind	Laptime	No	Behind	Laptime	No	Behind	Laptime	No	Behind	Laptime	No	Behind	Laptime
69		43.452	69		43.094	69		43.431	69		43.409	69		44.558
3	1 LAP	46.801	83	1 LAP	46.873	45	1 LAP	48.424	83	1 LAP	46.611	83	1 LAP	46.270
17	8.595	44.168	3	1 LAP	46.810	83	1 LAP	46.407	45	1 LAP	48.268	45	1 LAP	46.896
47	12.144	44.362	17	10.453	44.952	17	11.531	44.509	17	12.290	44.168	17	12.430	44.698
31	22.818	45.054	47	13.569	44.519	3	1 LAP	47.174	47	15.453	44.405	47	16.394	45.499
9	29.422	45.559	31	24.476	44.752	47	14.457	44.319	3	1 LAP	47.021	3	1 LAP	46.563
72	30.169	45.918	9	31.211	44.883	31	25.957	44.912	31	27.852	45.304	31	28.590	45.296
7	30.535	46.992	72	32.119	45.044	9	32.927	45.147	9	34.379	44.861	9	34.922	45.101
2	32.528	45.877	7	32.478	45.037	72	33.608	44.920	72	35.091	44.892	72	35.843	45.310
45	41.996	46.746	2	35.067	45.633	7	34.069	45.022	7	35.489	44.829	7	36.213	45.282
						2	37.718	46.082	2	41.318	47.009	2	46.530	49.770

SEMSEC Sports Racing & Kit Car Championship Classes 5 & 6

RACE 5 - GRID

ROW 6	3 Graham EWINGS	32 Steve GARNER
ROW 5	83 Adam WARREN	45 Andy BOURN
ROW 4	7 Jerry PIKE	2 Bill HAILSTONE
ROW 3	9 Bruce WILSON	72 Scott MAKIN
ROW 2	47 Kevin HOWELL	31 Paul GIBB
ROW 1	69 Merrick LINNETT	17 Doug NEWMAN
Pole		
		

Lydden Hill
Circuit Length = 1.0000 miles

These results are provisional until the conclusion of any judicial and technical matters.

Clerk of Course :		Timekeeper :
-------------------	--	--------------

SEMSEC Sports Racing & Kit Car Championship Classes 5 & 6

RACE 5 - CLASSIFICATION

POS	NO	CL	NAME	ENTRY	LAPS	TIME	GAP	DIFF	MPH	BEST	ON
1	69	6	Merrick LINNETT	Caterham C500	15	11:01.103			81.67	42.899	2
2	17	5	Doug NEWMAN	Caterham Seven	15	11:04.865	3.762	3.762	81.21	43.656	14
3	47	6	Kevin HOWELL	Caterham R500	15	11:10.770	9.667	5.905	80.50	43.917	8
4	31	6	Paul GIBB	Caterham HPC	15	11:16.717	15.614	5.947	79.79	43.942	3
5	9	6	Bruce WILSON	Caterham CSR Superlight	15	11:19.440	18.337	2.723	79.47	44.651	10
6	72	5	Scott MAKIN	Sylva Riot	15	11:24.081	22.978	4.641	78.93	44.597	8
7	7	6	Jerry PIKE	Caterham SLR	15	11:42.908	41.805	18.827	76.82	45.932	12
8	83	6	Adam WARREN	Caterham Seven	15	11:43.723	42.620	0.815	76.73	45.856	7
9	45	5	Andy BOURN	Caterham Roadsport	14	11:05.403	1 lap	1 lap	75.74	46.489	9
10	3	5	Graham EWINGS	Caterham Roadsport A	14	11:07.799	1 lap	2.396	75.46	46.013	9
NOT CLASSIFIED											
DNF	32	6	Steve GARNER	Westfield Megabusa	4	3:03.409	11 laps	10 laps	78.51	44.152	2
DNF	2	6	Bill HAILSTONE	Caterham C400	2	1:43.085	13 laps	2 laps	69.84	50.586	2
FASTEST LAP											
69	6	Merrick LINNETT	Caterham C500	2	42.899	83.91 mph	135.04 kph				
17	5	Doug NEWMAN	Caterham Seven	14	43.656	82.46 mph	132.70 kph				

Weather / Track : Sunny / Dry

These results are provisional until the conclusion of any judicial and technical matters.

Lydden Hill
 Circuit Length = 1.0000 miles
 Start: 15:28 End: 15:40

Clerk of Course :		Timekeeper :
-------------------	--	--------------

SEMSEC Sports Racing & Kit Car Championship Classes 5 & 6

RACE 5 - LAP CHART

Lap 1			Lap 2			Lap 3			Lap 4			Lap 5		
No	Behind	Laptime	No	Behind	Laptime	No	Behind	Laptime	No	Behind	Laptime	No	Behind	Laptime
69		47.533	69		42.899	69		43.176	69		43.027	69		43.552
47	1.362	48.895	47	3.259	44.796	17	4.555	44.348	17	5.384	43.856	17	5.777	43.945
17	2.134	49.667	17	3.383	44.148	47	5.365	45.282	47	6.330	43.992	47	6.954	44.176
9	2.952	50.485	32	4.393	44.152	32	5.582	44.365	32	6.774	44.219	31	8.143	44.225
32	3.140	50.673	31	5.271	44.756	31	6.037	43.942	31	7.470	44.460	9	11.114	44.945
31	3.414	50.947	9	5.954	45.901	9	8.013	45.235	9	9.721	44.735	72	11.425	44.817
72	3.924	51.457	72	6.296	45.271	72	8.269	45.149	72	10.160	44.918	7	17.847	46.276
2	4.966	52.499	7	9.153	46.892	7	12.154	46.177	7	15.123	45.996	83	20.681	46.562
7	5.160	52.693	83	10.929	47.582	83	13.880	46.127	83	17.671	46.818	3	21.264	46.790
45	5.622	53.155	3	11.429	48.418	3	14.363	46.110	3	18.026	46.690	45	22.973	46.909
3	5.910	53.443	45	11.771	49.048	45	15.365	46.770	45	19.616	47.278			
83	6.246	53.779	2	12.653	50.586									

SEMSEC Sports Racing & Kit Car Championship Classes 5 & 6

RACE 5 - LAP CHART

Lap 6			Lap 7			Lap 8			Lap 9			Lap 10		
No	Behind	Laptime	No	Behind	Laptime	No	Behind	Laptime	No	Behind	Laptime	No	Behind	Laptime
69		43.618	69		43.838	69		43.701	69		44.135	69		43.925
17	5.845	43.686	17	5.670	43.663	17	6.007	44.038	17	6.046	44.174	17	6.061	43.940
47	7.270	43.934	47	7.514	44.082	47	7.730	43.917	47	7.811	44.216	47	8.141	44.255
31	8.901	44.376	31	9.410	44.347	31	10.338	44.629	31	11.061	44.858	31	12.114	44.978
9	12.518	45.022	9	13.652	44.972	9	14.611	44.660	9	15.236	44.760	9	15.962	44.651
72	12.801	44.994	72	13.954	44.991	72	14.850	44.597	72	15.789	45.074	72	16.917	45.053
7	20.303	46.074	7	23.268	46.803	7	25.809	46.242	7	28.071	46.397	7	30.490	46.344
83	23.506	46.443	83	25.524	45.856	83	28.478	46.655	83	30.409	46.066	83	32.669	46.185
3	23.883	46.237	3	26.598	46.553	3	30.429	47.532	3	32.307	46.013	3	34.816	46.434
45	26.205	46.850	45	29.082	46.715	45	32.056	46.675	45	34.410	46.489	45	36.980	46.495

SEMSEC Sports Racing & Kit Car Championship Classes 5 & 6

RACE 5 - LAP CHART

Lap 11			Lap 12			Lap 13			Lap 14			Lap 15		
No	Behind	Laptime	No	Behind	Laptime	No	Behind	Laptime	No	Behind	Laptime	No	Behind	Laptime
69		44.249	69		44.029	69		44.074	69		44.383	69		44.964
17	5.909	44.097	17	5.672	43.792	3	1 LAP	52.371	45	1 LAP	48.131	17	3.762	44.027
47	8.140	44.248	47	8.153	44.042	17	5.426	43.828	17	4.699	43.656	45	1 LAP	47.470
31	12.818	44.953	31	14.107	45.318	47	8.600	44.521	3	1 LAP	48.294	3	1 LAP	46.473
9	16.502	44.789	9	17.136	44.663	31	15.240	45.207	47	8.981	44.764	47	9.667	45.650
72	17.734	45.066	72	19.154	45.449	9	17.852	44.790	31	15.646	44.789	31	15.614	44.932
7	32.349	46.108	7	34.252	45.932	72	20.737	45.657	9	18.306	44.837	9	18.337	44.995
83	34.366	45.946	83	36.763	46.426	7	36.397	46.219	72	21.880	45.526	72	22.978	46.062
3	37.008	46.441	45	42.120	46.898	83	39.133	46.444	7	38.299	46.285	7	41.805	48.470
45	39.251	46.520							83	41.241	46.491	83	42.620	46.343

SEMSEC Saloons & Sports Car Championship

QUALIFYING - RACE 3 - CLASSIFICATION

POS	NO	CL	NAME	ENTRY	TIME	ON	LAPS	GAP	DIFF	MPH
1	26	4	Bill RICHARDS	Metro Cosworth	44.413	10	15			81.05
2	11	3	Steve WEATHERLEY	Ford Sierra Sapphire	46.159	5	8	1.746	1.746	77.98
3	8	3	Cliff FINN	Ginetta G12	46.692	11	11	2.279	0.533	77.09
4	96	3	Nigel CRAIG	Ford RS2000	47.317	5	14	2.904	0.625	76.08
5	13	2	Mary GRINHAM	Rover Mini	48.432	14	14	4.019	1.115	74.32
6	16	4	Keith WATERMAN	Peugeot 206 X5 16v	49.094	6	9	4.681	0.662	73.32
7	27	2	Stuart GIBBONS	Ginetta G20	49.379	10	14	4.966	0.285	72.90
8	70	3	Tony SKELTON	Renault Clio	49.393	8	9	4.980	0.014	72.88
9	3	4	Jason WATERMAN	Peugeot 206	49.413	7	14	5.000	0.020	72.85
10	29	2	Joanne GORDON	Ford Fiesta XR2	50.347	12	13	5.934	0.934	71.50
11	32	3	Gary CHAPPELL	Toyota Celica GT	50.528	8	14	6.115	0.181	71.24
12	7	4	Steve BROWN	Jaguar E Type	50.646	13	14	6.233	0.118	71.07
13	4	2	Paul RICHARDSON	Ginetta G20	51.622	13	13	7.209	0.976	69.73
14	60	3	Simon GLENN	BMW E30 M3	52.241	4	13	7.828	0.619	68.90
15	41	2	Kieron LEHANE	Ford Fiesta	52.861	4	6	8.448	0.620	68.10
16	14	1	Gemma MORRIS	Austin Mini	53.727	5	10	9.314	0.866	67.00
17	12	2	Barrie COPE	Ford Fiesta	53.966	5	6	9.553	0.239	66.70
18	92	4	John CHAPLIN	MGB GT V8	56.199	4	4	11.786	2.233	64.05
19	48	2	Christopher GOULD	VW Golf GTi MkII	57.297	11	12	12.884	1.098	62.82

Weather / Track : Sunny / Dry

These results are provisional until the conclusion of any judicial and technical matters.

Lydden Hill
Circuit Length = 1.0000 miles
Start: 12:58 End: 13:11

Clerk of Course :		Timekeeper :
-------------------	--	--------------

SEMSEC Saloons & Sports Car Championship

QUALIFYING - RACE 3 - LAP ANALYSIS

3	Jason WATERMAN			4 Peugeot 206			
1 -	1:03.473	+ 14.060	13:00:17.033	8 -	52.726	+ 3.313	13:06:18.939
2 -	52.100	+ 2.687	13:01:09.133	9 -	1:06.487	+ 17.074	13:07:25.426
3 -	54.052	+ 4.639	13:02:03.185	10 -	50.801	+ 1.388	13:08:16.227
4 -	50.132	+ 0.719	13:02:53.317	11 -	51.844	+ 2.431	13:09:08.071
5 -	53.548	+ 4.135	13:03:46.865	12 -	50.921	+ 1.508	13:09:58.992
6 -	49.935	+ 0.522	13:04:36.800	13 -	50.761	+ 1.348	13:10:49.753
7 -	49.413		13:05:26.213	14 -	51.633	+ 2.220	13:11:41.386
4	Paul RICHARDSON			2 Ginetta G20			
1 -	58.740	+ 7.118	13:00:31.598	8 -	52.738	+ 1.116	13:06:46.154
2 -	55.618	+ 3.996	13:01:27.216	9 -	52.226	+ 0.604	13:07:38.380
3 -	54.413	+ 2.791	13:02:21.629	10 -	52.044	+ 0.422	13:08:30.424
4 -	53.211	+ 1.589	13:03:14.840	11 -	52.246	+ 0.624	13:09:22.670
5 -	52.637	+ 1.015	13:04:07.477	12 -	52.091	+ 0.469	13:10:14.761
6 -	52.862	+ 1.240	13:05:00.339	13 -	51.622		13:11:06.383
7 -	53.077	+ 1.455	13:05:53.416				
7	Steve BROWN			4 Jaguar E Type			
1 -	1:03.504	+ 12.858	13:00:18.372	8 -	51.161	+ 0.515	13:06:30.252
2 -	54.697	+ 4.051	13:01:13.069	9 -	54.379	+ 3.733	13:07:24.631
3 -	53.679	+ 3.033	13:02:06.748	10 -	50.943	+ 0.297	13:08:15.574
4 -	52.573	+ 1.927	13:02:59.321	11 -	52.120	+ 1.474	13:09:07.694
5 -	51.647	+ 1.001	13:03:50.968	12 -	50.828	+ 0.182	13:09:58.522
6 -	56.346	+ 5.700	13:04:47.314	13 -	50.646		13:10:49.168
7 -	51.777	+ 1.131	13:05:39.091	14 -	51.182	+ 0.536	13:11:40.350
8	Cliff FINN			3 Ginetta G12			
1 -	54.284	+ 7.592	13:00:18.629	7 -	47.159	+ 0.467	13:05:12.141
2 -	51.831	+ 5.139	13:01:10.460	8 -	47.519	+ 0.827	13:05:59.660
3 -	50.862	+ 4.170	13:02:01.322	9 -	47.708	+ 1.016	13:06:47.368
4 -	48.062	+ 1.370	13:02:49.384	10 -	48.944	+ 2.252	13:07:36.312
5 -	47.929	+ 1.237	13:03:37.313	11 -	46.692		13:08:23.004
6 -	47.669	+ 0.977	13:04:24.982				
11	Steve WEATHERLEY			3 Ford Sierra Sapphire			
1 -	58.860	+ 12.701	13:00:10.556	5 -	46.159		13:03:24.220
2 -	51.287	+ 5.128	13:01:01.843	6 -	47.431	+ 1.272	13:04:11.651
3 -	48.152	+ 1.993	13:01:49.995	7 -	47.310	+ 1.151	13:04:58.961
4 -	48.066	+ 1.907	13:02:38.061	8 -	47.325	+ 1.166	13:05:46.286
12	Barrie COPE			2 Ford Fiesta			
1 -	59.909	+ 5.943	13:00:38.466	4 -	55.276	+ 1.310	13:04:29.891
2 -	2:00.858	+ 1:06.892	13:02:39.324	5 -	53.966		13:05:23.857
3 -	55.291	+ 1.325	13:03:34.615	6 -	55.844	+ 1.878	13:06:19.701
13	Mary GRINHAM			2 Rover Mini			
1 -	59.731	+ 11.299	13:00:19.386	8 -	49.915	+ 1.483	13:06:22.320
2 -	53.984	+ 5.552	13:01:13.370	9 -	50.963	+ 2.531	13:07:13.283
3 -	55.434	+ 7.002	13:02:08.804	10 -	49.103	+ 0.671	13:08:02.386
4 -	52.107	+ 3.675	13:03:00.911	11 -	49.115	+ 0.683	13:08:51.501
5 -	50.468	+ 2.036	13:03:51.379	12 -	48.961	+ 0.529	13:09:40.462
6 -	51.011	+ 2.579	13:04:42.390	13 -	48.707	+ 0.275	13:10:29.169
7 -	50.015	+ 1.583	13:05:32.405	14 -	48.432		13:11:17.601
14	Gemma MORRIS			1 Austin Mini			
1 -	1:07.361	+ 13.634	13:00:42.612	6 -	53.914	+ 0.187	13:05:24.948
2 -	1:00.906	+ 7.179	13:01:43.518	7 -	55.513	+ 1.786	13:06:20.461
3 -	58.209	+ 4.482	13:02:41.727	8 -	2:55.774	+ 2:02.047	13:09:16.235
4 -	55.580	+ 1.853	13:03:37.307	9 -	55.601	+ 1.874	13:10:11.836
5 -	53.727		13:04:31.034	10 -	53.751	+ 0.024	13:11:05.587

Lydden Hill
Circuit Length = 1.0000 miles
Start: 12:58 End: 13:11

Weather / Track : Sunny / Dry

SEMSEC Saloons & Sports Car Championship

QUALIFYING - RACE 3 - LAP ANALYSIS

16	Keith WATERMAN		4		Peugeot 206 X5 16v	
1 -	5:40.790	+ 4:51.696	13:04:53.405	6 -	49.094	13:09:09.042
2 -	57.378	+ 8.284	13:05:50.783	7 -	50.884	+ 1.790 13:09:59.926
3 -	49.954	+ 0.860	13:06:40.737	8 -	50.396	+ 1.302 13:10:50.322
4 -	50.049	+ 0.955	13:07:30.786	9 -	50.375	+ 1.281 13:11:40.697
5 -	49.162	+ 0.068	13:08:19.948			
26	Bill RICHARDS		4		Metro Cosworth	
1 -	57.703	+ 13.290	13:00:29.463	9 -	46.012	+ 1.599 13:06:49.799
2 -	50.149	+ 5.736	13:01:19.612	10 -	44.413	13:07:34.212
3 -	50.828	+ 6.415	13:02:10.440	11 -	44.672	+ 0.259 13:08:18.884
4 -	47.006	+ 2.593	13:02:57.446	12 -	45.409	+ 0.996 13:09:04.293
5 -	46.797	+ 2.384	13:03:44.243	13 -	44.520	+ 0.107 13:09:48.813
6 -	49.932	+ 5.519	13:04:34.175	14 -	44.516	+ 0.103 13:10:33.329
7 -	44.766	+ 0.353	13:05:18.941	15 -	44.442	+ 0.029 13:11:17.771
8 -	44.846	+ 0.433	13:06:03.787			
27	Stuart GIBBONS		2		Ginetta G20	
1 -	55.594	+ 6.215	13:00:22.066	8 -	49.968	+ 0.589 13:06:23.236
2 -	52.422	+ 3.043	13:01:14.488	9 -	52.752	+ 3.373 13:07:15.988
3 -	54.700	+ 5.321	13:02:09.188	10 -	49.379	13:08:05.367
4 -	52.009	+ 2.630	13:03:01.197	11 -	49.615	+ 0.236 13:08:54.982
5 -	51.338	+ 1.959	13:03:52.535	12 -	49.859	+ 0.480 13:09:44.841
6 -	50.813	+ 1.434	13:04:43.348	13 -	50.181	+ 0.802 13:10:35.022
7 -	49.920	+ 0.541	13:05:33.268	14 -	49.842	+ 0.463 13:11:24.864
29	Joanne GORDON		2		Ford Fiesta XR2	
1 -	1:02.629	+ 12.282	13:00:31.000	8 -	51.669	+ 1.322 13:06:51.256
2 -	1:00.739	+ 10.392	13:01:31.739	9 -	50.408	+ 0.061 13:07:41.664
3 -	55.135	+ 4.788	13:02:26.874	10 -	52.733	+ 2.386 13:08:34.397
4 -	53.613	+ 3.266	13:03:20.487	11 -	50.422	+ 0.075 13:09:24.819
5 -	54.901	+ 4.554	13:04:15.388	12 -	50.347	13:10:15.166
6 -	51.780	+ 1.433	13:05:07.168	13 -	51.716	+ 1.369 13:11:06.882
7 -	52.419	+ 2.072	13:05:59.587			
32	Gary CHAPPELL		3		Toyota Celica GT	
1 -	1:00.921	+ 10.393	13:00:36.836	8 -	50.528	13:06:38.536
2 -	52.203	+ 1.675	13:01:29.039	9 -	51.297	+ 0.769 13:07:29.833
3 -	53.277	+ 2.749	13:02:22.316	10 -	51.416	+ 0.888 13:08:21.249
4 -	51.208	+ 0.680	13:03:13.524	11 -	50.727	+ 0.199 13:09:11.976
5 -	51.885	+ 1.357	13:04:05.409	12 -	50.849	+ 0.321 13:10:02.825
6 -	51.365	+ 0.837	13:04:56.774	13 -	51.570	+ 1.042 13:10:54.395
7 -	51.234	+ 0.706	13:05:48.008	14 -	52.536	+ 2.008 13:11:46.931
41	Kieron LEHANE		2		Ford Fiesta	
1 -	1:03.574	+ 10.713	13:00:40.077	4 -	52.861	13:03:20.814
2 -	54.156	+ 1.295	13:01:34.233	5 -	53.791	+ 0.930 13:04:14.605
3 -	53.720	+ 0.859	13:02:27.953	6 -	55.213	+ 2.352 13:05:09.818
48	Christopher GOULD		2		VW Golf GTi MkII	
1 -	1:05.235	+ 7.938	13:00:46.879	7 -	1:01.094	+ 3.797 13:06:51.644
2 -	1:00.288	+ 2.991	13:01:47.167	8 -	59.936	+ 2.639 13:07:51.580
3 -	1:01.882	+ 4.585	13:02:49.049	9 -	59.467	+ 2.170 13:08:51.047
4 -	1:00.400	+ 3.103	13:03:49.449	10 -	58.872	+ 1.575 13:09:49.919
5 -	1:00.487	+ 3.190	13:04:49.936	11 -	57.297	13:10:47.216
6 -	1:00.614	+ 3.317	13:05:50.550	12 -	1:01.611	+ 4.314 13:11:48.827
60	Simon GLENN		3		BMW E30 M3	
1 -	1:03.030	+ 10.789	13:00:31.983	8 -	53.704	+ 1.463 13:06:55.542
2 -	56.046	+ 3.805	13:01:28.029	9 -	54.366	+ 2.125 13:07:49.908
3 -	55.893	+ 3.652	13:02:23.922	10 -	54.911	+ 2.670 13:08:44.819
4 -	52.241		13:03:16.163	11 -	54.539	+ 2.298 13:09:39.358
5 -	55.195	+ 2.954	13:04:11.358	12 -	54.176	+ 1.935 13:10:33.534

Lydden Hill
Circuit Length = 1.0000 miles
Start: 12:58 End: 13:11


Weather / Track : Sunny / Dry

SEMSEC Saloons & Sports Car Championship
QUALIFYING - RACE 3 - LAP ANALYSIS

6 -	53.066	+ 0.825	13:05:04.424	13 -	54.797	+ 2.556	13:11:28.331
7 -	57.414	+ 5.173	13:06:01.838				
70	Tony SKELTON		3	Renault Clio			
1 -	56.073	+ 6.680	13:00:21.182	6 -	49.625	+ 0.232	13:04:35.708
2 -	52.583	+ 3.190	13:01:13.765	7 -	49.643	+ 0.250	13:05:25.351
3 -	53.174	+ 3.781	13:02:06.939	8 -	49.393		13:06:14.744
4 -	49.568	+ 0.175	13:02:56.507	9 -	51.450	+ 2.057	13:07:06.194
5 -	49.576	+ 0.183	13:03:46.083				
92	John CHAPLIN		4	MGB GT V8			
1 -	1:04.058	+ 7.859	13:00:20.780	3 -	58.307	+ 2.108	13:02:15.706
2 -	56.619	+ 0.420	13:01:17.399	4 -	56.199		13:03:11.905
96	Nigel CRAIG		3	Ford RS2000			
1 -	59.793	+ 12.476	13:00:09.480	8 -	47.443	+ 0.126	13:06:05.393
2 -	48.677	+ 1.360	13:00:58.157	9 -	57.177	+ 9.860	13:07:02.570
3 -	51.709	+ 4.392	13:01:49.866	10 -	47.746	+ 0.429	13:07:50.316
4 -	55.893	+ 8.576	13:02:45.759	11 -	51.916	+ 4.599	13:08:42.232
5 -	47.317		13:03:33.076	12 -	48.076	+ 0.759	13:09:30.308
6 -	47.591	+ 0.274	13:04:20.667	13 -	52.627	+ 5.310	13:10:22.935
7 -	57.283	+ 9.966	13:05:17.950	14 -	48.062	+ 0.745	13:11:10.997

SEMSEC Saloon & Sports Car Championship

RACE 3 - GRID

ROW 10	57.297 48 Christopher GOULD	
ROW 9	53.966 12 Barrie COPE	56.199 92 John CHAPLIN
ROW 8	52.861 41 Kieron LEHANE	53.727 14 Gemma MORRIS
ROW 7	51.622 4 Paul RICHARDSON	52.241 60 Simon GLENN
ROW 6	50.528 32 Gary CHAPPELL	50.646 7 Steve BROWN
ROW 5	49.413 3 Jason WATERMAN	50.347 29 Joanne GORDON
ROW 4	49.379 27 Stuart GIBBONS	49.393 70 Tony SKELTON
ROW 3	48.432 13 Mary GRINHAM	49.094 16 Keith WATERMAN
ROW 2	46.692 8 Cliff FINN	47.317 96 Nigel CRAIG
ROW 1	44.413 26 Bill RICHARDS	46.159 11 Steve WEATHERLEY
Pole		
		

Lydden Hill
Circuit Length = 1.0000 miles

These results are provisional until the conclusion of any judicial and technical matters.

Clerk of Course :		Timekeeper :

SEMSEC Saloon & Sports Car Championship

RACE 3 - CLASSIFICATION

POS	NO	CL	NAME	ENTRY	LAPS	TIME	GAP	DIFF	MPH	BEST	ON
1	26	4	Bill RICHARDS	Metro Cosworth	12	9:28.034			76.04	45.838	8
2	8	3	Cliff FINN	Ginetta G12	12	9:28.836	0.802	0.802	75.94	46.681	6
3	11	3	Steve WEATHERLEY	Ford Sierra Sapphire	12	9:32.586	4.552	3.750	75.44	46.434	7
4	96	3	Nigel CRAIG	Ford RS2000	12	9:36.891	8.857	4.305	74.88	47.087	4
5	70	3	Tony SKELTON	Renault Clio	12	9:48.105	20.071	11.214	73.45	47.667	11
6	13	2	Mary GRINHAM	Rover Mini	12	9:48.667	20.633	0.562	73.38	47.805	11
7	3	4	Jason WATERMAN	Peugeot 206	12	9:52.223	24.189	3.556	72.94	47.803	6
8	16	4	Keith WATERMAN	Peugeot 206 X5 16v	12	10:02.484	34.450	10.261	71.70	48.412	9
9	32	3	Gary CHAPPELL	Toyota Celica GT	12	10:08.387	40.353	5.903	71.00	49.653	3
10	27	2	Stuart GIBBONS	Ginetta G20	12	10:11.363	43.329	2.976	70.65	49.659	3
11	29	2	Joanne GORDON	Ford Fiesta XR2	11	9:30.448	1 lap	1 lap	69.41	50.412	9
12	7	4	Steve BROWN	Jaguar E Type	11	9:34.001	1 lap	3.553	68.98	50.170	8
13	4	2	Paul RICHARDSON	Ginetta G20	11	9:38.261	1 lap	4.260	68.47	50.832	8
14	92	4	John CHAPLIN	MGB GT V8	11	9:41.465	1 lap	3.204	68.10	50.797	7
15	60	3	Simon GLENN	BMW E30 M3	11	9:42.065	1 lap	0.600	68.03	51.094	7
16	12	2	Barrie COPE	Ford Fiesta	11	9:50.007	1 lap	7.942	67.11	51.682	5
17	14	1	Gemma MORRIS	Austin Mini	11	9:50.710	1 lap	0.703	67.03	51.721	9
18	48	2	Christopher GOULD	VW Golf GTi MkII	10	9:45.996	2 laps	1 lap	61.43	55.416	3

NOT CLASSIFIED

DNF	41	2	Kieron LEHANE	Ford Fiesta	6	5:25.560	6 laps	4 laps	66.34	52.399	2
-----	----	---	----------------------	-------------	---	----------	---------------	--------	-------	--------	---

FASTEST LAP

26	4	Bill RICHARDS	Metro Cosworth	8	45.838	78.53 mph	126.39 kph
11	3	Steve WEATHERLEY	Ford Sierra Sapphire	7	46.434	77.52 mph	124.76 kph
13	2	Mary GRINHAM	Rover Mini	11	47.805	75.30 mph	121.18 kph
14	1	Gemma MORRIS	Austin Mini	9	51.721	69.60 mph	112.01 kph

Weather / Track : Sunny / Dry

These results are provisional until the conclusion of any judicial and technical matters.

Lydden Hill
Circuit Length = 1.0000 miles
Start: 14:55 End: 15:06

Clerk of Course :

Timekeeper :

SEMSEC Saloon & Sports Car Championship

RACE 3 - LAP CHART

Lap 1			Lap 2			Lap 3			Lap 4			Lap 5		
No	Behind	Laptime	No	Behind	Laptime	No	Behind	Laptime	No	Behind	Laptime	No	Behind	Laptime
8		51.178	8		47.294	26		46.045	26		47.070	26		47.321
96	0.799	51.977	26	0.749	46.727	8	1.169	47.963	8	1.414	47.315	8	0.963	46.870
26	1.316	52.494	11	1.619	47.284	11	1.392	46.567	11	1.621	47.299	11	1.438	47.138
11	1.629	52.807	96	1.720	48.215	96	2.702	47.776	96	2.719	47.087	96	2.864	47.466
13	3.572	54.750	13	5.168	48.890	13	7.216	48.842	13	8.873	48.727	13	10.261	48.709
16	4.302	55.480	16	6.098	49.090	16	7.878	48.574	16	9.668	48.860	70	11.060	48.256
70	4.774	55.952	70	6.997	49.517	70	8.658	48.455	70	10.125	48.537	16	11.877	49.530
32	6.083	57.261	32	8.605	49.816	32	11.464	49.653	3	12.962	48.230	3	13.554	47.913
27	7.466	58.644	3	10.266	49.490	3	11.802	48.330	32	14.858	50.464	32	17.478	49.941
3	8.070	59.248	27	10.617	50.445	27	13.482	49.659	27	16.785	50.373	27	19.527	50.063
41	9.042	1:00.220	41	14.147	52.399	29	19.519	51.837	29	23.001	50.552	29	26.120	50.440
29	9.626	1:00.804	29	14.476	52.144	41	20.306	52.953	7	25.257	51.654	7	28.434	50.498
7	10.190	1:01.368	7	14.900	52.004	7	20.673	52.567	41	26.241	53.005	4	31.225	51.842
4	10.508	1:01.686	4	15.051	51.837	4	21.175	52.918	4	26.704	52.599	92	32.582	52.632
92	11.704	1:02.882	92	16.260	51.850	92	22.164	52.698	92	27.271	52.177	41	32.766	53.846
60	11.965	1:03.143	60	16.775	52.104	60	22.532	52.551	60	27.663	52.201	60	32.858	52.516
14	12.590	1:03.768	14	19.062	53.766	12	25.135	52.170	12	30.271	52.206	12	34.632	51.682
12	13.734	1:04.912	12	19.759	53.319	14	26.059	53.791	14	31.813	52.824	14	36.834	52.342
48	16.086	1:07.264	48	25.107	56.315	48	33.729	55.416	48	42.619	55.960			

SEMSEC Saloon & Sports Car Championship

RACE 3 - LAP CHART


Lap 6			Lap 7			Lap 8			Lap 9			Lap 10		
No	Behind	Laptime	No	Behind	Laptime	No	Behind	Laptime	No	Behind	Laptime	No	Behind	Laptime
26		46.531	26		46.850	26		45.838	26		47.956	26		46.488
8	1.113	46.681	8	0.968	46.705	12	1 LAP	52.726	8	0.818	46.785	8	1.428	47.098
11	1.657	46.750	11	1.241	46.434	14	1 LAP	52.486	11	1.743	47.323	4	1 LAP	51.490
96	3.423	47.090	96	4.273	47.700	8	1.989	46.859	12	1 LAP	53.705	11	2.319	47.064
48	1 LAP	57.967	13	13.772	48.084	11	2.376	46.973	96	6.028	47.743	92	1 LAP	52.440
13	12.538	48.808	70	14.497	48.419	96	6.241	47.806	14	1 LAP	53.717	60	1 LAP	52.924
70	12.928	48.399	16	15.712	48.603	13	16.291	48.357	70	17.386	48.356	96	7.752	48.212
16	13.959	48.613	3	16.140	48.164	70	16.986	48.327	13	17.925	49.590	12	1 LAP	52.271
3	14.826	47.803	48	1 LAP	59.013	16	18.374	48.500	16	18.830	48.412	14	1 LAP	51.721
32	20.961	50.014	32	24.371	50.260	3	19.205	48.903	3	19.225	47.976	70	18.893	47.995
27	23.443	50.447	27	26.600	50.007	32	28.551	50.018	32	30.621	50.026	13	19.585	48.148
29	30.192	50.603	29	34.161	50.819	27	30.722	49.960	27	33.348	50.582	16	21.193	48.851
7	32.283	50.380	7	35.757	50.324	48	1 LAP	59.122	48	1 LAP	56.232	3	21.622	48.885
4	36.102	51.408	4	40.168	50.916	29	38.871	50.548	29	41.327	50.412	32	34.363	50.230
92	36.885	50.834	92	40.832	50.797	7	40.089	50.170	7	43.500	51.367	27	36.973	50.113
60	37.712	51.385	60	41.956	51.094	4	45.162	50.832				29	45.328	50.489
41	39.372	53.137				92	46.367	51.373						
12	40.229	52.128				60	47.468	51.350						
14	42.179	51.876												

SEMSEC Saloon & Sports Car Championship
RACE 3 - LAP CHART

Lap 11			Lap 12		
No	Behind	Laptime	No	Behind	Laptime
26		47.110	26		47.604
8	1.524	47.206	8	0.802	46.882
7	1 LAP	52.370	29	1 LAP	51.800
11	2.827	47.618	11	4.552	49.329
48	2 LAPS	58.500	7	1 LAP	51.299
4	1 LAP	51.460	96	8.857	47.927
96	8.534	47.892	4	1 LAP	51.273
92	1 LAP	51.788	92	1 LAP	51.994
60	1 LAP	51.355	60	1 LAP	51.442
12	1 LAP	52.086	48	2 LAPS	1:00.207
14	1 LAP	51.797	70	20.071	48.225
70	19.450	47.667	13	20.633	47.957
13	20.280	47.805	12	1 LAP	52.802
3	23.354	48.842	14	1 LAP	52.622
16	32.210	58.127	3	24.189	48.439
32	37.671	50.418	16	34.450	49.844
27	40.308	50.445	32	40.353	50.286
			27	43.329	50.625

SEMSEC Saloon & Sports Car Championship

RACE 7 - GRID

ROW 10	41 Kieron LEHANE	
ROW 9	14 Gemma MORRIS	48 Christopher GOULD
ROW 8	60 Simon GLENN	12 Barrie COPE
ROW 7	4 Paul RICHARDSON	92 John CHAPLIN
ROW 6	29 Joanne GORDON	7 Steve BROWN
ROW 5	32 Gary CHAPPELL	27 Stuart GIBBONS
ROW 4	3 Jason WATERMAN	16 Keith WATERMAN
ROW 3	70 Tony SKELTON	13 Mary GRINHAM
ROW 2	11 Steve WEATHERLEY	96 Nigel CRAIG
ROW 1	26 Bill RICHARDS	8 Cliff FINN
Pole		
		

Lydden Hill
Circuit Length = 1.0000 miles

These results are provisional until the conclusion of any judicial and technical matters.

Clerk of Course :		Timekeeper :

SEMSEC Saloon & Sports Car Championship

RACE 7 - CLASSIFICATION

POS	NO	CL	NAME	ENTRY	LAPS	TIME	GAP	DIFF	MPH	BEST	ON
1	26	4	Bill RICHARDS	Metro Cosworth	15	11:46.181			76.46	45.518	3
2	8	3	Cliff FINN	Ginetta G12	15	11:49.935	3.754	3.754	76.06	46.217	8
3	11	3	Steve WEATHERLEY	Ford Sierra Sapphire	15	11:51.263	5.082	1.328	75.91	46.370	13
4	96	3	Nigel CRAIG	Ford RS2000	15	12:07.714	21.533	16.451	74.20	47.595	3
5	13	2	Mary GRINHAM	Rover Mini	15	12:14.365	28.184	6.651	73.53	47.942	10
6	70	3	Tony SKELTON	Renault Clio	15	12:15.062	28.881	0.697	73.46	47.954	9
7	16	4	Keith WATERMAN	Peugeot 206 X5 16v	15	12:34.389	48.208	19.327	71.57	48.866	8
8	32	3	Gary CHAPPELL	Toyota Celica GT	14	11:46.845	1 lap	1 lap	71.30	49.623	12
9	7	4	Steve BROWN	Jaguar E Type	14	11:51.327	1 lap	4.482	70.85	49.877	11
10	4	2	Paul RICHARDSON	Ginetta G20	14	11:56.472	1 lap	5.145	70.34	50.095	4
11	29	2	Joanne GORDON	Ford Fiesta XR2	14	12:07.433	1 lap	10.961	69.28	49.886	12
12	92	4	John CHAPLIN	MGB GT V8	14	12:20.298	1 lap	12.865	68.07	51.626	10
13	60	3	Simon GLENN	BMW E30 M3	14	12:21.029	1 lap	0.731	68.01	51.411	11
14	27	2	Stuart GIBBONS	Ginetta G20	14	12:21.704	1 lap	0.675	67.94	51.195	11
15	12	2	Barrie COPE	Ford Fiesta	14	12:25.423	1 lap	3.719	67.61	51.840	6
16	14	1	Gemma MORRIS	Austin Mini	14	12:26.238	1 lap	0.815	67.53	51.785	9
17	48	2	Christopher GOULD	VW Golf GTi MkII	13	12:33.058	2 laps	1 lap	62.14	54.779	9

NOT CLASSIFIED

DNF	41	2	Kieron LEHANE	Ford Fiesta	7	6:18.372	8 laps	6 laps	66.59	51.989	5
DNF	3	4	Jason WATERMAN	Peugeot 206	5	4:12.070	10 laps	2 laps	71.40	47.943	4

FASTEST LAP

26	4	Bill RICHARDS	Metro Cosworth	3	45.518	79.08 mph	127.27 kph
8	3	Cliff FINN	Ginetta G12	8	46.217	77.89 mph	125.35 kph
13	2	Mary GRINHAM	Rover Mini	10	47.942	75.08 mph	120.84 kph
14	1	Gemma MORRIS	Austin Mini	9	51.785	69.51 mph	111.87 kph

Weather / Track : Sunny / Dry

These results are provisional until the conclusion of any judicial and technical matters.

Lydden Hill
Circuit Length = 1.0000 miles
Start: 16:05 End: 16:18

Clerk of Course :		Timekeeper :
-------------------	--	--------------

SEMSEC Saloon & Sports Car Championship

RACE 7 - LAP CHART

Lap 1			Lap 2			Lap 3			Lap 4			Lap 5		
No	Behind	Laptime	No	Behind	Laptime	No	Behind	Laptime	No	Behind	Laptime	No	Behind	Laptime
26		53.100	26		46.012	26		45.518	26		45.865	26		47.557
8	0.712	53.812	8	1.383	46.683	8	3.135	47.270	8	3.900	46.630	8	3.353	47.010
13	1.153	54.253	11	2.150	46.486	11	3.435	46.803	11	4.302	46.732	11	3.570	46.825
96	1.287	54.387	96	3.514	48.239	96	5.591	47.595	96	7.486	47.760	96	7.629	47.700
11	1.676	54.776	13	4.709	49.568	13	7.803	48.612	13	10.472	48.534	13	11.742	48.827
32	2.949	56.049	70	7.166	49.742	70	9.709	48.061	70	11.808	47.964	70	12.385	48.134
16	3.200	56.300	32	7.450	50.513	3	10.641	48.552	3	12.719	47.943	3	14.018	48.856
70	3.436	56.536	3	7.607	49.770	32	11.889	49.957	32	16.294	50.270	32	19.050	50.313
3	3.849	56.949	16	8.062	50.874	16	12.330	49.786	16	16.618	50.153	16	19.918	50.857
7	4.862	57.962	7	9.428	50.578	7	14.558	50.648	7	19.080	50.387	7	21.631	50.108
4	5.408	58.508	4	9.724	50.328	4	15.284	51.078	4	19.514	50.095	4	22.686	50.729
92	6.665	59.765	92	13.271	52.618	92	19.868	52.115	92	26.401	52.398	92	30.652	51.808
27	7.554	1:00.654	27	13.638	52.096	29	20.491	52.145	29	26.761	52.135	29	31.050	51.846
29	8.753	1:01.853	29	13.864	51.123	27	21.080	52.960	27	27.126	51.911	27	31.901	52.332
41	9.184	1:02.284	41	15.456	52.284	60	22.425	52.314	60	28.004	51.444	60	32.984	52.537
60	9.442	1:02.542	60	15.629	52.199	41	22.932	52.994	41	29.066	51.999	41	33.498	51.989
12	10.155	1:03.255	12	17.002	52.859	12	23.803	52.319	12	30.188	52.250	12	34.578	51.947
14	10.653	1:03.753	14	17.503	52.862	14	24.406	52.421	14	30.678	52.137	14	35.495	52.374
48	12.428	1:05.528	48	22.053	55.637	48	32.244	55.709	48	42.453	56.074			

SEMSEC Saloon & Sports Car Championship

RACE 7 - LAP CHART

Lap 6			Lap 7			Lap 8			Lap 9			Lap 10		
No	Behind	Laptime	No	Behind	Laptime	No	Behind	Laptime	No	Behind	Laptime	No	Behind	Laptime
26		47.835	26		46.274	26		46.056	26		46.757	26		48.029
8	2.333	46.815	8	2.560	46.501	14	1 LAP	52.576	29	1 LAP	51.927	8	2.076	47.178
11	2.722	46.987	11	2.866	46.418	41	1 LAP	54.449	92	1 LAP	52.830	29	1 LAP	50.547
48	1 LAP	57.901	96	9.795	48.112	8	2.721	46.217	60	1 LAP	52.197	11	3.592	47.747
96	7.957	48.163	13	14.344	48.423	11	3.445	46.635	27	1 LAP	53.515	92	1 LAP	51.885
13	12.195	48.288	70	14.857	48.121	96	12.155	48.416	8	2.927	46.963	60	1 LAP	52.477
70	13.010	48.460	48	1 LAP	58.872	13	16.866	48.578	11	3.874	47.186	27	1 LAP	52.408
32	21.337	50.122	16	24.595	48.963	70	17.891	49.090	12	1 LAP	53.526	12	1 LAP	52.569
16	21.906	49.823	32	25.179	50.116	48	1 LAP	55.799	14	1 LAP	53.387	14	1 LAP	51.785
7	24.479	50.683	7	28.160	49.955	16	27.405	48.866	96	13.949	48.551	96	14.151	48.231
4	25.541	50.690	4	29.812	50.545	32	29.326	50.203	13	18.367	48.258	13	18.280	47.942
92	35.520	52.703	29	41.647	51.987	7	32.007	49.903	70	19.088	47.954	70	19.139	48.080
29	35.934	52.719	92	41.783	52.537	4	33.857	50.101	16	29.635	48.987	16	30.577	48.971
27	36.480	52.414	27	42.190	51.984				32	32.576	50.007	32	34.398	49.851
60	37.130	51.981	60	42.831	51.975				7	35.542	50.292	7	37.643	50.130
41	38.036	52.373	12	44.265	51.956				4	37.401	50.301	4	39.633	50.261
12	38.583	51.840							48	1 LAP	58.336	48	1 LAP	54.779
14	39.782	52.122												

SEMSEC Saloon & Sports Car Championship

RACE 7 - LAP CHART

Lap 11			Lap 12			Lap 13			Lap 14			Lap 15		
No	Behind	Laptime	No	Behind	Laptime	No	Behind	Laptime	No	Behind	Laptime	No	Behind	Laptime
26		46.979	26		45.925	26		47.411	26		46.818	26		46.045
8	1.557	46.460	8	2.497	46.865	4	1 LAP	51.078	7	1 LAP	50.387	32	1 LAP	49.954
11	3.970	47.357	11	4.505	46.460	8	2.187	47.101	8	2.402	47.033	8	3.754	47.397
29	1 LAP	50.196	29	1 LAP	50.638	11	3.464	46.370	11	3.443	46.797	11	5.082	47.684
92	1 LAP	51.626	48	2 LAPS	59.402	29	1 LAP	49.886	4	1 LAP	51.262	7	1 LAP	50.495
60	1 LAP	52.334	92	1 LAP	52.321	96	18.774	48.070	29	1 LAP	50.140	4	1 LAP	50.555
27	1 LAP	52.381	60	1 LAP	51.411	92	1 LAP	52.665	96	19.746	47.790	29	1 LAP	50.291
12	1 LAP	52.834	27	1 LAP	51.195	60	1 LAP	52.385	13	25.942	48.871	96	21.533	47.832
14	1 LAP	52.604	96	18.115	47.791	27	1 LAP	52.437	70	26.565	48.731	13	28.184	48.287
96	16.249	49.077	12	1 LAP	52.149	13	23.889	48.796	92	1 LAP	52.775	70	28.881	48.361
13	19.641	48.340	13	22.504	48.788	70	24.652	49.027	60	1 LAP	53.442	92	1 LAP	52.252
70	20.454	48.294	70	23.036	48.507	48	2 LAPS	1:01.474	27	1 LAP	53.532	60	1 LAP	51.791
16	34.195	50.597	14	1 LAP	53.637	12	1 LAP	52.930	12	1 LAP	52.639	27	1 LAP	51.885
32	37.370	49.951	16	39.148	50.878	14	1 LAP	51.940	14	1 LAP	52.081	12	1 LAP	52.350
7	40.541	49.877	32	41.068	49.623	16	42.211	50.474	48	2 LAPS	58.709	14	1 LAP	52.559
4	43.595	50.941	7	44.538	49.922	32	43.573	49.916	16	44.460	49.067	48	2 LAPS	54.838
												16	48.208	49.793

SEMSEC Open Single Seater Championship
QUALIFYING - RACE 4 - CLASSIFICATION

POS	NO	CL	NAME	ENTRY	TIME	ON	LAPS	GAP	DIFF	MPH
1	18	A	John LORD	Jedi Mk6	41.045	5	10			87.70
2	37	A	Dave CONNOR	Jedi	41.623	3	3	0.578	0.578	86.48
3	7	E	John OXBORROW	Ox 7/09 2.0S	42.792	15	16	1.747	1.169	84.12
4	72	C	John TAYLOR	Royale RP27	45.514	8	16	4.469	2.722	79.09
5	51	B	Colin JOHNSON	Reynard RF89	46.209	7	15	5.164	0.695	77.90

Weather / Track : Sunny / Dry

These results are provisional until the conclusion of any judicial and technical matters.

Lydden Hill
 Circuit Length = 1.0000 miles
 Start: 13:28 End: 13:41

Clerk of Course :		Timekeeper :
-------------------	--	--------------


SEMSEC Open Single Seater Championship

QUALIFYING - RACE 4 - LAP ANALYSIS

7	John OXBORROW		E Ox 7/09 2.0S				
1 -	46.156	+ 3.364	13:29:14.005	9 -	43.031	+ 0.239	13:34:59.512
2 -	43.984	+ 1.192	13:29:57.989	10 -	42.819	+ 0.027	13:35:42.331
3 -	43.006	+ 0.214	13:30:40.995	11 -	43.021	+ 0.229	13:36:25.352
4 -	43.078	+ 0.286	13:31:24.073	12 -	43.090	+ 0.298	13:37:08.442
5 -	42.829	+ 0.037	13:32:06.902	13 -	43.194	+ 0.402	13:37:51.636
6 -	43.874	+ 1.082	13:32:50.776	14 -	42.798	+ 0.006	13:38:34.434
7 -	42.867	+ 0.075	13:33:33.643	15 -	42.792		13:39:17.226
8 -	42.838	+ 0.046	13:34:16.481	16 -	42.937	+ 0.145	13:40:00.163
18	John LORD		A Jedi Mk6				
1 -	48.802	+ 7.757	13:29:18.389	6 -	41.703	+ 0.658	13:32:49.389
2 -	44.632	+ 3.587	13:30:03.021	7 -	41.532	+ 0.487	13:33:30.921
3 -	42.088	+ 1.043	13:30:45.109	8 -	41.324	+ 0.279	13:34:12.245
4 -	41.532	+ 0.487	13:31:26.641	9 -	41.603	+ 0.558	13:34:53.848
5 -	41.045		13:32:07.686	10 -	41.338	+ 0.293	13:35:35.186
37	Dave CONNOR		A Jedi				
1 -	48.033	+ 6.410	13:29:11.393	3 -	41.623		13:30:36.528
2 -	43.512	+ 1.889	13:29:54.905				
51	Colin JOHNSON		B Reynard RF89				
1 -	1:00.456	+ 14.247	13:29:33.608	9 -	46.402	+ 0.193	13:35:57.109
2 -	53.292	+ 7.083	13:30:26.900	10 -	46.284	+ 0.075	13:36:43.393
3 -	47.790	+ 1.581	13:31:14.690	11 -	46.438	+ 0.229	13:37:29.831
4 -	46.958	+ 0.749	13:32:01.648	12 -	48.549	+ 2.340	13:38:18.380
5 -	49.150	+ 2.941	13:32:50.798	13 -	51.173	+ 4.964	13:39:09.553
6 -	47.081	+ 0.872	13:33:37.879	14 -	46.627	+ 0.418	13:39:56.180
7 -	46.209		13:34:24.088	15 -	46.664	+ 0.455	13:40:42.844
8 -	46.619	+ 0.410	13:35:10.707				
72	John TAYLOR		C Royale RP27				
1 -	48.457	+ 2.943	13:29:16.876	9 -	49.645	+ 4.131	13:35:29.789
2 -	47.949	+ 2.435	13:30:04.825	10 -	50.470	+ 4.956	13:36:20.259
3 -	45.827	+ 0.313	13:30:50.652	11 -	46.501	+ 0.987	13:37:06.760
4 -	46.028	+ 0.514	13:31:36.680	12 -	48.059	+ 2.545	13:37:54.819
5 -	46.347	+ 0.833	13:32:23.027	13 -	46.063	+ 0.549	13:38:40.882
6 -	46.076	+ 0.562	13:33:09.103	14 -	46.225	+ 0.711	13:39:27.107
7 -	45.527	+ 0.013	13:33:54.630	15 -	46.012	+ 0.498	13:40:13.119
8 -	45.514		13:34:40.144	16 -	46.908	+ 1.394	13:41:00.027

SEMSEC Open Single Seater Championship
RACE 4 - GRID

ROW 3	46.209 51 Colin JOHNSON		
ROW 2		42.792 7 John OXBORROW	45.514 72 John TAYLOR
ROW 1	41.045 18 John LORD		41.623 37 Dave CONNOR
	Pole		



Lydden Hill
Circuit Length = 1.0000 miles

These results are provisional until the conclusion of any judicial and technical matters.

Clerk of Course :		Timekeeper :
-------------------	--	--------------

SEMSEC Open Single Seater Championship

RACE 4 - CLASSIFICATION

POS	NO	CL	NAME	ENTRY	LAPS	TIME	GAP	DIFF	MPH	BEST	ON
1	7	E	John OXBORROW	Ox 7/09 2.0S	15	10:51.892			82.83	42.133	2
2	37	A	Dave CONNOR	Jedi	15	10:52.291	0.399	0.399	82.78	40.769	11
3	72	C	John TAYLOR	Royale RP27	15	11:28.108	36.216	35.817	78.47	45.076	2
4	51	B	Colin JOHNSON	Reynard RF89	14	11:02.157	1 lap	1 lap	76.11	46.274	13

FASTEST LAP											
37	A	Dave CONNOR	Jedi	11	40.769	88.29 mph	142.10 kph				
7	E	John OXBORROW	Ox 7/09 2.0S	2	42.133	85.44 mph	137.50 kph				
72	C	John TAYLOR	Royale RP27	2	45.076	79.86 mph	128.52 kph				
51	B	Colin JOHNSON	Reynard RF89	13	46.274	77.79 mph	125.19 kph				

Weather / Track : Sunny / Dry

These results are provisional until the conclusion of any judicial and technical matters.

Lydden Hill
 Circuit Length = 1.0000 miles
 Start: 15:12 End: 15:23

Clerk of Course :

Timekeeper :

SEMSEC Open Single Seater Championship
RACE 4 - LAP CHART

Lap 1			Lap 2			Lap 3			Lap 4			Lap 5		
No	Behind	Laptime	No	Behind	Laptime	No	Behind	Laptime	No	Behind	Laptime	No	Behind	Laptime
37		47.156	37		41.557	7		42.151	7		43.087	7		42.722
7	2.254	49.410	7	2.830	42.133	72	7.568	45.716	72	10.450	45.969	72	13.469	45.741
72	3.314	50.470	72	6.833	45.076	51	11.190	46.583	51	14.601	46.498	37	15.916	41.148
51	4.864	52.020	51	9.588	46.281	37	19.148	1:04.129	37	17.490	41.429	51	18.383	46.504

SEMSEC Open Single Seater Championship
RACE 4 - LAP CHART


Lap 6			Lap 7			Lap 8			Lap 9			Lap 10		
No	Behind	Laptime	No	Behind	Laptime	No	Behind	Laptime	No	Behind	Laptime	No	Behind	Laptime
7		42.683	7		43.222	7		43.052	7		43.168	7		43.080
37	15.333	42.100	37	13.379	41.268	37	11.388	41.061	37	9.767	41.547	37	8.554	41.867
72	17.549	46.763	72	19.710	45.383	72	21.786	45.128	72	23.933	45.315	72	26.138	45.285
51	23.945	48.245	51	28.564	47.841	51	32.240	46.728	51	35.972	46.900	51	39.370	46.478

SEMSEC Open Single Seater Championship

RACE 4 - LAP CHART

Lap 11			Lap 12			Lap 13			Lap 14			Lap 15		
No	Behind	Laptime	No	Behind	Laptime	No	Behind	Laptime	No	Behind	Laptime	No	Behind	Laptime
7		43.088	7		43.570	7		43.501	7		43.520	7		43.505
37	6.235	40.769	51	1 LAP	47.321	37	2.596	42.257	37	0.827	41.751	37	0.399	43.077
72	28.576	45.526	37	3.840	41.175	51	1 LAP	47.259	51	1 LAP	46.274	51	1 LAP	47.225
			72	30.362	45.356	72	32.382	45.521	72	34.328	45.466	72	36.216	45.393

SEMSEC Open Single Seater Championship
RACE 9 - GRID

ROW 3	18 John LORD	
ROW 2	72 John TAYLOR	51 Colin JOHNSON
ROW 1	7 John OXBORROW	37 Dave CONNOR
	Pole	
		

Lydden Hill
 Circuit Length = 1.0000 miles

These results are provisional until the conclusion of any judicial and technical matters.

Clerk of Course :		Timekeeper :

SEMSEC Open Single Seater Championship

RACE 9 - CLASSIFICATION

POS	NO	CL	NAME	ENTRY	LAPS	TIME	GAP	DIFF	MPH	BEST	ON
1	37	A	Dave CONNOR	Jedi	15	10:19.569			87.15	40.276	14
2	72	C	John TAYLOR	Royale RP27	14	10:39.463	1 lap	1 lap	78.81	44.709	7
3	51	B	Colin JOHNSON	Reynard RF89	14	10:53.930	1 lap	14.467	77.07	46.060	3

FASTEST LAP

37	A	Dave CONNOR	Jedi	14	40.276	89.38 mph	143.84 kph
72	C	John TAYLOR	Royale RP27	7	44.709	80.51 mph	129.58 kph
51	B	Colin JOHNSON	Reynard RF89	3	46.060	78.15 mph	125.78 kph

Weather / Track : Sunny / Dry

These results are provisional until the conclusion of any judicial and technical matters.

Lydden Hill
 Circuit Length = 1.0000 miles
 Start: 16:44 End: 16:55

Clerk of Course :		Timekeeper :
-------------------	--	--------------

SEMSEC Open Single Seater Championship

RACE 9 - LAP CHART

Lap 1			Lap 2			Lap 3			Lap 4			Lap 5		
No	Behind	Laptime	No	Behind	Laptime	No	Behind	Laptime	No	Behind	Laptime	No	Behind	Laptime
37		45.941	37		41.379	37		40.808	37		40.976	37		41.536
72	3.915	49.856	72	7.609	45.073	72	11.578	44.777	72	15.747	45.145	72	18.983	44.772
51	5.371	51.312	51	10.210	46.218	51	15.462	46.060	51	20.721	46.235	51	25.510	46.325

SEMSEC Open Single Seater Championship

RACE 9 - LAP CHART

Lap 6			Lap 7			Lap 8			Lap 9			Lap 10		
No	Behind	Laptime	No	Behind	Laptime	No	Behind	Laptime	No	Behind	Laptime	No	Behind	Laptime
37		41.686	37		40.995	37		41.010	37		40.877	37		40.644
72	22.335	45.038	72	26.049	44.709	72	30.030	44.991	51	1 LAP	46.259	51	1 LAP	46.118
51	30.089	46.265	51	35.648	46.554				72	34.668	45.515			

SEMSEC Open Single Seater Championship

RACE 9 - LAP CHART

Lap 11			Lap 12			Lap 13			Lap 14			Lap 15		
No	Behind	Laptime	No	Behind	Laptime	No	Behind	Laptime	No	Behind	Laptime	No	Behind	Laptime
37		41.046	37		40.540	37		40.362	37		40.276	37		41.493
72	1 LAP	48.478	72	1 LAP	46.125	72	1 LAP	45.282	72	1 LAP	44.989	72	1 LAP	44.713
51	1 LAP	46.154	51	1 LAP	46.150	51	1 LAP	46.237	51	1 LAP	46.805	51	1 LAP	47.238

SEMSEC Sports Racing & Kit Car Championship Classes 7, 8 & 9

QUALIFYING - RACE 2 - CLASSIFICATION

POS	NO	CL	NAME	ENTRY	TIME	ON	LAPS	GAP	DIFF	MPH
1	20	9	Mark BURTON	Jade Trackstar	39.725	3	4			90.62
2	6	8	Peter WARE	Radical Prosport/Hybusa	41.255	7	13	1.530	1.530	87.25
3	80	8	Christian ENDERBY	Radical SR4	41.558	4	17	1.833	0.303	86.62
4	22	9	Mike ROBERTS	Radical SR3	42.163	8	12	2.438	0.605	85.38
5	58	8	Charles HARVEY-KELLY	Radical SR4	42.525	3	9	2.800	0.362	84.65
6	34	7	Nigel BENT	Caterham CSR 260	44.021	4	9	4.296	1.496	81.77
7	8	7	Ian CONIBEAR	Westfield SEiW	44.210	3	9	4.485	0.189	81.42
8	81	8	Lewis SHAW	Radical Clubsport	44.494	14	16	4.769	0.284	80.90
9	38	7	Mark BISHOP	Caterham Seven	44.922	13	15	5.197	0.428	80.13
10	9	9	Stuart OLLEY	Tiga SC81	46.543	15	15	6.818	1.621	77.34

Weather / Track : Sunny / Dry

These results are provisional until the conclusion of any judicial and technical matters.

Lydden Hill
 Circuit Length = 1.0000 miles
 Start: 12:44 End: 12:57

Clerk of Course :		Timekeeper :
-------------------	--	--------------

SEMSEC Sports Racing & Kit Car Championship Classes 7, 8 & 9

QUALIFYING - RACE 2 - LAP ANALYSIS

6	Peter WARE			8 Radical Prosport/Hybusa			
1 -	56.667	+ 15.412	12:45:50.814	8 -	41.389	+ 0.134	12:51:06.575
2 -	50.893	+ 9.638	12:46:41.707	9 -	41.584	+ 0.329	12:51:48.159
3 -	51.291	+ 10.036	12:47:32.998	10 -	41.662	+ 0.407	12:52:29.821
4 -	46.719	+ 5.464	12:48:19.717	11 -	41.629	+ 0.374	12:53:11.450
5 -	42.258	+ 1.003	12:49:01.975	12 -	42.441	+ 1.186	12:53:53.891
6 -	41.956	+ 0.701	12:49:43.931	13 -	42.671	+ 1.416	12:54:36.562
7 -	41.255		12:50:25.186				
8	Ian CONIBEAR			7 Westfield SEiW			
1 -	49.147	+ 4.937	12:45:53.203	6 -	2:41.725	+ 1:57.515	12:51:38.744
2 -	45.568	+ 1.358	12:46:38.771	7 -	45.316	+ 1.106	12:52:24.060
3 -	44.210		12:47:22.981	8 -	44.944	+ 0.734	12:53:09.004
4 -	48.552	+ 4.342	12:48:11.533	9 -	44.456	+ 0.246	12:53:53.460
5 -	45.486	+ 1.276	12:48:57.019				
9	Stuart OLLEY			9 Tiga SC81			
1 -	56.920	+ 10.377	12:45:52.748	9 -	47.027	+ 0.484	12:52:20.283
2 -	49.823	+ 3.280	12:46:42.571	10 -	46.928	+ 0.385	12:53:07.211
3 -	49.562	+ 3.019	12:47:32.133	11 -	47.199	+ 0.656	12:53:54.410
4 -	48.848	+ 2.305	12:48:20.981	12 -	46.907	+ 0.364	12:54:41.317
5 -	49.897	+ 3.354	12:49:10.878	13 -	46.669	+ 0.126	12:55:27.986
6 -	48.003	+ 1.460	12:49:58.881	14 -	47.670	+ 1.127	12:56:15.656
7 -	47.064	+ 0.521	12:50:45.945	15 -	46.543		12:57:02.199
8 -	47.311	+ 0.768	12:51:33.256				
20	Mark BURTON			9 Jade Trackstar			
1 -	47.211	+ 7.486	12:45:35.786	3 -	39.725		12:46:57.078
2 -	41.567	+ 1.842	12:46:17.353	4 -	40.207	+ 0.482	12:47:37.285
22	Mike ROBERTS			9 Radical SR3			
1 -	53.356	+ 11.193	12:45:48.602	7 -	43.414	+ 1.251	12:50:10.490
2 -	44.604	+ 2.441	12:46:33.206	8 -	42.163		12:50:52.653
3 -	44.388	+ 2.225	12:47:17.594	9 -	42.354	+ 0.191	12:51:35.007
4 -	42.972	+ 0.809	12:48:00.566	10 -	43.443	+ 1.280	12:52:18.450
5 -	43.390	+ 1.227	12:48:43.956	11 -	42.701	+ 0.538	12:53:01.151
6 -	43.120	+ 0.957	12:49:27.076	12 -	44.038	+ 1.875	12:53:45.189
34	Nigel BENT			7 Caterham CSR 260			
1 -	50.102	+ 6.081	12:46:13.378	6 -	44.473	+ 0.452	12:49:58.348
2 -	46.602	+ 2.581	12:46:59.980	7 -	45.235	+ 1.214	12:50:43.583
3 -	45.541	+ 1.520	12:47:45.521	8 -	45.515	+ 1.494	12:51:29.098
4 -	44.021		12:48:29.542	9 -	44.866	+ 0.845	12:52:13.964
5 -	44.333	+ 0.312	12:49:13.875				
38	Mark BISHOP			7 Caterham Seven			
1 -	51.295	+ 6.373	12:45:57.676	9 -	45.562	+ 0.640	12:52:35.748
2 -	50.405	+ 5.483	12:46:48.081	10 -	44.925	+ 0.003	12:53:20.673
3 -	49.362	+ 4.440	12:47:37.443	11 -	45.473	+ 0.551	12:54:06.146
4 -	51.874	+ 6.952	12:48:29.317	12 -	45.370	+ 0.448	12:54:51.516
5 -	51.500	+ 6.578	12:49:20.817	13 -	44.922		12:55:36.438
6 -	52.122	+ 7.200	12:50:12.939	14 -	45.522	+ 0.600	12:56:21.960
7 -	49.718	+ 4.796	12:51:02.657	15 -	45.299	+ 0.377	12:57:07.259
8 -	47.529	+ 2.607	12:51:50.186				
58	Charles HARVEY-KELLY			8 Radical SR4			
1 -	49.734	+ 7.209	12:45:40.685	6 -	43.905	+ 1.380	12:49:17.607
2 -	44.567	+ 2.042	12:46:25.252	7 -	42.900	+ 0.375	12:50:00.507
3 -	42.525		12:47:07.777	8 -	43.402	+ 0.877	12:50:43.909
4 -	42.874	+ 0.349	12:47:50.651	9 -	43.023	+ 0.498	12:51:26.932
5 -	43.051	+ 0.526	12:48:33.702				

Weather / Track : Sunny / Dry


SEMSEC Sports Racing & Kit Car Championship Classes 7, 8 & 9

QUALIFYING - RACE 2 - LAP ANALYSIS

80		Christian ENDERBY			8 Radical SR4		
1 -	52.360	+ 10.802	12:45:47.567	10 -	42.348	+ 0.790	12:52:13.970
2 -	44.018	+ 2.460	12:46:31.585	11 -	42.012	+ 0.454	12:52:55.982
3 -	42.399	+ 0.841	12:47:13.984	12 -	41.907	+ 0.349	12:53:37.889
4 -	41.558		12:47:55.542	13 -	44.942	+ 3.384	12:54:22.831
5 -	41.997	+ 0.439	12:48:37.539	14 -	41.658	+ 0.100	12:55:04.489
6 -	43.107	+ 1.549	12:49:20.646	15 -	41.949	+ 0.391	12:55:46.438
7 -	45.477	+ 3.919	12:50:06.123	16 -	41.657	+ 0.099	12:56:28.095
8 -	41.586	+ 0.028	12:50:47.709	17 -	46.685	+ 5.127	12:57:14.780
9 -	43.913	+ 2.355	12:51:31.622				
81		Lewis SHAW			8 Radical Clubsport		
1 -	52.206	+ 7.712	12:45:44.741	9 -	44.907	+ 0.413	12:51:46.849
2 -	47.733	+ 3.239	12:46:32.474	10 -	44.888	+ 0.394	12:52:31.737
3 -	45.970	+ 1.476	12:47:18.444	11 -	44.559	+ 0.065	12:53:16.296
4 -	44.908	+ 0.414	12:48:03.352	12 -	44.588	+ 0.094	12:54:00.884
5 -	44.544	+ 0.050	12:48:47.896	13 -	44.581	+ 0.087	12:54:45.465
6 -	44.797	+ 0.303	12:49:32.693	14 -	44.494		12:55:29.959
7 -	44.631	+ 0.137	12:50:17.324	15 -	45.149	+ 0.655	12:56:15.108
8 -	44.618	+ 0.124	12:51:01.942	16 -	45.335	+ 0.841	12:57:00.443

SEMSEC Sports Racing & Kit Car Championship Classes 7, 8 & 9

RACE 2 - GRID

ROW 5	44.922 38 Mark BISHOP	46.543 9 Stuart OLLEY
ROW 4	44.210 8 Ian CONIBEAR	44.494 81 Lewis SHAW
ROW 3	42.525 58 Charles HARVEY-KELLY	44.021 34 Nigel BENT
ROW 2	41.558 80 Christian ENDERBY	42.163 22 Mike ROBERTS
ROW 1	39.725 20 Mark BURTON	41.255 6 Peter WARE
Pole		
		

Lydden Hill
Circuit Length = 1.0000 miles

These results are provisional until the conclusion of any judicial and technical matters.

Clerk of Course :		Timekeeper :
-------------------	--	--------------

SEMSEC Sports Racing & Kit Car Championship Classes 7, 8 & 9

RACE 2 - CLASSIFICATION

POS	NO	CL	NAME	ENTRY	LAPS	TIME	GAP	DIFF	MPH	BEST	ON
1	6	8	Peter WARE	Radical Prosport/Hybusa	15	10:32.833			85.32	41.150	3
2	80	8	Christian ENDERBY	Radical SR4	15	10:33.381	0.548	0.548	85.25	41.252	2
3	58	8	Charles HARVEY-KELLY	Radical SR4	15	10:39.225	6.392	5.844	84.47	41.738	7
4	22	9	Mike ROBERTS	Radical SR3	15	10:48.994	16.161	9.769	83.20	41.829	8
5	8	7	Ian CONIBEAR	Westfield SEiW	15	10:49.892	17.059	0.898	83.08	42.558	3
6	34	7	Nigel BENT	Caterham CSR 260	15	10:52.201	19.368	2.309	82.79	42.456	6
7	81	8	Lewis SHAW	Radical Clubsport	15	11:19.283	46.450	27.082	79.49	44.236	3
8	38	7	Mark BISHOP	Caterham Seven	14	10:55.110	1 lap	1 lap	76.93	44.810	3
9	9	9	Stuart OLLEY	Tiga SC81	14	11:02.102	1 lap	6.992	76.11	45.863	7

FASTEST LAP

6	8	Peter WARE	Radical Prosport/Hybusa	3	41.150	87.48 mph	140.78 kph
22	9	Mike ROBERTS	Radical SR3	8	41.829	86.06 mph	138.50 kph
34	7	Nigel BENT	Caterham CSR 260	6	42.456	84.79 mph	136.45 kph

Weather / Track : Sunny / Dry

These results are provisional until the conclusion of any judicial and technical matters.

Lydden Hill
 Circuit Length = 1.0000 miles
 Start: 14:37 End: 14:48

Clerk of Course :

Timekeeper :

SEMSEC Sports Racing & Kit Car Championship Classes 7, 8 & 9

RACE 2 - LAP CHART

Lap 1			Lap 2			Lap 3			Lap 4			Lap 5		
No	Behind	Laptime	No	Behind	Laptime	No	Behind	Laptime	No	Behind	Laptime	No	Behind	Laptime
80		47.469	80		41.252	80		41.290	80		41.539	80		41.414
8	0.374	47.843	6	1.228	41.853	6	1.088	41.150	6	0.958	41.409	6	0.998	41.454
6	0.627	48.096	8	2.366	43.244	8	3.634	42.558	58	4.303	42.013	58	4.644	41.755
22	1.317	48.786	58	2.920	42.659	58	3.829	42.199	8	5.694	43.599	8	7.019	42.739
58	1.513	48.982	22	3.370	43.305	22	4.452	42.372	22	5.946	43.033	22	8.068	43.536
34	2.095	49.564	34	4.068	43.225	34	5.248	42.470	34	6.347	42.638	34	8.674	43.741
81	3.710	51.179	81	6.802	44.344	81	9.748	44.236	81	12.629	44.420	81	15.574	44.359
38	4.590	52.059	38	8.206	44.868	38	11.726	44.810	38	15.483	45.296	38	20.036	45.967
9	8.037	55.506	9	13.282	46.497	9	19.131	47.139	9	24.613	47.021	9	29.666	46.467

SEMSEC Sports Racing & Kit Car Championship Classes 7, 8 & 9

RACE 2 - LAP CHART

Lap 6			Lap 7			Lap 8			Lap 9			Lap 10		
No	Behind	Laptime	No	Behind	Laptime	No	Behind	Laptime	No	Behind	Laptime	No	Behind	Laptime
80		41.624	80		41.606	80		41.721	80		41.634	80		42.041
6	1.255	41.881	6	1.085	41.436	6	0.691	41.327	6	0.571	41.514	6	0.310	41.780
58	4.852	41.832	58	4.984	41.738	58	5.180	41.917	9	1 LAP	46.466	58	5.640	42.064
8	8.004	42.609	8	9.160	42.762	22	9.445	41.829	58	5.617	42.071	9	1 LAP	46.493
22	8.358	41.914	22	9.337	42.585	8	10.623	43.184	22	10.597	42.786	22	10.563	42.007
34	9.506	42.456	34	10.788	42.888	34	11.902	42.835	8	11.873	42.884	8	12.686	42.854
81	18.349	44.399	81	21.045	44.302	81	23.648	44.324	34	12.842	42.574	34	13.632	42.831
38	23.992	45.580	38	28.241	45.855	38	32.599	46.079	81	26.541	44.527	81	28.858	44.358
9	34.620	46.578	9	38.877	45.863				38	36.806	45.841	38	41.409	46.644


SEMSEC Sports Racing & Kit Car Championship Classes 7, 8 & 9

RACE 2 - LAP CHART

Lap 11			Lap 12			Lap 13			Lap 14			Lap 15		
No	Behind	Laptime	No	Behind	Laptime	No	Behind	Laptime	No	Behind	Laptime	No	Behind	Laptime
80		42.231	80		42.143	6		42.064	6		42.361	6		42.017
6	1.051	42.972	6	0.427	41.519	80	0.435	42.926	80	0.503	42.429	80	0.548	42.062
58	5.818	42.409	58	6.174	42.499	58	6.071	42.388	58	5.970	42.260	58	6.392	42.439
9	1 LAP	47.437	38	1 LAP	49.969	38	1 LAP	46.435	22	13.165	42.252	22	16.161	45.013
22	11.964	43.632	22	13.232	43.411	22	13.274	42.533	8	15.535	43.032	8	17.059	43.541
8	13.267	42.812	8	14.689	43.565	8	14.864	42.666	34	17.432	43.685	34	19.368	43.953
34	14.496	43.095	34	15.450	43.097	34	16.108	43.149	38	1 LAP	49.694	38	1 LAP	46.013
81	31.573	44.946	9	1 LAP	47.299	9	1 LAP	46.262	9	1 LAP	46.601	9	1 LAP	46.473
			81	34.095	44.665	81	36.738	45.134	81	39.550	45.173	81	46.450	48.917

SEMSEC Sports Racing & Kit Car Championship Classes 7, 8 & 9

RACE 6 - GRID

ROW 5	9 Stuart OLLEY		
ROW 4	81 Lewis SHAW		38 Mark BISHOP
ROW 3	8 Ian CONIBEAR	34 Nigel BENT	
ROW 2	58 Charles HARVEY-KELLY		22 Mike ROBERTS
ROW 1	6 Peter WARE	80 Christian ENDERBY	
Pole			
			

Lydden Hill
Circuit Length = 1.0000 miles

These results are provisional until the conclusion of any judicial and technical matters.

Clerk of Course :		Timekeeper :
-------------------	--	--------------

SEMSEC Sports Racing & Kit Car Championship Classes 7, 8 & 9

RACE 6 - CLASSIFICATION

POS	NO	CL	NAME	ENTRY	LAPS	TIME	GAP	DIFF	MPH	BEST	ON
1	6	8	Peter WARE	Radical Prosport/Hybusa	15	10:44.411			83.79	41.299	5
2	22	9	Mike ROBERTS	Radical SR3	15	10:44.781	0.370	0.370	83.74	41.739	12
3	58	8	Charles HARVEY-KELLY	Radical SR4	15	10:50.747	6.336	5.966	82.97	42.057	5
4	38	7	Mark BISHOP	Caterham Seven	15	11:16.958	32.547	26.211	79.76	44.152	14
5	34	7	Nigel BENT	Caterham CSR 260	15	11:18.781	34.370	1.823	79.55	42.880	10
6	8	7	Ian CONIBEAR	Westfield SEIW	15	11:20.019	35.608	1.238	79.40	42.955	6
7	81	8	Lewis SHAW	Radical Clubsport	15	11:20.793	36.382	0.774	79.31	43.970	11
8	9	9	Stuart OLLEY	Tiga SC81	14	11:02.631	1 lap	1 lap	76.05	45.692	7
NOT CLASSIFIED											
<i>DNF</i>	80	8	Christian ENDERBY	Radical SR4	5	5:16.159	10 laps	9 laps	56.93	42.359	3
FASTEST LAP											
6	8		Peter WARE	Radical Prosport/Hybusa	5	41.299		87.16 mph		140.28 kph	
22	9		Mike ROBERTS	Radical SR3	12	41.739		86.24 mph		138.80 kph	
34	7		Nigel BENT	Caterham CSR 260	10	42.880		83.95 mph		135.10 kph	

Weather / Track : Sunny / Dry

These results are provisional until the conclusion of any judicial and technical matters.

Lydden Hill
 Circuit Length = 1.0000 miles
 Start: 15:47 End: 15:58

Clerk of Course :		Timekeeper :
-------------------	--	--------------

SEMSEC Sports Racing & Kit Car Championship Classes 7, 8 & 9

RACE 6 - LAP CHART

Lap 1			Lap 2			Lap 3			Lap 4			Lap 5		
No	Behind	Laptime	No	Behind	Laptime	No	Behind	Laptime	No	Behind	Laptime	No	Behind	Laptime
80		48.116	80		42.497	80		42.359	22		42.872	22		43.508
22	0.739	48.855	22	0.937	42.695	22	0.909	42.331	58	6.470	42.199	58	5.019	42.057
34	2.798	50.914	8	5.731	44.647	58	8.052	44.000	6	7.699	42.045	6	5.490	41.299
38	3.388	51.504	38	6.219	45.328	38	9.109	45.249	38	11.016	45.688	38	12.452	44.944
8	3.581	51.697	58	6.411	45.125	6	9.435	42.104	81	15.703	44.982	81	16.767	44.572
58	3.783	51.899	6	9.690	43.590	81	14.502	45.868	8	21.425	43.726	8	20.957	43.040
81	6.097	54.213	81	10.993	47.393	9	19.902	47.820	9	23.373	47.252	34	25.765	43.882
9	8.374	56.490	9	14.441	48.564	8	21.480	58.108	34	25.391	44.285	9	27.010	47.145
6	8.597	56.713	34	22.207	1:01.906	34	24.887	45.039						

SEMSEC Sports Racing & Kit Car Championship Classes 7, 8 & 9

RACE 6 - LAP CHART

Lap 6			Lap 7			Lap 8			Lap 9			Lap 10		
No	Behind	Laptime	No	Behind	Laptime	No	Behind	Laptime	No	Behind	Laptime	No	Behind	Laptime
22		43.151	22		43.237	22		42.565	22		42.347	6		41.858
6	4.175	41.836	6	2.241	41.303	6	1.089	41.413	6	0.492	41.750	22	0.631	42.981
58	4.600	42.732	58	3.882	42.519	58	4.057	42.740	58	4.046	42.336	58	3.971	42.275
80	2 LAPS	2:17.800	80	2 LAPS	45.387	38	17.015	44.459	38	19.219	44.551	38	21.071	44.202
38	13.925	44.624	38	15.121	44.433	81	20.370	44.013	81	22.174	44.151	81	23.986	44.162
81	18.040	44.424	81	18.922	44.119	8	21.058	43.074	8	22.518	43.807	8	24.415	44.247
8	20.761	42.955	8	20.549	43.025	34	26.268	43.109	34	27.031	43.110	34	27.561	42.880
34	25.982	43.368	34	25.724	42.979	9	35.738	45.928	9	39.528	46.137			
9	29.920	46.061	9	32.375	45.692									

SEMSEC Sports Racing & Kit Car Championship Classes 7, 8 & 9

RACE 6 - LAP CHART

Lap 11			Lap 12			Lap 13			Lap 14			Lap 15		
No	Behind	Laptime	No	Behind	Laptime	No	Behind	Laptime	No	Behind	Laptime	No	Behind	Laptime
6		42.192	6		42.084	6		41.721	6		41.521	6		42.982
22	0.912	42.473	22	0.567	41.739	22	0.707	41.861	22	1.534	42.348	22	0.370	41.818
9	1 LAP	47.190	58	4.759	42.562	58	5.470	42.432	58	6.742	42.793	58	6.336	42.576
58	4.281	42.502	9	1 LAP	46.139	9	1 LAP	46.046	9	1 LAP	45.900	9	1 LAP	46.267
38	23.822	44.943	38	26.059	44.321	38	28.604	44.266	38	31.235	44.152	38	32.547	44.294
81	25.764	43.970	81	28.229	44.549	81	30.901	44.393	34	34.260	44.491	34	34.370	43.092
8	26.086	43.863	8	28.634	44.632	34	31.290	43.483	81	34.404	45.024	8	35.608	44.006
34	28.274	42.905	34	29.528	43.338	8	32.197	45.284	8	34.584	43.908	81	36.382	44.960

South East Sports & Saloon Car Challenge

QUALIFYING - RACE 8 - CLASSIFICATION

POS	NO	CL	NAME	ENTRY	TIME	ON	LAPS	GAP	DIFF	MPH
1	20	A	Mark BURTON	Jade Trackstar	39.747	3	3			90.57
2	58	B	Charles HARVEY-KELLY	Radical SR4	41.476	4	4	1.729	1.729	86.79
3	22	B	Mike ROBERTS	Radical SR3	41.867	11	11	2.120	0.391	85.98
4	69	D	Merrick LINNETT	Caterham C500	42.342	8	9	2.595	0.475	85.01
5	8	D	Ian CONIBEAR	Westfield SEIW	42.505	8	8	2.758	0.163	84.69
6	80	B	David ENDERBY	Radical SR4	43.102	4	11	3.355	0.597	83.52
7	17	D	Doug NEWMAN	Caterham Seven	43.331	7	16	3.584	0.229	83.07
8	34	D	Nigel BENT	Caterham CSR 260	44.011	5	9	4.264	0.680	81.79
9	47	D	Kevin HOWELL	Caterham R500	44.092	12	13	4.345	0.081	81.64
10	81	B	Lewis SHAW	Radical Clubsport	44.356	5	9	4.609	0.264	81.15
11	2	D	Bill HAILSTONE	Caterham C400	44.367	8	8	4.620	0.011	81.13
12	7	D	Jerry PIKE	Caterham SLR	44.450	7	7	4.703	0.083	80.98
13	31	D	Paul GIBB	Caterham HPC	44.564	2	10	4.817	0.114	80.78
14	32	D	Steve GARNER	Westfield Megabusa	44.568	3	4	4.821	0.004	80.77
15	38	D	Mark BISHOP	Caterham Seven	45.086	8	8	5.339	0.518	79.84
16	72	KC	Scott MAKIN	Sylva Riot	45.089	6	10	5.342	0.003	79.83
17	9	D	Bruce WILSON	Caterham CSR Superlight	45.093	7	13	5.346	0.004	79.83
18	45	KC	Andy BOURN	Caterham Roadsport	45.855	9	10	6.108	0.762	78.50
19	3	KC	Graham EWINGS	Caterham Roadsport A++	46.124	10	11	6.377	0.269	78.04

Weather / Track : Sunny / Dry

These results are provisional until the conclusion of any judicial and technical matters.

Lydden Hill
 Circuit Length = 1.0000 miles
 Start: 13:14 End: 13:26

Clerk of Course :		Timekeeper :
-------------------	--	--------------

South East Sports & Saloon Car Challenge

QUALIFYING - RACE 8 - LAP ANALYSIS

2	Bill HAILSTONE						D	Caterham C400
1 -	55.970	+ 11.603	13:15:36.941	5 -	49.859	+ 5.492	13:20:14.448	
2 -	51.275	+ 6.908	13:16:28.216	6 -	45.011	+ 0.644	13:20:59.459	
3 -	47.820	+ 3.453	13:17:16.036	7 -	44.860	+ 0.493	13:21:44.319	
4 -	2:08.553	+ 1:24.186	13:19:24.589	8 -	44.367		13:22:28.686	
3	Graham EWINGS						KC	Caterham Roadsport A++
1 -	49.051	+ 2.927	13:15:22.760	7 -	53.587	+ 7.463	13:20:08.983	
2 -	46.668	+ 0.544	13:16:09.428	8 -	46.398	+ 0.274	13:20:55.381	
3 -	46.442	+ 0.318	13:16:55.870	9 -	46.865	+ 0.741	13:21:42.246	
4 -	46.374	+ 0.250	13:17:42.244	10 -	46.124		13:22:28.370	
5 -	46.660	+ 0.536	13:18:28.904	11 -	47.547	+ 1.423	13:23:15.917	
6 -	46.492	+ 0.368	13:19:15.396					
7	Jerry PIKE						D	Caterham SLR
1 -	52.097	+ 7.647	13:15:50.757	5 -	44.979	+ 0.529	13:18:54.576	
2 -	45.847	+ 1.397	13:16:36.604	6 -	45.361	+ 0.911	13:19:39.937	
3 -	47.199	+ 2.749	13:17:23.803	7 -	44.450		13:20:24.387	
4 -	45.794	+ 1.344	13:18:09.597					
8	Ian CONIBEAR						D	Westfield SEIW
1 -	55.166	+ 12.661	13:15:41.445	5 -	43.284	+ 0.779	13:18:51.539	
2 -	49.105	+ 6.600	13:16:30.550	6 -	43.119	+ 0.614	13:19:34.658	
3 -	50.514	+ 8.009	13:17:21.064	7 -	48.516	+ 6.011	13:20:23.174	
4 -	47.191	+ 4.686	13:18:08.255	8 -	42.505		13:21:05.679	
9	Bruce WILSON						D	Caterham CSR Superlight
1 -	50.420	+ 5.327	13:15:48.607	8 -	46.168	+ 1.075	13:21:23.595	
2 -	47.158	+ 2.065	13:16:35.765	9 -	46.289	+ 1.196	13:22:09.884	
3 -	47.597	+ 2.504	13:17:23.362	10 -	45.942	+ 0.849	13:22:55.826	
4 -	57.225	+ 12.132	13:18:20.587	11 -	45.408	+ 0.315	13:23:41.234	
5 -	45.677	+ 0.584	13:19:06.264	12 -	52.596	+ 7.503	13:24:33.830	
6 -	46.070	+ 0.977	13:19:52.334	13 -	45.471	+ 0.378	13:25:19.301	
7 -	45.093		13:20:37.427					
17	Doug NEWMAN						D	Caterham Seven
1 -	45.980	+ 2.649	13:15:32.382	9 -	44.092	+ 0.761	13:21:24.224	
2 -	45.024	+ 1.693	13:16:17.406	10 -	43.925	+ 0.594	13:22:08.149	
3 -	43.961	+ 0.630	13:17:01.367	11 -	43.831	+ 0.500	13:22:51.980	
4 -	43.671	+ 0.340	13:17:45.038	12 -	44.437	+ 1.106	13:23:36.417	
5 -	44.588	+ 1.257	13:18:29.626	13 -	44.331	+ 1.000	13:24:20.748	
6 -	43.438	+ 0.107	13:19:13.064	14 -	44.148	+ 0.817	13:25:04.896	
7 -	43.331		13:19:56.395	15 -	44.103	+ 0.772	13:25:48.999	
8 -	43.737	+ 0.406	13:20:40.132	16 -	50.034	+ 6.703	13:26:39.033	
20	Mark BURTON						A	Jade Trackstar
1 -	45.323	+ 5.576	13:15:16.135	3 -	39.747		13:16:36.914	
2 -	41.032	+ 1.285	13:15:57.167					
22	Mike ROBERTS						B	Radical SR3
1 -	45.374	+ 3.507	13:15:32.787	7 -	42.113	+ 0.246	13:19:47.112	
2 -	42.652	+ 0.785	13:16:15.439	8 -	41.910	+ 0.043	13:20:29.022	
3 -	42.793	+ 0.926	13:16:58.232	9 -	42.224	+ 0.357	13:21:11.246	
4 -	41.897	+ 0.030	13:17:40.129	10 -	42.068	+ 0.201	13:21:53.314	
5 -	42.926	+ 1.059	13:18:23.055	11 -	41.867		13:22:35.181	
6 -	41.944	+ 0.077	13:19:04.999					
31	Paul GIBB						D	Caterham HPC
1 -	47.420	+ 2.856	13:15:16.963	6 -	44.773	+ 0.209	13:19:01.800	
2 -	44.564		13:16:01.527	7 -	45.036	+ 0.472	13:19:46.836	
3 -	44.950	+ 0.386	13:16:46.477	8 -	45.484	+ 0.920	13:20:32.320	
4 -	45.351	+ 0.787	13:17:31.828	9 -	45.589	+ 1.025	13:21:17.909	
5 -	45.199	+ 0.635	13:18:17.027	10 -	45.585	+ 1.021	13:22:03.494	

Lydden Hill
 Circuit Length = 1.0000 miles
 Start: 13:14 End: 13:26

Weather / Track : Sunny / Dry

South East Sports & Saloon Car Challenge

QUALIFYING - RACE 8 - LAP ANALYSIS

32	Steve GARNER		D Westfield Megabusa			
1 -	50.601	+ 6.033	13:15:21.308	3 -	44.568	13:16:51.433
2 -	45.557	+ 0.989	13:16:06.865	4 -	44.570	+ 0.002 13:17:36.003
34	Nigel BENT		D Caterham CSR 260			
1 -	45.526	+ 1.515	13:15:14.258	6 -	44.119	+ 0.108 13:18:54.945
2 -	44.161	+ 0.150	13:15:58.419	7 -	44.422	+ 0.411 13:19:39.367
3 -	44.117	+ 0.106	13:16:42.536	8 -	44.712	+ 0.701 13:20:24.079
4 -	44.279	+ 0.268	13:17:26.815	9 -	59.556	+ 15.545 13:21:23.635
5 -	44.011		13:18:10.826			
38	Mark BISHOP		D Caterham Seven			
1 -	49.515	+ 4.429	13:15:24.343	5 -	45.555	+ 0.469 13:18:28.407
2 -	45.571	+ 0.485	13:16:09.914	6 -	45.364	+ 0.278 13:19:13.771
3 -	46.482	+ 1.396	13:16:56.396	7 -	45.998	+ 0.912 13:19:59.769
4 -	46.456	+ 1.370	13:17:42.852	8 -	45.086	13:20:44.855
45	Andy BOURN		KC Caterham Roadsport			
1 -	50.532	+ 4.677	13:15:24.803	6 -	46.301	+ 0.446 13:19:19.104
2 -	47.386	+ 1.531	13:16:12.189	7 -	47.635	+ 1.780 13:20:06.739
3 -	46.759	+ 0.904	13:16:58.948	8 -	45.897	+ 0.042 13:20:52.636
4 -	47.273	+ 1.418	13:17:46.221	9 -	45.855	13:21:38.491
5 -	46.582	+ 0.727	13:18:32.803	10 -	45.855	13:22:24.346
47	Kevin HOWELL		D Caterham R500			
1 -	47.606	+ 3.514	13:15:30.740	8 -	44.780	+ 0.688 13:20:44.001
2 -	44.511	+ 0.419	13:16:15.251	9 -	44.667	+ 0.575 13:21:28.668
3 -	45.002	+ 0.910	13:17:00.253	10 -	44.469	+ 0.377 13:22:13.137
4 -	44.521	+ 0.429	13:17:44.774	11 -	44.451	+ 0.359 13:22:57.588
5 -	44.716	+ 0.624	13:18:29.490	12 -	44.092	13:23:41.680
6 -	45.219	+ 1.127	13:19:14.709	13 -	45.282	+ 1.190 13:24:26.962
7 -	44.512	+ 0.420	13:19:59.221			
58	Charles HARVEY-KELLY		B Radical SR4			
1 -	47.781	+ 6.305	13:15:20.887	3 -	42.029	+ 0.553 13:16:46.540
2 -	43.624	+ 2.148	13:16:04.511	4 -	41.476	13:17:28.016
69	Merrick LINNETT		D Caterham C500			
1 -	49.651	+ 7.309	13:15:21.686	6 -	42.611	+ 0.269 13:18:59.965
2 -	45.840	+ 3.498	13:16:07.526	7 -	42.502	+ 0.160 13:19:42.467
3 -	44.510	+ 2.168	13:16:52.036	8 -	42.342	13:20:24.809
4 -	42.941	+ 0.599	13:17:34.977	9 -	42.916	+ 0.574 13:21:07.725
5 -	42.377	+ 0.035	13:18:17.354			
72	Scott MAKIN		KC Sylva Riot			
1 -	49.136	+ 4.047	13:15:28.293	6 -	45.089	13:19:17.566
2 -	45.328	+ 0.239	13:16:13.621	7 -	48.272	+ 3.183 13:20:05.838
3 -	47.604	+ 2.515	13:17:01.225	8 -	45.536	+ 0.447 13:20:51.374
4 -	45.874	+ 0.785	13:17:47.099	9 -	45.699	+ 0.610 13:21:37.073
5 -	45.378	+ 0.289	13:18:32.477	10 -	45.365	+ 0.276 13:22:22.438
80	David ENDERBY		B Radical SR4			
1 -	49.081	+ 5.979	13:15:27.244	7 -	44.145	+ 1.043 13:19:51.124
2 -	44.448	+ 1.346	13:16:11.692	8 -	43.218	+ 0.116 13:20:34.342
3 -	43.807	+ 0.705	13:16:55.499	9 -	44.473	+ 1.371 13:21:18.815
4 -	43.102		13:17:38.601	10 -	43.705	+ 0.603 13:22:02.520
5 -	44.273	+ 1.171	13:18:22.874	11 -	43.107	+ 0.005 13:22:45.627
6 -	44.105	+ 1.003	13:19:06.979			
81	Lewis SHAW		B Radical Clubsport			
1 -	48.565	+ 4.209	13:19:26.276	6 -	45.587	+ 1.231 13:23:11.703
2 -	45.797	+ 1.441	13:20:12.073	7 -	44.565	+ 0.209 13:23:56.268
3 -	44.454	+ 0.098	13:20:56.527	8 -	44.395	+ 0.039 13:24:40.663

Lydden Hill
Circuit Length = 1.0000 miles
Start: 13:14 End: 13:26

Weather / Track : Sunny / Dry


South East Sports & Saloon Car Challenge

QUALIFYING - RACE 8 - LAP ANALYSIS

4 -	45.233	+ 0.877	13:21:41.760	9 -	48.219	+ 3.863	13:25:28.882
5 -	44.356		13:22:26.116				

South East Sports & Saloon Car Challenge

RACE 8 - GRID

ROW 9	45.855 45 Andy BOURN	46.124 3 Graham EWINGS
ROW 8	45.089 72 Scott MAKIN	45.093 9 Bruce WILSON
ROW 7	44.568 32 Steve GARNER	45.086 38 Mark BISHOP
ROW 6	44.450 7 Jerry PIKE	44.564 31 Paul GIBB
ROW 5	44.356 81 Lewis SHAW	44.367 2 Bill HAILSTONE
ROW 4	44.011 34 Nigel BENT	44.092 47 Kevin HOWELL
ROW 3	43.102 80 David ENDERBY	43.331 17 Doug NEWMAN
ROW 2	42.342 69 Merrick LINNETT	42.505 8 Ian CONIBEAR
ROW 1	41.476 58 Charles HARVEY-KELLY	41.867 22 Mike ROBERTS
Pole		
		

Lydden Hill
Circuit Length = 1.0000 miles

These results are provisional until the conclusion of any judicial and technical matters.

Clerk of Course :

Timekeeper :

South East Sports & Saloon Car Challenge

RACE 8 - CLASSIFICATION

POS	NO	CL	NAME	ENTRY	LAPS	TIME	GAP	DIFF	MPH	BEST	ON
1	58	B	Charles HARVEY-KELLY	Radical SR4	15	10:47.163			83.43	42.194	2
2	69	D	Merrick LINNETT	Caterham C500	15	10:57.908	10.745	10.745	82.07	43.116	2
3	34	D	Nigel BENT	Caterham CSR 260	15	10:59.218	12.055	1.310	81.91	42.928	3
4	8	D	Ian CONIBEAR	Westfield SEIW	15	10:59.374	12.211	0.156	81.89	42.866	5
5	80	B	David ENDERBY	Radical SR4	15	10:59.884	12.721	0.510	81.83	43.170	14
6	22	B	Mike ROBERTS	Radical SR3	15	11:01.085	13.922	1.201	81.68	42.497	7
7	38	D	Mark BISHOP	Caterham Seven	15	11:09.650	22.487	8.565	80.63	43.582	4
8	17	D	Doug NEWMAN	Caterham Seven	15	11:10.819	23.656	1.169	80.49	43.768	2
9	47	D	Kevin HOWELL	Caterham R500	15	11:11.621	24.458	0.802	80.40	43.814	3
10	81	B	Lewis SHAW	Radical Clubsport	15	11:14.996	27.833	3.375	79.99	43.924	6
11	31	D	Paul GIBB	Caterham HPC	15	11:21.645	34.482	6.649	79.21	44.260	6
12	2	D	Bill HAILSTONE	Caterham C400	15	11:22.639	35.476	0.994	79.10	44.251	6
13	72	KC	Scott MAKIN	Sylva Riot	15	11:23.972	36.809	1.333	78.94	44.264	6
14	7	D	Jerry PIKE	Caterham SLR	15	11:26.878	39.715	2.906	78.61	44.626	6
15	9	D	Bruce WILSON	Caterham CSR Superlight	15	11:27.190	40.027	0.312	78.57	44.738	12
16	3	KC	Graham EWINGS	Caterham Roadsport A++	14	11:04.493	1 lap	1 lap	75.84	45.843	3
17	45	KC	Andy BOURN	Caterham Roadsport	14	11:07.837	1 lap	3.344	75.46	46.710	7

NOT CLASSIFIED

DNF	32	D	Steve GARNER	Westfield Megabusa	3	2:20.565	12 laps	11 laps	76.83	44.412	3
-----	----	---	--------------	--------------------	---	----------	---------	---------	-------	--------	---

FASTEST LAP

58	B	Charles HARVEY-KELLY	Radical SR4	2	42.194	85.31 mph	137.30 kph
8	D	Ian CONIBEAR	Westfield SEIW	5	42.866	83.98 mph	135.15 kph
72	KC	Scott MAKIN	Sylva Riot	6	44.264	81.32 mph	130.88 kph

Weather / Track : Sunny / Dry

These results are provisional until the conclusion of any judicial and technical matters.

Lydden Hill
Circuit Length = 1.0000 miles
Start: 16:24 End: 16:36

Clerk of Course :		Timekeeper :
-------------------	--	--------------

South East Sports & Saloon Car Challenge

RACE 8 - LAP CHART

Lap 1			Lap 2			Lap 3			Lap 4			Lap 5		
No	Behind	Laptime	No	Behind	Laptime	No	Behind	Laptime	No	Behind	Laptime	No	Behind	Laptime
58		46.149	58		42.194	58		42.454	58		42.695	58		42.314
69	1.864	48.013	69	2.786	43.116	69	3.824	43.492	69	4.980	43.851	69	5.844	43.178
8	2.113	48.262	8	3.381	43.462	22	3.989	42.828	8	6.026	44.141	8	6.578	42.866
22	2.462	48.611	22	3.615	43.347	8	4.580	43.653	22	6.791	45.497	22	7.143	42.666
47	3.499	49.648	34	5.094	43.481	34	5.568	42.928	34	6.950	44.077	34	8.274	43.638
34	3.807	49.956	47	5.579	44.274	47	6.939	43.814	47	8.639	44.395	80	10.703	43.749
17	4.525	50.674	17	6.099	43.768	17	7.495	43.850	17	9.042	44.242	47	11.349	45.024
7	5.174	51.323	80	6.872	43.698	80	7.781	43.363	80	9.268	44.182	17	11.682	44.954
80	5.368	51.517	32	7.810	44.434	38	9.452	43.643	38	10.339	43.582	38	11.860	43.835
32	5.570	51.719	38	8.263	44.728	32	9.768	44.412	81	13.765	44.234	81	15.439	43.988
38	5.729	51.878	7	8.840	45.860	7	12.219	45.833	2	15.044	45.240	2	17.375	44.645
81	6.361	52.510	81	9.116	44.949	81	12.226	45.564	7	15.502	45.978	31	18.419	44.865
2	6.802	52.951	2	9.922	45.314	2	12.499	45.031	31	15.868	45.151	7	18.764	45.576
9	7.449	53.598	9	10.501	45.246	31	13.412	45.095	9	16.601	45.731	72	19.622	45.070
31	7.898	54.047	31	10.771	45.067	9	13.565	45.518	72	16.866	45.788	9	20.018	45.731
72	7.907	54.056	72	11.150	45.437	72	13.773	45.077	3	19.155	46.128	3	23.400	46.559
3	8.459	54.608	3	12.333	46.068	3	15.722	45.843	45	23.540	46.779	45	28.067	46.841
45	9.874	56.023	45	14.937	47.257	45	19.456	46.973						

South East Sports & Saloon Car Challenge

RACE 8 - LAP CHART

Lap 6			Lap 7			Lap 8			Lap 9			Lap 10		
No	Behind	Laptime	No	Behind	Laptime	No	Behind	Laptime	No	Behind	Laptime	No	Behind	Laptime
58		42.832	58		43.171	58		42.627	58		42.809	58		43.076
69	6.359	43.347	69	6.755	43.567	69	7.627	43.499	69	8.534	43.716	45	1 LAP	47.092
8	6.679	42.933	8	7.177	43.669	8	8.224	43.674	8	9.086	43.671	69	9.224	43.766
22	8.097	43.786	22	7.423	42.497	22	8.891	44.095	34	10.287	43.291	8	9.547	43.537
34	8.968	43.526	34	9.259	43.462	34	9.805	43.173	22	11.798	45.716	34	10.611	43.400
80	11.103	43.232	80	11.234	43.302	80	11.909	43.302	80	12.541	43.441	22	11.411	42.689
47	12.668	44.151	47	13.618	44.121	47	15.414	44.423	47	17.097	44.492	80	12.840	43.375
17	13.297	44.447	17	14.266	44.140	17	16.032	44.393	17	17.811	44.588	47	18.404	44.383
38	14.093	45.065	38	14.559	43.637	38	16.183	44.251	38	17.832	44.458	38	18.602	43.846
81	16.531	43.924	81	17.402	44.042	81	18.869	44.094	81	20.333	44.273	17	19.436	44.701
2	18.794	44.251	2	20.808	45.185	2	22.579	44.398	2	24.847	45.077	81	21.568	44.311
31	19.847	44.260	31	21.471	44.795	31	23.339	44.495	31	25.482	44.952	2	26.530	44.759
7	20.558	44.626	7	22.529	45.142	7	25.217	45.315	7	28.056	45.648	31	26.889	44.483
72	21.054	44.264	72	22.752	44.869	72	25.541	45.416	72	28.129	45.397	72	29.830	44.777
9	22.039	44.853	9	23.689	44.821	9	25.956	44.894	9	28.606	45.459	7	30.326	45.346
3	26.997	46.429	3	30.238	46.412	3	34.437	46.826	3	38.383	46.755	9	30.970	45.440
45	32.050	46.815	45	35.589	46.710	45	39.835	46.873						

South East Sports & Saloon Car Challenge

RACE 8 - LAP CHART

Lap 11			Lap 12			Lap 13			Lap 14			Lap 15		
No	Behind	Laptime	No	Behind	Laptime	No	Behind	Laptime	No	Behind	Laptime	No	Behind	Laptime
58		43.125	58		43.170	58		43.563	58		43.418	58		43.566
3	1 LAP	49.236	3	1 LAP	46.730	3	1 LAP	46.559	69	10.590	43.506	69	10.745	43.721
45	1 LAP	46.725	45	1 LAP	46.759	69	10.502	43.350	34	12.041	44.025	34	12.055	43.580
69	9.941	43.842	69	10.715	43.944	34	11.434	43.762	8	12.378	43.901	8	12.211	43.399
8	10.077	43.655	34	11.235	43.780	8	11.895	43.203	80	12.891	43.170	80	12.721	43.396
34	10.625	43.139	8	12.255	45.348	22	12.953	44.083	3	1 LAP	49.546	22	13.922	43.355
22	11.172	42.886	22	12.433	44.431	80	13.139	43.314	22	14.133	44.598	3	1 LAP	46.794
80	13.132	43.417	80	13.388	43.426	45	1 LAP	49.406	45	1 LAP	46.861	45	1 LAP	46.723
38	19.417	43.940	38	20.306	44.059	38	20.607	43.864	38	21.218	44.029	38	22.487	44.835
47	20.212	44.933	47	21.117	44.075	47	21.883	44.329	17	23.155	44.012	17	23.656	44.067
17	20.849	44.538	17	22.120	44.441	17	22.561	44.004	47	23.583	45.118	47	24.458	44.441
81	22.662	44.219	81	23.962	44.470	81	24.907	44.508	81	26.194	44.705	81	27.833	45.205
2	28.406	45.001	31	30.077	44.533	31	31.367	44.853	31	32.774	44.825	31	34.482	45.274
31	28.714	44.950	2	30.396	45.160	2	32.047	45.214	2	34.301	45.672	2	35.476	44.741
72	31.546	44.841	72	33.240	44.864	72	34.351	44.674	72	35.532	44.599	72	36.809	44.843
7	32.212	45.011	7	33.774	44.732	7	35.665	45.454	7	37.860	45.613	7	39.715	45.421
9	32.850	45.005	9	34.418	44.738	9	35.974	45.119	9	38.063	45.507	9	40.027	45.530

John Taylor Sports & Saloon Handicap
QUALIFYING - RACE 10 - CLASSIFICATION

POS	NO	CL	NAME	ENTRY	TIME	ON	LAPS	GAP	DIFF	MPH
1	17		Doug NEWMAN	Caterham Seven	43.679	5	8			82.41
2	34		Nigel BENT	Caterham CSR 260	44.467	5	6	0.788	0.788	80.95
3	9		Bruce WILSON	Caterham CSR Superlight	45.321	4	5	1.642	0.854	79.43
4	72		Scott MAKIN	Sylva Riot	45.742	5	5	2.063	0.421	78.70
5	2		Bill HAILSTONE	Caterham Seven	46.634	4	6	2.955	0.892	77.19
6	47		Kevin HOWELL	Caterham R500	48.851	3	6	5.172	2.217	73.69
7	70		Tony SKELTON	Renault Clio	49.720	2	4	6.041	0.869	72.40
8	7		Jerry PIKE	Caterham SLR	51.089	2	4	7.410	1.369	70.46
9	60		Simon GLENN	BMW M3	51.542	6	8	7.863	0.453	69.84

Car No. 50 - 1 lap out of the paddock only

Weather / Track : Sunny / Dry

These results are provisional until the conclusion of any judicial and technical matters.

Lydden Hill
 Circuit Length = 1.0000 miles
 Start: 13:45 End: 13:55

Clerk of Course :		Timekeeper :
-------------------	--	--------------

John Taylor Sports & Saloon Handicap
QUALIFYING - RACE 10 - LAP ANALYSIS

2	Bill HAILSTONE		Caterham Seven			
1 -	51.888	+ 5.254	13:46:34.837	4 -	46.634	13:48:56.524
2 -	47.586	+ 0.952	13:47:22.423	5 -	52.200	+ 5.566
3 -	47.467	+ 0.833	13:48:09.890	6 -	46.864	+ 0.230
7	Jerry PIKE		Caterham SLR			
1 -	51.562	+ 0.473	13:46:49.670	3 -	52.020	+ 0.931
2 -	51.089		13:47:40.759	4 -	51.330	+ 0.241
9	Bruce WILSON		Caterham CSR Superlight			
1 -	52.906	+ 7.585	13:46:36.555	4 -	45.321	13:48:57.081
2 -	48.398	+ 3.077	13:47:24.953	5 -	46.451	+ 1.130
3 -	46.807	+ 1.486	13:48:11.760			
17	Doug NEWMAN		Caterham Seven			
1 -	47.251	+ 3.572	13:46:29.392	5 -	43.679	13:49:25.951
2 -	44.428	+ 0.749	13:47:13.820	6 -	43.893	+ 0.214
3 -	43.786	+ 0.107	13:47:57.606	7 -	44.400	+ 0.721
4 -	44.666	+ 0.987	13:48:42.272	8 -	44.203	+ 0.524
34	Nigel BENT		Caterham CSR 260			
1 -	46.910	+ 2.443	13:46:26.018	4 -	46.604	+ 2.137
2 -	44.954	+ 0.487	13:47:10.972	5 -	44.467	13:49:27.386
3 -	45.343	+ 0.876	13:47:56.315	6 -	45.703	+ 1.236
47	Kevin HOWELL		Caterham R500			
1 -	57.604	+ 8.753	13:46:45.828	4 -	50.222	+ 1.371
2 -	50.670	+ 1.819	13:47:36.498	5 -	50.648	+ 1.797
3 -	48.851		13:48:25.349	6 -	52.138	+ 3.287
60	Simon GLENN		BMW M3			
1 -	55.582	+ 4.040	13:46:34.335	5 -	51.658	+ 0.116
2 -	52.895	+ 1.353	13:47:27.230	6 -	51.542	13:50:53.931
3 -	51.578	+ 0.036	13:48:18.808	7 -	51.890	+ 0.348
4 -	51.923	+ 0.381	13:49:10.731	8 -	52.898	+ 1.356
70	Tony SKELTON		Renault Clio			
1 -	50.879	+ 1.159	13:46:31.857	3 -	50.041	+ 0.321
2 -	49.720		13:47:21.577	4 -	49.860	+ 0.140
72	Scott MAKIN		Sylva Riot			
1 -	47.298	+ 1.556	13:46:23.602	4 -	47.264	+ 1.522
2 -	46.267	+ 0.525	13:47:09.869	5 -	45.742	13:49:30.057
3 -	47.182	+ 1.440	13:47:57.051			

Car No. 50 - 1 lap out of the paddock only

Weather / Track : Sunny / Dry

John Taylor Sports & Saloon Handicap Race

RACE 10 - CLASSIFICATION

POS	NO	CL	NAME	ENTRY	LAPS	TIME	GAP	DIFF	MPH	BEST	ON
1	72		Scott MAKIN	Sylva Riot	12	9:00.169			79.97	44.183	2
2	34		Nigel BENT	Caterham CSR 260	12	9:02.953	2.784	2.784	79.56	43.195	8
3	2		Bill HAILSTONE	Caterham Seven	12	9:03.313	3.144	0.360	79.50	44.217	3
4	70		Tony SKELTON	Renault Clio	12	9:05.699	5.530	2.386	79.16	48.669	4
5	9		Bruce WILSON	Caterham CSR Superlight	12	9:11.167	10.998	5.468	78.37	44.499	7
6	7		Jerry PIKE	Caterham SLR	12	9:16.904	16.735	5.737	77.56	44.850	5
7	60		Simon GLENN	BMW M3	12	9:16.940	16.771	0.036	77.56	51.135	7
8	47		Kevin HOWELL	Caterham R500	12	9:22.815	22.646	5.875	76.75	44.264	3
9	17		Doug NEWMAN	Caterham Seven	12	9:28.925	28.756	6.110	75.93	43.830	4
FASTEST LAP											
	34		Nigel BENT	Caterham CSR 260	8	43.195		83.34 mph		134.12 kph	

Weather / Track : Sunny / Dry

These results are provisional until the conclusion of any judicial and technical matters.

Lydden Hill
 Circuit Length = 1.0000 miles
 Start: 17:02 End: 17:12

Clerk of Course :

Timekeeper :

John Taylor Sports & Saloon Handicap Race

RACE 10 - LAP ANALYSIS

2	Bill HAILSTONE		Caterham Seven				
1 -	49.535	+ 5.318	17:03:49.125	7 -	44.892	+ 0.675	17:08:16.183
2 -	44.408	+ 0.191	17:04:33.533	8 -	44.773	+ 0.556	17:09:00.956
3 -	44.217		17:05:17.750	9 -	45.148	+ 0.931	17:09:46.104
4 -	44.398	+ 0.181	17:06:02.148	10 -	45.658	+ 1.441	17:10:31.762
5 -	44.325	+ 0.108	17:06:46.473	11 -	45.156	+ 0.939	17:11:16.918
6 -	44.818	+ 0.601	17:07:31.291	12 -	45.985	+ 1.768	17:12:02.903
7	Jerry PIKE		Caterham SLR				
1 -	55.757	+ 10.907	17:03:55.347	7 -	45.161	+ 0.311	17:08:27.772
2 -	46.712	+ 1.862	17:04:42.059	8 -	45.292	+ 0.442	17:09:13.064
3 -	44.898	+ 0.048	17:05:26.957	9 -	46.266	+ 1.416	17:09:59.330
4 -	45.799	+ 0.949	17:06:12.756	10 -	46.063	+ 1.213	17:10:45.393
5 -	44.850		17:06:57.606	11 -	45.702	+ 0.852	17:11:31.095
6 -	45.005	+ 0.155	17:07:42.611	12 -	45.399	+ 0.549	17:12:16.494
9	Bruce WILSON		Caterham CSR Superlight				
1 -	55.290	+ 10.791	17:03:54.880	7 -	44.499		17:08:26.326
2 -	46.278	+ 1.779	17:04:41.158	8 -	44.636	+ 0.137	17:09:10.962
3 -	45.421	+ 0.922	17:05:26.579	9 -	44.785	+ 0.286	17:09:55.747
4 -	45.761	+ 1.262	17:06:12.340	10 -	44.888	+ 0.389	17:10:40.635
5 -	44.904	+ 0.405	17:06:57.244	11 -	45.028	+ 0.529	17:11:25.663
6 -	44.583	+ 0.084	17:07:41.827	12 -	45.094	+ 0.595	17:12:10.757
17	Doug NEWMAN		Caterham Seven				
1 -	1:13.796	+ 29.966	17:04:13.386	7 -	44.154	+ 0.324	17:08:47.010
2 -	52.531	+ 8.701	17:05:05.917	8 -	44.401	+ 0.571	17:09:31.411
3 -	44.582	+ 0.752	17:05:50.499	9 -	44.326	+ 0.496	17:10:15.737
4 -	43.830		17:06:34.329	10 -	44.340	+ 0.510	17:11:00.077
5 -	44.389	+ 0.559	17:07:18.718	11 -	44.239	+ 0.409	17:11:44.316
6 -	44.138	+ 0.308	17:08:02.856	12 -	44.199	+ 0.369	17:12:28.515
34	Nigel BENT		Caterham CSR 260				
1 -	58.419	+ 15.224	17:03:58.009	7 -	43.201	+ 0.006	17:08:20.630
2 -	43.824	+ 0.629	17:04:41.833	8 -	43.195		17:09:03.825
3 -	43.812	+ 0.617	17:05:25.645	9 -	43.434	+ 0.239	17:09:47.259
4 -	44.197	+ 1.002	17:06:09.842	10 -	44.768	+ 1.573	17:10:32.027
5 -	43.865	+ 0.670	17:06:53.707	11 -	45.283	+ 2.088	17:11:17.310
6 -	43.722	+ 0.527	17:07:37.429	12 -	45.233	+ 2.038	17:12:02.543
47	Kevin HOWELL		Caterham R500				
1 -	1:10.357	+ 26.093	17:04:09.947	7 -	44.796	+ 0.532	17:08:38.337
2 -	44.456	+ 0.192	17:04:54.403	8 -	44.896	+ 0.632	17:09:23.233
3 -	44.264		17:05:38.667	9 -	44.864	+ 0.600	17:10:08.097
4 -	44.433	+ 0.169	17:06:23.100	10 -	44.738	+ 0.474	17:10:52.835
5 -	44.822	+ 0.558	17:07:07.922	11 -	44.603	+ 0.339	17:11:37.438
6 -	45.619	+ 1.355	17:07:53.541	12 -	44.967	+ 0.703	17:12:22.405
60	Simon GLENN		BMW M3				
1 -	1:31.810	+ 40.675	17:04:31.400	6 -	52.101	+ 0.966	17:08:50.648
2 -	51.933	+ 0.798	17:05:23.333	7 -	51.135		17:09:41.783
3 -	51.817	+ 0.682	17:06:15.150	8 -	51.875	+ 0.740	17:10:33.658
4 -	51.597	+ 0.462	17:07:06.747	9 -	51.254	+ 0.119	17:11:24.912
5 -	51.800	+ 0.665	17:07:58.547	10 -	51.618	+ 0.483	17:12:16.530
70	Tony SKELTON		Renault Clio				
1 -	54.595	+ 5.926	17:03:54.185	7 -	49.385	+ 0.716	17:08:48.221
2 -	49.410	+ 0.741	17:04:43.595	8 -	49.321	+ 0.652	17:09:37.542
3 -	48.838	+ 0.169	17:05:32.433	9 -	49.029	+ 0.360	17:10:26.571
4 -	48.669		17:06:21.102	10 -	49.271	+ 0.602	17:11:15.842
5 -	48.848	+ 0.179	17:07:09.950	11 -	49.447	+ 0.778	17:12:05.289
6 -	48.886	+ 0.217	17:07:58.836				

Lydden Hill
Circuit Length = 1.0000 miles
Start: 17:02 End: 17:12

Weather / Track : Sunny / Dry

John Taylor Sports & Saloon Handicap Race
RACE 10 - LAP ANALYSIS

72	Scott MAKIN			Sylva Riot			
1 -	48.788	+ 4.605	17:03:48.378	7 -	44.588	+ 0.405	17:08:14.778
2 -	44.183		17:04:32.561	8 -	44.623	+ 0.440	17:08:59.401
3 -	44.421	+ 0.238	17:05:16.982	9 -	44.692	+ 0.509	17:09:44.093
4 -	44.184	+ 0.001	17:06:01.166	10 -	44.980	+ 0.797	17:10:29.073
5 -	44.478	+ 0.295	17:06:45.644	11 -	45.450	+ 1.267	17:11:14.523
6 -	44.546	+ 0.363	17:07:30.190	12 -	45.236	+ 1.053	17:11:59.759