



# **SEMSEC**

## **Championship Race Meeting Lydden Hill Circuit**

**9th May 2009**

**Results Provided by Timing Solutions Ltd**  
[www.tsl-timing.com](http://www.tsl-timing.com)

# SEMSEC Sports Racing & Kit Car Championship

## QUALIFYING - RACE 1 - CLASSIFICATION

POS	NO	CL	NAME	ENTRY	TIME	ON	LAPS	GAP	DIFF	MPH
1	20	9	Mark BURTON	Jade Trackstar	41.552	4	4			86.63
2	58	8	Charles HARVEY-KELLY	Radical SR4	42.013	6	10	0.461	0.461	85.68
3	34	7	Nigel BENT	Caterham CSR 260	43.355	5	18	1.803	1.342	83.03
4	69	6	Merrick LINNETT	Caterham C500	43.670	9	20	2.118	0.315	82.43
5	31	6	Paul GIBB	Caterham HPC	43.828	8	17	2.276	0.158	82.13
6	9	6	Bruce WILSON	Caterham CSR Superlight	44.365	5	8	2.813	0.537	81.14
7	32	6	Steve GARNER	Westfield Megabusa	44.533	5	6	2.981	0.168	80.83
8	38	7	Mark BISHOP	Caterham Seven	44.605	10	10	3.053	0.072	80.70
9	50	6	Nick COLE	Caterham Roadsport	44.692	16	19	3.140	0.087	80.54
10	2	7	Bill HAILSTONE	Caterham C400	44.744	10	10	3.192	0.052	80.45
11	47	6	Kevin HOWELL	Caterham R500	44.752	8	13	3.200	0.008	80.44
12	37	5	Graham EWINGS	Caterham Roadsport A	45.453	12	13	3.901	0.701	79.20
13	72	5	Scott MAKIN	Sylva Riot	45.837	12	14	4.285	0.384	78.53
14	45	5	Andy BOURN	Caterham Roadsport	48.059	11	11	6.507	2.222	74.90
15	35	5	Colin BRIDGLAND	Caterham Seven	52.196	14	17	10.644	4.137	68.96

Weather / Track : Sunny / Dry

These results are provisional until the conclusion of any judicial and technical matters.

Lydden Hill  
 Circuit Length = 1.0000 miles  
 Start: 12:34 End: 12:50

Clerk of Course :		Timekeeper :
-------------------	--	--------------

# SEMSEC Sports Racing & Kit Car Championship

## QUALIFYING - RACE 1 - LAP ANALYSIS

<b>2</b>	<b>Bill HAILSTONE</b>		<b>7 Caterham C400</b>				
1 -	53.167	+ 8.423	12:35:41.083	6 -	45.405	+ 0.661	12:41:25.962
2 -	46.889	+ 2.145	12:36:27.972	7 -	49.342	+ 4.598	12:42:15.304
3 -	45.573	+ 0.829	12:37:13.545	8 -	45.086	+ 0.342	12:43:00.390
4 -	2:33.510	+ 1:48.766	12:39:47.055	9 -	46.667	+ 1.923	12:43:47.057
5 -	53.502	+ 8.758	12:40:40.557	10 -	<b>44.744</b>		<b>12:44:31.801</b>
<b>9</b>	<b>Bruce WILSON</b>		<b>6 Caterham CSR Superlight</b>				
1 -	50.441	+ 6.076	12:35:51.191	5 -	<b>44.365</b>		<b>12:38:52.255</b>
2 -	46.781	+ 2.416	12:36:37.972	6 -	44.611	+ 0.246	12:39:36.866
3 -	45.216	+ 0.851	12:37:23.188	7 -	44.417	+ 0.052	12:40:21.283
4 -	44.702	+ 0.337	12:38:07.890	8 -	45.148	+ 0.783	12:41:06.431
<b>20</b>	<b>Mark BURTON</b>		<b>9 Jade Trackstar</b>				
1 -	49.661	+ 8.109	12:35:33.889	3 -	42.816	+ 1.264	12:37:01.325
2 -	44.620	+ 3.068	12:36:18.509	4 -	<b>41.552</b>		<b>12:37:42.877</b>
<b>31</b>	<b>Paul GIBB</b>		<b>6 Caterham HPC</b>				
1 -	53.448	+ 9.620	12:35:42.128	10 -	44.203	+ 0.375	12:42:27.208
2 -	47.353	+ 3.525	12:36:29.481	11 -	44.400	+ 0.572	12:43:11.608
3 -	45.641	+ 1.813	12:37:15.122	12 -	45.257	+ 1.429	12:43:56.865
4 -	45.988	+ 2.160	12:38:01.110	13 -	45.003	+ 1.175	12:44:41.868
5 -	44.327	+ 0.499	12:38:45.437	14 -	45.575	+ 1.747	12:45:27.443
6 -	44.211	+ 0.383	12:39:29.648	15 -	44.946	+ 1.118	12:46:12.389
7 -	45.185	+ 1.357	12:40:14.833	16 -	44.404	+ 0.576	12:46:56.793
8 -	<b>43.828</b>		<b>12:40:58.661</b>	17 -	45.595	+ 1.767	12:47:42.388
9 -	44.344	+ 0.516	12:41:43.005				
<b>32</b>	<b>Steve GARNER</b>		<b>6 Westfield Megabusa</b>				
1 -	54.790	+ 10.257	12:35:46.585	4 -	44.674	+ 0.141	12:38:05.770
2 -	49.058	+ 4.525	12:36:35.643	5 -	<b>44.533</b>		<b>12:38:50.303</b>
3 -	45.453	+ 0.920	12:37:21.096	6 -	44.869	+ 0.336	12:39:35.172
<b>34</b>	<b>Nigel BENT</b>		<b>7 Caterham CSR 260</b>				
1 -	52.480	+ 9.125	12:35:43.683	10 -	43.661	+ 0.306	12:42:22.402
2 -	46.708	+ 3.353	12:36:30.391	11 -	43.448	+ 0.093	12:43:05.850
3 -	44.933	+ 1.578	12:37:15.324	12 -	43.926	+ 0.571	12:43:49.776
4 -	44.499	+ 1.144	12:37:59.823	13 -	43.404	+ 0.049	12:44:33.180
5 -	<b>43.355</b>		<b>12:38:43.178</b>	14 -	44.346	+ 0.991	12:45:17.526
6 -	43.615	+ 0.260	12:39:26.793	15 -	44.313	+ 0.958	12:46:01.839
7 -	44.171	+ 0.816	12:40:10.964	16 -	43.359	+ 0.004	12:46:45.198
8 -	43.644	+ 0.289	12:40:54.608	17 -	43.452	+ 0.097	12:47:28.650
9 -	44.133	+ 0.778	12:41:38.741	18 -	44.073	+ 0.718	12:48:12.723
<b>35</b>	<b>Colin BRIDGLAND</b>		<b>5 Caterham Seven</b>				
1 -	56.962	+ 4.766	12:35:46.511	10 -	52.738	+ 0.542	12:43:51.722
2 -	55.827	+ 3.631	12:36:42.338	11 -	53.202	+ 1.006	12:44:44.924
3 -	54.342	+ 2.146	12:37:36.680	12 -	52.492	+ 0.296	12:45:37.416
4 -	55.471	+ 3.275	12:38:32.151	13 -	52.240	+ 0.044	12:46:29.656
5 -	53.888	+ 1.692	12:39:26.039	14 -	<b>52.196</b>		<b>12:47:21.852</b>
6 -	52.789	+ 0.593	12:40:18.828	15 -	52.313	+ 0.117	12:48:14.165
7 -	53.549	+ 1.353	12:41:12.377	16 -	52.215	+ 0.019	12:49:06.380
8 -	52.553	+ 0.357	12:42:04.930	17 -	52.767	+ 0.571	12:49:59.147
9 -	54.054	+ 1.858	12:42:58.984				
<b>37</b>	<b>Graham EWINGS</b>		<b>5 Caterham Roadsport A</b>				
1 -	57.138	+ 11.685	12:35:50.830	8 -	46.077	+ 0.624	12:41:25.503
2 -	52.028	+ 6.575	12:36:42.858	9 -	46.444	+ 0.991	12:42:11.947
3 -	49.154	+ 3.701	12:37:32.012	10 -	46.218	+ 0.765	12:42:58.165
4 -	47.582	+ 2.129	12:38:19.594	11 -	45.979	+ 0.526	12:43:44.144
5 -	46.676	+ 1.223	12:39:06.270	12 -	<b>45.453</b>		<b>12:44:29.597</b>
6 -	46.718	+ 1.265	12:39:52.988	13 -	46.103	+ 0.650	12:45:15.700
7 -	46.438	+ 0.985	12:40:39.426				

Lydden Hill  
Circuit Length = 1.0000 miles  
Start: 12:34 End: 12:50

Weather / Track : Sunny / Dry

# SEMSEC Sports Racing & Kit Car Championship

## QUALIFYING - RACE 1 - LAP ANALYSIS


<b>38</b>	<b>Mark BISHOP</b>		<b>7 Caterham Seven</b>				
1 -	55.556	+ 10.951	12:35:48.607	6 -	44.786	+ 0.181	12:39:39.304
2 -	47.841	+ 3.236	12:36:36.448	7 -	44.954	+ 0.349	12:40:24.258
3 -	46.419	+ 1.814	12:37:22.867	8 -	45.060	+ 0.455	12:41:09.318
4 -	46.627	+ 2.022	12:38:09.494	9 -	45.100	+ 0.495	12:41:54.418
5 -	45.024	+ 0.419	12:38:54.518	10 -	<b>44.605</b>		<b>12:42:39.023</b>
<b>45</b>	<b>Andy BOURN</b>		<b>5 Caterham Roadsport</b>				
1 -	58.725	+ 10.666	12:35:53.505	7 -	48.581	+ 0.522	12:40:50.610
2 -	51.841	+ 3.782	12:36:45.346	8 -	49.200	+ 1.141	12:41:39.810
3 -	49.546	+ 1.487	12:37:34.892	9 -	49.728	+ 1.669	12:42:29.538
4 -	49.302	+ 1.243	12:38:24.194	10 -	48.560	+ 0.501	12:43:18.098
5 -	48.925	+ 0.866	12:39:13.119	11 -	<b>48.059</b>		<b>12:44:06.157</b>
6 -	48.910	+ 0.851	12:40:02.029				
<b>47</b>	<b>Kevin HOWELL</b>		<b>6 Caterham R500</b>				
1 -	49.972	+ 5.220	12:35:37.949	8 -	<b>44.752</b>		<b>12:40:56.005</b>
2 -	46.189	+ 1.437	12:36:24.138	9 -	44.995	+ 0.243	12:41:41.000
3 -	46.000	+ 1.248	12:37:10.138	10 -	45.429	+ 0.677	12:42:26.429
4 -	45.264	+ 0.512	12:37:55.402	11 -	45.523	+ 0.771	12:43:11.952
5 -	45.002	+ 0.250	12:38:40.404	12 -	44.777	+ 0.025	12:43:56.729
6 -	45.527	+ 0.775	12:39:25.931	13 -	44.904	+ 0.152	12:44:41.633
7 -	45.322	+ 0.570	12:40:11.253				
<b>50</b>	<b>Nick COLE</b>		<b>6 Caterham Roadsport</b>				
1 -	51.605	+ 6.913	12:35:39.367	11 -	44.859	+ 0.167	12:43:13.727
2 -	46.549	+ 1.857	12:36:25.916	12 -	44.782	+ 0.090	12:43:58.509
3 -	45.609	+ 0.917	12:37:11.525	13 -	44.973	+ 0.281	12:44:43.482
4 -	45.309	+ 0.617	12:37:56.834	14 -	45.071	+ 0.379	12:45:28.553
5 -	45.127	+ 0.435	12:38:41.961	15 -	45.109	+ 0.417	12:46:13.662
6 -	45.547	+ 0.855	12:39:27.508	16 -	<b>44.692</b>		<b>12:46:58.354</b>
7 -	45.710	+ 1.018	12:40:13.218	17 -	44.764	+ 0.072	12:47:43.118
8 -	44.772	+ 0.080	12:40:57.990	18 -	45.140	+ 0.448	12:48:28.258
9 -	45.759	+ 1.067	12:41:43.749	19 -	45.090	+ 0.398	12:49:13.348
10 -	45.119	+ 0.427	12:42:28.868				
<b>58</b>	<b>Charles HARVEY-KELLY</b>		<b>8 Radical SR4</b>				
1 -	49.176	+ 7.163	12:35:34.855	6 -	<b>42.013</b>		<b>12:39:09.822</b>
2 -	44.384	+ 2.371	12:36:19.239	7 -	42.349	+ 0.336	12:39:52.171
3 -	43.071	+ 1.058	12:37:02.310	8 -	42.867	+ 0.854	12:40:35.038
4 -	42.763	+ 0.750	12:37:45.073	9 -	42.771	+ 0.758	12:41:17.809
5 -	42.736	+ 0.723	12:38:27.809	10 -	42.934	+ 0.921	12:42:00.743
<b>69</b>	<b>Merrick LINNETT</b>		<b>6 Caterham C500</b>				
1 -	49.165	+ 5.495	12:35:35.787	11 -	44.183	+ 0.513	12:42:56.686
2 -	45.267	+ 1.597	12:36:21.054	12 -	44.374	+ 0.704	12:43:41.060
3 -	44.331	+ 0.661	12:37:05.385	13 -	43.999	+ 0.329	12:44:25.059
4 -	43.861	+ 0.191	12:37:49.246	14 -	45.715	+ 2.045	12:45:10.774
5 -	44.024	+ 0.354	12:38:33.270	15 -	47.550	+ 3.880	12:45:58.324
6 -	43.961	+ 0.291	12:39:17.231	16 -	43.861	+ 0.191	12:46:42.185
7 -	44.027	+ 0.357	12:40:01.258	17 -	44.561	+ 0.891	12:47:26.746
8 -	43.753	+ 0.083	12:40:45.011	18 -	47.501	+ 3.831	12:48:14.247
9 -	<b>43.670</b>		<b>12:41:28.681</b>	19 -	46.005	+ 2.335	12:49:00.252
10 -	43.822	+ 0.152	12:42:12.503	20 -	44.138	+ 0.468	12:49:44.390
<b>72</b>	<b>Scott MAKIN</b>		<b>5 Sylva Riot</b>				
1 -	51.819	+ 5.982	12:35:53.657	8 -	47.002	+ 1.165	12:41:22.948
2 -	48.744	+ 2.907	12:36:42.401	9 -	45.996	+ 0.159	12:42:08.944
3 -	47.137	+ 1.300	12:37:29.538	10 -	46.660	+ 0.823	12:42:55.604
4 -	46.331	+ 0.494	12:38:15.869	11 -	49.397	+ 3.560	12:43:45.001
5 -	46.166	+ 0.329	12:39:02.035	12 -	<b>45.837</b>		<b>12:44:30.838</b>
6 -	46.838	+ 1.001	12:39:48.873	13 -	46.200	+ 0.363	12:45:17.038
7 -	47.073	+ 1.236	12:40:35.946	14 -	48.396	+ 2.559	12:46:05.434

Lydden Hill  
Circuit Length = 1.0000 miles  
Start: 12:34 End: 12:50

Weather / Track : Sunny / Dry

# SEMSEC Sports Racing & Kit Car Championship - Race A

## RACE 1 - GRID

ROW 8	52.196 35 Colin BRIDGLAND	
ROW 7	45.837 72 Scott MAKIN	48.059 45 Andy BOURN
ROW 6	44.752 47 Kevin HOWELL	45.453 37 Graham EWINGS
ROW 5	44.692 50 Nick COLE	44.744 2 Bill HAILSTONE
ROW 4	44.533 32 Steve GARNER	44.605 38 Mark BISHOP
ROW 3	43.828 31 Paul GIBB	44.365 9 Bruce WILSON
ROW 2	43.355 34 Nigel BENT	43.670 69 Merrick LINNETT
ROW 1	41.552 20 Mark BURTON	42.013 58 Charles HARVEY-KELLY
<b>Pole</b>		
		

Lydden Hill  
Circuit Length = 1.0000 miles

**These results are provisional until the conclusion of any judicial and technical matters.**

Clerk of Course :		Timekeeper :
-------------------	--	--------------

# SEMSEC Sports Racing & Kit Car Championship - Race A

## RACE 1 - CLASSIFICATION

POS	NO	CL	NAME	ENTRY	LAPS	TIME	GAP	DIFF	MPH	BEST	ON
1	20	9	Mark BURTON	Jade Trackstar	15	10:38.245			84.60	40.811	2
2	58	8	Charles HARVEY-KELLY	Radical SR4	15	10:41.854	3.609	3.609	84.12	41.689	2
3	69	6	Merrick LINNETT	Caterham C500	15	11:05.270	27.025	23.416	81.16	42.172	3
4	31	6	Paul GIBB	Caterham HPC	15	11:11.380	33.135	6.110	80.42	43.458	10
5	32	6	Steve GARNER	Westfield Megabusa	15	11:12.881	34.636	1.501	80.24	43.934	15
6	9	6	Bruce WILSON	Caterham CSR Superlight	15	11:20.815	42.570	7.934	79.31	44.427	2
7	38	7	Mark BISHOP	Caterham Seven	15	11:21.302	43.057	0.487	79.25	44.382	7
8	2	7	Bill HAILSTONE	Caterham C400	15	11:22.540	44.295	1.238	79.11	44.210	6
9	50	6	Nick COLE	Caterham Roadsport	15	11:22.975	44.730	0.435	79.06	44.660	7
10	37	5	Graham EWINGS	Caterham Roadsport A	14	10:52.381	1 lap	1 lap	77.25	45.570	6
11	72	5	Scott MAKIN	Sylva Riot	14	10:54.565	1 lap	2.184	76.99	45.717	5
12	45	5	Andy BOURN	Caterham Roadsport	14	11:12.185	1 lap	17.620	74.97	46.784	13
13	35	5	Colin BRIDGLAND	Caterham Seven	13	11:10.207	2 laps	1 lap	69.82	50.530	3

### NOT CLASSIFIED

DNF	47	6	Kevin HOWELL	Caterham R500	11	8:20.353	4 laps	2 laps	79.14	44.227	4
DNF	34	7	Nigel BENT	Caterham CSR 260	2	1:29.880	13 laps	9 laps	80.10	42.375	2

### FASTEST LAP

20	9	Mark BURTON	Jade Trackstar	2	40.811	88.20 mph	141.95 kph
58	8	Charles HARVEY-KELLY	Radical SR4	2	41.689	86.35 mph	138.96 kph
69	6	Merrick LINNETT	Caterham C500	3	42.172	85.36 mph	137.37 kph
34	7	Nigel BENT	Caterham CSR 260	2	42.375	84.95 mph	136.71 kph
37	5	Graham EWINGS	Caterham Roadsport A	6	45.570	78.99 mph	127.13 kph

Weather / Track : Sunny / Dry

These results are provisional until the conclusion of any judicial and technical matters.

Lydden Hill  
Circuit Length = 1.0000 miles  
Start: 14:21 End: 14:32

Clerk of Course :		Timekeeper :
-------------------	--	--------------

# SEMSEC Sports Racing & Kit Car Championship - Race A

## RACE 1 - LAP CHART

Lap 1			Lap 2			Lap 3			Lap 4			Lap 5		
No	Behind	Laptime	No	Behind	Laptime	No	Behind	Laptime	No	Behind	Laptime	No	Behind	Laptime
20		45.817	20		40.811	20		41.791	20		42.833	20		41.855
58	0.666	46.483	58	1.544	41.689	58	1.674	41.921	58	1.158	42.317	58	1.556	42.253
69	1.229	47.046	69	2.719	42.301	69	3.100	42.172	69	4.603	44.336	69	5.829	43.081
34	1.688	47.505	34	3.252	42.375	32	9.708	44.792	32	11.888	45.013	32	14.651	44.618
32	3.147	48.964	32	6.707	44.371	9	11.136	45.028	9	13.482	45.179	9	16.356	44.729
9	4.283	50.100	9	7.899	44.427	31	11.324	44.169	31	13.894	45.403	47	16.670	44.323
38	5.039	50.856	31	8.946	44.459	47	12.808	44.725	47	14.202	44.227	31	16.883	44.844
31	5.298	51.115	38	9.578	45.350	38	13.344	45.557	38	15.154	44.643	38	18.015	44.716
47	5.486	51.303	47	9.874	45.199	50	13.777	45.250	50	15.786	44.842	50	18.597	44.666
50	6.048	51.865	50	10.318	45.081	2	15.479	44.923	2	16.925	44.279	2	19.871	44.801
37	7.127	52.944	2	12.347	45.756	37	16.708	45.869	37	19.563	45.688	37	23.366	45.658
2	7.402	53.219	37	12.630	46.314	72	17.085	45.840	72	20.208	45.956	72	24.070	45.717
72	8.012	53.829	72	13.036	45.835	45	22.571	48.222	45	27.161	47.423	45	32.998	47.692
45	8.302	54.119	45	16.140	48.649	35	30.158	50.530	35	37.899	50.574			
35	11.268	57.085	35	21.419	50.962									

# SEMSEC Sports Racing & Kit Car Championship - Race A

## RACE 1 - LAP CHART

Lap 6			Lap 7			Lap 8			Lap 9			Lap 10		
No	Behind	Laptime	No	Behind	Laptime	No	Behind	Laptime	No	Behind	Laptime	No	Behind	Laptime
20		41.948	20		41.824	20		41.741	20		42.104	20		41.992
58	1.917	42.309	58	2.462	42.369	58	3.098	42.377	58	3.483	42.489	58	4.173	42.682
35	1 LAP	51.584	69	9.935	43.851	45	1 LAP	48.723	45	1 LAP	47.066	45	1 LAP	47.312
69	7.908	44.027	35	1 LAP	50.700	69	12.564	44.370	69	15.350	44.890	69	18.868	45.510
32	17.327	44.624	32	20.217	44.714	32	23.410	44.934	32	26.191	44.885	32	28.860	44.661
9	19.490	45.082	9	22.675	45.009	35	1 LAP	50.729	31	27.809	43.745	31	29.275	43.458
47	19.955	45.233	47	22.994	44.863	9	26.097	45.163	9	29.431	45.438	9	32.288	44.849
31	20.027	45.092	31	23.152	44.949	31	26.168	44.757	47	29.777	45.401	47	32.632	44.847
38	21.112	45.045	38	23.670	44.382	47	26.480	45.227	38	29.958	45.087	38	32.890	44.924
50	21.584	44.935	50	24.420	44.660	38	26.975	45.046	50	30.673	44.982	50	33.452	44.771
2	22.133	44.210	2	25.674	45.365	50	27.795	45.116	2	30.970	44.594	2	33.867	44.889
37	26.988	45.570	37	30.965	45.801	2	28.480	44.547	35	1 LAP	51.848	35	1 LAP	50.879
72	28.020	45.898	72	32.035	45.839	37	35.199	45.975	37	39.143	46.048			
45	39.206	48.156				72	36.421	46.127	72	40.645	46.328			


# SEMSEC Sports Racing & Kit Car Championship - Race A

## RACE 1 - LAP CHART

Lap 11			Lap 12			Lap 13			Lap 14			Lap 15		
No	Behind	Laptime	No	Behind	Laptime	No	Behind	Laptime	No	Behind	Laptime	No	Behind	Laptime
20		42.718	20		42.600	20		43.463	20		42.965	20		43.783
37	1 LAP	46.620	37	1 LAP	45.824	58	3.917	42.835	58	4.077	43.125	58	3.609	43.315
72	1 LAP	46.391	58	4.545	43.032	37	1 LAP	46.922	37	1 LAP	46.615	37	1 LAP	46.533
58	4.113	42.658	72	1 LAP	46.853	72	1 LAP	47.119	72	1 LAP	46.706	72	1 LAP	46.127
45	1 LAP	47.144	35	2 LAPS	52.076	35	2 LAPS	50.958	35	2 LAPS	51.263	69	27.025	46.053
69	20.687	44.537	69	22.695	44.608	69	23.705	44.473	69	24.755	44.015	35	2 LAPS	51.019
31	30.642	44.085	45	1 LAP	46.946	45	1 LAP	46.826	45	1 LAP	46.784	31	33.135	43.902
32	31.289	45.147	31	31.675	43.633	31	31.975	43.763	31	33.016	44.006	45	1 LAP	47.123
9	34.466	44.896	32	32.714	44.025	32	33.515	44.264	32	34.485	43.935	32	34.636	43.934
47	34.919	45.005	9	36.992	45.126	9	38.449	44.920	9	40.223	44.739	9	42.570	46.130
38	35.236	45.064	38	37.833	45.197	38	38.907	44.537	38	40.731	44.789	38	43.057	46.109
50	35.882	45.148	50	38.440	45.158	50	40.304	45.327	2	42.840	45.296	2	44.295	45.238
2	36.248	45.099	2	38.747	45.099	2	40.509	45.225	50	43.279	45.940	50	44.730	45.234

# SEMSEC Sports Racing & Kit Car Championship - Race B

## RACE 5 - GRID

ROW 8	34	Nigel BENT	
ROW 7	35	Colin BRIDGLAND	47
ROW 6	72	Scott MAKIN	45
ROW 5	50	Nick COLE	37
ROW 4	38	Mark BISHOP	2
ROW 3	32	Steve GARNER	9
ROW 2	69	Merrick LINNETT	31
ROW 1	20	Mark BURTON	58
<b>Pole</b>			
			

Lydden Hill  
Circuit Length = 1.0000 miles

**These results are provisional until the conclusion of any judicial and technical matters.**

Clerk of Course :		Timekeeper :

# SEMSEC Sports Racing & Kit Car Championship - Race B

## RACE 5 - CLASSIFICATION

POS	NO	CL	NAME	ENTRY	LAPS	TIME	GAP	DIFF	MPH	BEST	ON
1	20	9	Mark BURTON	Jade Trackstar	15	10:40.210			84.34	40.561	10
2	69	6	Merrick LINNETT	Caterham C500	15	11:01.761	21.551	21.551	81.59	42.868	4
3	47	6	Kevin HOWELL	Caterham R500	15	11:04.007	23.797	2.246	81.32	43.193	12
4	31	6	Paul GIBB	Caterham HPC	15	11:05.351	25.141	1.344	81.15	43.626	12
5	32	6	Steve GARNER	Westfield Megabusa	15	11:06.393	26.183	1.042	81.03	43.496	6
6	2	7	Bill HAILSTONE	Caterham C400	14	10:42.493	1 lap	1 lap	78.44	44.519	4
7	50	6	Nick COLE	Caterham Roadsport	14	10:42.919	1 lap	0.426	78.39	44.873	6
8	38	7	Mark BISHOP	Caterham Seven	14	10:48.503	1 lap	5.584	77.71	44.429	3
9	37	5	Graham EWINGS	Caterham Roadsport A	14	10:52.069	1 lap	3.566	77.29	45.603	3
10	72	5	Scott MAKIN	Sylva Riot	14	10:54.865	1 lap	2.796	76.96	45.770	3
11	45	5	Andy BOURN	Caterham Roadsport	14	11:21.353	1 lap	26.488	73.96	46.698	5
12	35	5	Colin BRIDGLAND	Caterham Seven	13	11:08.885	2 laps	1 lap	69.96	49.929	9
NOT CLASSIFIED											
DNF	9	6	Bruce WILSON	Caterham CSR Superlight	12	9:07.261	3 laps	1 lap	78.93	44.575	5
FASTEST LAP											
	20	9	Mark BURTON	Jade Trackstar	10	40.561			88.75 mph	142.83 kph	
	69	6	Merrick LINNETT	Caterham C500	4	42.868			83.97 mph	135.14 kph	
	38	7	Mark BISHOP	Caterham Seven	3	44.429			81.02 mph	130.39 kph	
	37	5	Graham EWINGS	Caterham Roadsport A	3	45.603			78.93 mph	127.04 kph	

Weather / Track : Sunny / Dry

These results are provisional until the conclusion of any judicial and technical matters.

Lydden Hill  
 Circuit Length = 1.0000 miles  
 Start: 15:25 End: 15:37

Clerk of Course :		Timekeeper :
-------------------	--	--------------

# SEMSEC Sports Racing & Kit Car Championship - Race B

## RACE 5 - LAP CHART

Lap 1			Lap 2			Lap 3			Lap 4			Lap 5		
No	Behind	Laptime	No	Behind	Laptime	No	Behind	Laptime	No	Behind	Laptime	No	Behind	Laptime
20		46.676	20		41.147	20		42.234	20		42.050	20		42.163
69	0.744	47.420	69	2.708	43.111	69	3.432	42.958	69	4.250	42.868	69	5.191	43.104
32	2.731	49.407	32	5.838	44.254	47	7.664	43.650	47	9.443	43.829	47	11.255	43.975
47	3.656	50.332	47	6.248	43.739	32	8.207	44.603	32	9.881	43.724	32	11.572	43.854
38	4.171	50.847	31	7.184	43.991	31	8.788	43.838	31	10.474	43.736	31	12.299	43.988
31	4.340	51.016	38	8.377	45.353	38	10.572	44.429	38	13.316	44.794	38	15.921	44.768
2	4.739	51.415	2	8.695	45.103	2	11.205	44.744	2	13.674	44.519	2	16.482	44.971
9	5.098	51.774	9	9.079	45.128	9	11.651	44.806	9	14.396	44.795	9	16.808	44.575
50	5.468	52.144	50	9.930	45.609	50	12.602	44.906	50	15.712	45.160	50	18.653	45.104
37	5.951	52.627	37	10.829	46.025	37	14.198	45.603	37	17.914	45.766	37	21.872	46.121
72	6.189	52.865	72	11.200	46.158	72	14.736	45.770	72	18.538	45.852	72	22.563	46.188
45	6.792	53.468	35	21.320	51.495	45	26.879	47.582	45	31.854	47.025	45	36.389	46.698
35	10.972	57.648	45	21.531	55.886	35	29.816	50.730	35	38.616	50.850			

# SEMSEC Sports Racing & Kit Car Championship - Race B

## RACE 5 - LAP CHART

Lap 6			Lap 7			Lap 8			Lap 9			Lap 10		
No	Behind	Laptime	No	Behind	Laptime	No	Behind	Laptime	No	Behind	Laptime	No	Behind	Laptime
20		42.325	20		41.964	20		42.116	20		41.221	20		40.561
35	1 LAP	51.697	69	7.210	43.209	45	1 LAP	48.030	69	11.240	43.805	69	14.255	43.576
69	5.965	43.099	47	14.158	43.917	69	8.656	43.562	45	1 LAP	48.227	45	1 LAP	47.705
47	12.205	43.275	32	14.799	44.020	47	15.868	43.826	47	18.295	43.648	47	21.459	43.725
32	12.743	43.496	35	1 LAP	50.950	32	16.655	43.972	32	19.272	43.838	32	22.563	43.852
31	13.614	43.640	31	15.339	43.689	31	17.160	43.937	31	19.596	43.657	31	22.980	43.945
38	18.681	45.085	38	21.961	45.244	35	1 LAP	50.347	2	29.913	45.134	2	34.301	44.949
2	19.111	44.954	2	22.246	45.099	2	26.000	45.870	9	30.375	45.194	9	34.626	44.812
9	19.425	44.942	9	22.595	45.134	9	26.402	45.923	50	31.601	45.217	50	36.269	45.229
50	21.201	44.873	50	24.466	45.229	50	27.605	45.255	35	1 LAP	50.730	35	1 LAP	49.929
37	25.669	46.122	37	29.823	46.118	38	32.914	53.069	38	37.390	45.697	38	42.492	45.663
72	26.357	46.119	72	30.548	46.155	37	34.028	46.321	37	38.597	45.790			
45	41.247	47.183				72	35.236	46.804	72	40.036	46.021			

# SEMSEC Sports Racing & Kit Car Championship - Race B

## RACE 5 - LAP CHART

Lap 11			Lap 12			Lap 13			Lap 14			Lap 15		
No	Behind	Laptime	No	Behind	Laptime	No	Behind	Laptime	No	Behind	Laptime	No	Behind	Laptime
20		43.190	20		43.369	20		42.973	20		43.770	20		44.451
37	1 LAP	46.540	38	1 LAP	46.778	38	1 LAP	45.484	50	1 LAP	46.960	2	1 LAP	47.932
72	1 LAP	47.602	37	1 LAP	46.472	37	1 LAP	46.118	38	1 LAP	45.671	50	1 LAP	45.946
69	15.411	44.346	72	1 LAP	46.293	72	1 LAP	46.101	37	1 LAP	46.261	38	1 LAP	45.621
47	22.322	44.053	35	2 LAPS	51.910	35	2 LAPS	50.700	72	1 LAP	46.485	37	1 LAP	46.185
31	23.839	44.049	69	16.496	44.454	69	17.596	44.073	69	19.369	45.543	72	1 LAP	46.452
32	24.534	45.161	47	22.146	43.193	47	23.104	43.931	35	2 LAPS	50.964	69	21.551	46.633
45	1 LAP	49.336	31	24.096	43.626	31	24.878	43.755	47	23.857	44.523	47	23.797	44.391
2	35.927	44.816	32	25.061	43.896	32	26.149	44.061	31	25.076	43.968	31	25.141	44.516
9	36.610	45.174	45	1 LAP	47.768	45	1 LAP	47.481	32	26.461	44.082	32	26.183	44.173
50	38.559	45.480	2	38.039	45.481	2	42.572	47.506	45	1 LAP	47.378	35	2 LAPS	50.935
			9	38.245	45.004							45	1 LAP	47.586
			50	40.997	45.807									

**SEMSEC Saloon & Sports Car Champ & Inter Kit Car Challenge**  
**QUALIFYING - RACE 2 - CLASSIFICATION**

POS	NO	CL	NAME	ENTRY	TIME	ON	LAPS	GAP	DIFF	MPH
1	26	2	<b>Bill RICHARDS</b>	Rover Mini Clubman	<b>45.282</b>	13	14			79.49
2	40	3	<b>Paul BATEMAN</b>	Lotus 211	<b>45.483</b>	12	13	<b>0.201</b>	0.201	79.14
3	72		<b>Scott MAKIN</b>	Sylva Riot	<b>45.750</b>	2	15	<b>0.468</b>	0.267	78.68
4	37		<b>Graham EWINGS</b>	Caterham Roadsport A	<b>45.921</b>	8	9	<b>0.639</b>	0.171	78.39
5	49	4	<b>Steve WATERMAN</b>	Toyota Starlet	<b>46.622</b>	14	14	<b>1.340</b>	0.701	77.21
6	11	3	<b>Steve WEATHERLEY</b>	Ford Sierra Sapphire	<b>46.813</b>	14	14	<b>1.531</b>	0.191	76.89
7	5	4	<b>Gareth SMITH</b>	Toyota Starlet	<b>46.903</b>	11	14	<b>1.621</b>	0.090	76.75
8	96	3	<b>Nigel CRAIG</b>	Ford Escort RS2000	<b>48.061</b>	13	13	<b>2.779</b>	1.158	74.90
9	45		<b>Andy BOURN</b>	Caterham Roadsport	<b>48.200</b>	3	5	<b>2.918</b>	0.139	74.68
10	46	3	<b>Scott BROOKER</b>	Renault Clio Cup	<b>48.407</b>	12	17	<b>3.125</b>	0.207	74.36
11	99	2	<b>Paul TROWBRIDGE</b>	Ginetta G20	<b>48.436</b>	17	17	<b>3.154</b>	0.029	74.32
12	44	1	<b>Richard WATKINSON</b>	Rover Mini	<b>49.182</b>	14	15	<b>3.900</b>	0.746	73.19
13	74	1	<b>Paul BERNAL-RYAN</b>	MG Midget	<b>49.576</b>	5	6	<b>4.294</b>	0.394	72.61
14	48	1	<b>Holly PANTER</b>	MG Midget	<b>50.459</b>	14	16	<b>5.177</b>	0.883	71.34
15	92	4	<b>John CHAPLIN</b>	MGB GT V8	<b>50.672</b>	9	10	<b>5.390</b>	0.213	71.04
16	13	2	<b>Mary GRINHAM</b>	Rover Mini	<b>50.903</b>	14	17	<b>5.621</b>	0.231	70.72
17	27	2	<b>Stuart GIBBONS</b>	Ginetta G20	<b>50.929</b>	10	11	<b>5.647</b>	0.026	70.68
18	24	2	<b>Keith POULTON</b>	Ford Fiesta	<b>51.747</b>	4	7	<b>6.465</b>	0.818	69.56
19	41	2	<b>Kieron LEHANE</b>	Ford Fiesta	<b>54.145</b>	4	5	<b>8.863</b>	2.398	66.48

Weather / Track : Sunny / Dry

These results are provisional until the conclusion of any judicial and technical matters.

Lydden Hill  
 Circuit Length = 1.0000 miles  
 Start: 12:54 End: 13:14

Clerk of Course :		Timekeeper :
-------------------	--	--------------

# SEMSEC Saloon & Sports Car Champ & Inter Kit Car Challenge

## QUALIFYING - RACE 2 - LAP ANALYSIS

<b>5</b>	<b>Gareth SMITH</b>			<b>4 Toyota Starlet</b>			
1 -	57.366	+ 10.463	12:55:25.893	8 -	51.625	+ 4.722	13:08:46.695
2 -	49.610	+ 2.707	12:56:15.503	9 -	47.716	+ 0.813	13:09:34.411
3 -	47.945	+ 1.042	12:57:03.448	10 -	47.006	+ 0.103	13:10:21.417
4 -	47.275	+ 0.372	12:57:50.723	11 -	<b>46.903</b>		<b>13:11:08.320</b>
5 -	46.958	+ 0.055	12:58:37.681	12 -	48.434	+ 1.531	13:11:56.754
6 -	51.095	+ 4.192	12:59:28.776	13 -	47.773	+ 0.870	13:12:44.527
7 -	8:26.294	+ 7:39.391	13:07:55.070	14 -	47.529	+ 0.626	13:13:32.056
<b>11</b>	<b>Steve WEATHERLEY</b>			<b>3 Ford Sierra Sapphire</b>			
1 -	59.703	+ 12.890	12:55:30.331	8 -	50.293	+ 3.480	13:06:31.799
2 -	49.354	+ 2.541	12:56:19.685	9 -	50.548	+ 3.735	13:07:22.347
3 -	48.334	+ 1.521	12:57:08.019	10 -	49.277	+ 2.464	13:08:11.624
4 -	47.661	+ 0.848	12:57:55.680	11 -	47.165	+ 0.352	13:08:58.789
5 -	46.899	+ 0.086	12:58:42.579	12 -	48.165	+ 1.352	13:09:46.954
6 -	48.545	+ 1.732	12:59:31.124	13 -	47.205	+ 0.392	13:10:34.159
7 -	6:10.382	+ 5:23.569	13:05:41.506	14 -	<b>46.813</b>		<b>13:11:20.972</b>
<b>13</b>	<b>Mary GRINHAM</b>			<b>2 Rover Mini</b>			
1 -	57.234	+ 6.331	12:55:34.299	10 -	52.106	+ 1.203	13:08:01.225
2 -	53.907	+ 3.004	12:56:28.206	11 -	52.748	+ 1.845	13:08:53.973
3 -	52.560	+ 1.657	12:57:20.766	12 -	53.491	+ 2.588	13:09:47.464
4 -	51.489	+ 0.586	12:58:12.255	13 -	51.205	+ 0.302	13:10:38.669
5 -	53.021	+ 2.118	12:59:05.276	14 -	<b>50.903</b>		<b>13:11:29.572</b>
6 -	53.257	+ 2.354	12:59:58.533	15 -	52.210	+ 1.307	13:12:21.782
7 -	5:25.708	+ 4:34.805	13:05:24.241	16 -	52.421	+ 1.518	13:13:14.203
8 -	53.544	+ 2.641	13:06:17.785	17 -	52.353	+ 1.450	13:14:06.556
9 -	51.334	+ 0.431	13:07:09.119				
<b>24</b>	<b>Keith POULTON</b>			<b>2 Ford Fiesta</b>			
1 -	1:02.914	+ 11.167	12:55:35.467	5 -	1:05.287	+ 13.540	12:59:19.265
2 -	54.078	+ 2.331	12:56:29.545	6 -	6:06.466	+ 5:14.719	13:05:25.731
3 -	52.686	+ 0.939	12:57:22.231	7 -	53.301	+ 1.554	13:06:19.032
4 -	<b>51.747</b>		<b>12:58:13.978</b>				
<b>26</b>	<b>Bill RICHARDS</b>			<b>2 Rover Mini Clubman</b>			
1 -	1:03.853	+ 18.571	12:55:40.344	8 -	52.058	+ 6.776	13:06:28.981
2 -	51.128	+ 5.846	12:56:31.472	9 -	46.673	+ 1.391	13:07:15.654
3 -	49.441	+ 4.159	12:57:20.913	10 -	45.701	+ 0.419	13:08:01.355
4 -	47.215	+ 1.933	12:58:08.128	11 -	45.938	+ 0.656	13:08:47.293
5 -	46.124	+ 0.842	12:58:54.252	12 -	45.709	+ 0.427	13:09:33.002
6 -	46.349	+ 1.067	12:59:40.601	13 -	<b>45.282</b>		<b>13:10:18.284</b>
7 -	5:56.322	+ 5:11.040	13:05:36.923	14 -	45.633	+ 0.351	13:11:03.917
<b>27</b>	<b>Stuart GIBBONS</b>			<b>2 Ginetta G20</b>			
1 -	1:02.628	+ 11.699	12:55:37.709	7 -	52.685	+ 1.756	13:10:09.048
2 -	53.486	+ 2.557	12:56:31.195	8 -	51.402	+ 0.473	13:11:00.450
3 -	52.900	+ 1.971	12:57:24.095	9 -	51.038	+ 0.109	13:11:51.488
4 -	51.136	+ 0.207	12:58:15.231	10 -	<b>50.929</b>		<b>13:12:42.417</b>
5 -	10:04.618	+ 9:13.689	13:08:19.849	11 -	50.986	+ 0.057	13:13:33.403
6 -	56.514	+ 5.585	13:09:16.363				
<b>37</b>	<b>Graham EWINGS</b>			<b>Caterham Roadsport A</b>			
1 -	47.166	+ 1.245	12:58:02.018	6 -	46.138	+ 0.217	13:06:51.720
2 -	47.162	+ 1.241	12:58:49.180	7 -	46.191	+ 0.270	13:07:37.911
3 -	48.105	+ 2.184	12:59:37.285	8 -	<b>45.921</b>		<b>13:08:23.832</b>
4 -	5:40.961	+ 4:55.040	13:05:18.246	9 -	46.200	+ 0.279	13:09:10.032
5 -	47.336	+ 1.415	13:06:05.582				
<b>40</b>	<b>Paul BATEMAN</b>			<b>3 Lotus 211</b>			
1 -	54.180	+ 8.697	12:55:22.759	8 -	51.873	+ 6.390	13:06:16.759
2 -	45.845	+ 0.362	12:56:08.604	9 -	45.681	+ 0.198	13:07:02.440
3 -	45.624	+ 0.141	12:56:54.228	10 -	45.797	+ 0.314	13:07:48.237

Lydden Hill  
Circuit Length = 1.0000 miles  
Start: 12:54 End: 13:14

Weather / Track : Sunny / Dry

# SEMSEC Saloon & Sports Car Champ & Inter Kit Car Challenge

## QUALIFYING - RACE 2 - LAP ANALYSIS

4 -	45.676	+ 0.193	12:57:39.904	11 -	46.977	+ 1.494	13:08:35.214
5 -	45.686	+ 0.203	12:58:25.590	12 -	<b>45.483</b>		<b>13:09:20.697</b>
6 -	47.561	+ 2.078	12:59:13.151	13 -	45.757	+ 0.274	13:10:06.454
7 -	6:11.735	+ 5:26.252	13:05:24.886				
<b>41</b>	<b>Kieron LEHANE</b>			<b>2</b>	<b>Ford Fiesta</b>		
1 -	1:03.229	+ 9.084	12:55:34.992	4 -	<b>54.145</b>		<b>12:58:21.310</b>
2 -	55.780	+ 1.635	12:56:30.772	5 -	54.913	+ 0.768	12:59:16.223
3 -	56.393	+ 2.248	12:57:27.165				
<b>44</b>	<b>Richard WATKINSON</b>			<b>1</b>	<b>Rover Mini</b>		
1 -	1:03.110	+ 13.928	12:55:45.449	9 -	50.180	+ 0.998	13:08:04.204
2 -	55.278	+ 6.096	12:56:40.727	10 -	50.131	+ 0.949	13:08:54.335
3 -	50.413	+ 1.231	12:57:31.140	11 -	52.153	+ 2.971	13:09:46.488
4 -	51.660	+ 2.478	12:58:22.800	12 -	50.118	+ 0.936	13:10:36.606
5 -	51.415	+ 2.233	12:59:14.215	13 -	49.305	+ 0.123	13:11:25.911
6 -	6:18.055	+ 5:28.873	13:05:32.270	14 -	<b>49.182</b>		<b>13:12:15.093</b>
7 -	52.295	+ 3.113	13:06:24.565	15 -	49.208	+ 0.026	13:13:04.301
8 -	49.459	+ 0.277	13:07:14.024				
<b>45</b>	<b>Andy BOURN</b>			<b>Caterham Roadsport</b>			
1 -	55.575	+ 7.375	12:55:50.962	4 -	48.837	+ 0.637	12:58:16.802
2 -	48.803	+ 0.603	12:56:39.765	5 -	49.159	+ 0.959	12:59:05.961
3 -	<b>48.200</b>		<b>12:57:27.965</b>				
<b>46</b>	<b>Scott BROOKER</b>			<b>3</b>	<b>Renault Clio Cup</b>		
1 -	1:03.903	+ 15.496	12:55:41.963	10 -	48.852	+ 0.445	13:08:04.242
2 -	50.922	+ 2.515	12:56:32.885	11 -	48.597	+ 0.190	13:08:52.839
3 -	50.555	+ 2.148	12:57:23.440	12 -	<b>48.407</b>		<b>13:09:41.246</b>
4 -	49.337	+ 0.930	12:58:12.777	13 -	48.655	+ 0.248	13:10:29.901
5 -	49.168	+ 0.761	12:59:01.945	14 -	48.435	+ 0.028	13:11:18.336
6 -	48.481	+ 0.074	12:59:50.426	15 -	48.765	+ 0.358	13:12:07.101
7 -	5:41.059	+ 4:52.652	13:05:31.485	16 -	48.843	+ 0.436	13:12:55.944
8 -	54.787	+ 6.380	13:06:26.272	17 -	48.602	+ 0.195	13:13:44.546
9 -	49.118	+ 0.711	13:07:15.390				
<b>48</b>	<b>Holly PANTER</b>			<b>1</b>	<b>MG Midget</b>		
1 -	1:04.658	+ 14.199	12:55:44.809	9 -	54.720	+ 4.261	13:08:16.956
2 -	53.862	+ 3.403	12:56:38.671	10 -	50.908	+ 0.449	13:09:07.864
3 -	54.055	+ 3.596	12:57:32.726	11 -	52.864	+ 2.405	13:10:00.728
4 -	51.667	+ 1.208	12:58:24.393	12 -	51.163	+ 0.704	13:10:51.891
5 -	53.753	+ 3.294	12:59:18.146	13 -	50.888	+ 0.429	13:11:42.779
6 -	6:15.445	+ 5:24.986	13:05:33.591	14 -	<b>50.459</b>		<b>13:12:33.238</b>
7 -	56.047	+ 5.588	13:06:29.638	15 -	51.040	+ 0.581	13:13:24.278
8 -	52.598	+ 2.139	13:07:22.236	16 -	50.577	+ 0.118	13:14:14.855
<b>49</b>	<b>Steve WATERMAN</b>			<b>4</b>	<b>Toyota Starlet</b>		
1 -	59.919	+ 13.297	12:55:31.810	8 -	51.717	+ 5.095	13:06:21.003
2 -	49.329	+ 2.707	12:56:21.139	9 -	48.691	+ 2.069	13:07:09.694
3 -	49.191	+ 2.569	12:57:10.330	10 -	49.659	+ 3.037	13:07:59.353
4 -	49.869	+ 3.247	12:58:00.199	11 -	48.016	+ 1.394	13:08:47.369
5 -	49.595	+ 2.973	12:58:49.794	12 -	47.830	+ 1.208	13:09:35.199
6 -	51.274	+ 4.652	12:59:41.068	13 -	47.565	+ 0.943	13:10:22.764
7 -	5:48.218	+ 5:01.596	13:05:29.286	14 -	<b>46.622</b>		<b>13:11:09.386</b>
<b>72</b>	<b>Scott MAKIN</b>			<b>Sylva Riot</b>			
1 -	46.822	+ 1.072	12:57:44.373	9 -	46.698	+ 0.948	13:09:24.654
2 -	<b>45.750</b>		<b>12:58:30.123</b>	10 -	45.974	+ 0.224	13:10:10.628
3 -	51.044	+ 5.294	12:59:21.167	11 -	50.049	+ 4.299	13:11:00.677
4 -	6:05.455	+ 5:19.705	13:05:26.622	12 -	46.377	+ 0.627	13:11:47.054
5 -	51.586	+ 5.836	13:06:18.208	13 -	46.209	+ 0.459	13:12:33.263
6 -	46.816	+ 1.066	13:07:05.024	14 -	46.564	+ 0.814	13:13:19.827
7 -	46.543	+ 0.793	13:07:51.567	15 -	47.201	+ 1.451	13:14:07.028
8 -	46.389	+ 0.639	13:08:37.956				

Lydden Hill  
Circuit Length = 1.0000 miles  
Start: 12:54 End: 13:14

Weather / Track : Sunny / Dry

# SEMSEC Saloon & Sports Car Champ & Inter Kit Car Challenge

## QUALIFYING - RACE 2 - LAP ANALYSIS


<b>74</b>	<b>Paul BERNAL-RYAN</b>		<b>1</b>	<b>MG Midget</b>			
<b>1</b> -	58.019	+ 8.443	12:55:27.560	<b>4</b> -	49.618	+ 0.042	12:57:59.492
<b>2</b> -	51.501	+ 1.925	12:56:19.061	<b>5</b> -	<b>49.576</b>		<b>12:58:49.068</b>
<b>3</b> -	50.813	+ 1.237	12:57:09.874	<b>6</b> -	51.153	+ 1.577	12:59:40.221
<b>92</b>	<b>John CHAPLIN</b>		<b>4</b>	<b>MGB GT V8</b>			
<b>1</b> -	1:04.580	+ 13.908	12:55:43.786	<b>6</b> -	5:57.885	+ 5:07.213	13:05:29.361
<b>2</b> -	53.465	+ 2.793	12:56:37.251	<b>7</b> -	56.321	+ 5.649	13:06:25.682
<b>3</b> -	52.938	+ 2.266	12:57:30.189	<b>8</b> -	52.767	+ 2.095	13:07:18.449
<b>4</b> -	58.457	+ 7.785	12:58:28.646	<b>9</b> -	<b>50.672</b>		<b>13:08:09.121</b>
<b>5</b> -	1:02.830	+ 12.158	12:59:31.476	<b>10</b> -	51.610	+ 0.938	13:09:00.731
<b>96</b>	<b>Nigel CRAIG</b>		<b>3</b>	<b>Ford Escort RS2000</b>			
<b>1</b> -	57.298	+ 9.237	12:55:25.178	<b>8</b> -	50.564	+ 2.503	13:06:10.028
<b>2</b> -	50.813	+ 2.752	12:56:15.991	<b>9</b> -	48.589	+ 0.528	13:06:58.617
<b>3</b> -	51.529	+ 3.468	12:57:07.520	<b>10</b> -	49.281	+ 1.220	13:07:47.898
<b>4</b> -	48.541	+ 0.480	12:57:56.061	<b>11</b> -	48.857	+ 0.796	13:08:36.755
<b>5</b> -	51.081	+ 3.020	12:58:47.142	<b>12</b> -	48.203	+ 0.142	13:09:24.958
<b>6</b> -	48.624	+ 0.563	12:59:35.766	<b>13</b> -	<b>48.061</b>		<b>13:10:13.019</b>
<b>7</b> -	5:43.698	+ 4:55.637	13:05:19.464				
<b>99</b>	<b>Paul TROWBRIDGE</b>		<b>2</b>	<b>Ginetta G20</b>			
<b>1</b> -	1:00.238	+ 11.802	12:55:36.057	<b>10</b> -	49.367	+ 0.931	13:07:49.232
<b>2</b> -	52.410	+ 3.974	12:56:28.467	<b>11</b> -	51.001	+ 2.565	13:08:40.233
<b>3</b> -	50.442	+ 2.006	12:57:18.909	<b>12</b> -	49.139	+ 0.703	13:09:29.372
<b>4</b> -	48.999	+ 0.563	12:58:07.908	<b>13</b> -	48.650	+ 0.214	13:10:18.022
<b>5</b> -	49.173	+ 0.737	12:58:57.081	<b>14</b> -	49.307	+ 0.871	13:11:07.329
<b>6</b> -	50.251	+ 1.815	12:59:47.332	<b>15</b> -	49.443	+ 1.007	13:11:56.772
<b>7</b> -	5:32.569	+ 4:44.133	13:05:19.901	<b>16</b> -	48.945	+ 0.509	13:12:45.717
<b>8</b> -	51.146	+ 2.710	13:06:11.047	<b>17</b> -	<b>48.436</b>		<b>13:13:34.153</b>
<b>9</b> -	48.818	+ 0.382	13:06:59.865				

# SEMSEC Saloon & Sports Car Champ & Inter Kit Car Challenge

## RACE 2 - GRID

ROW 10	54.145 41 Kieron LEHANE	
ROW 9	50.929 27 Stuart GIBBONS	51.747 24 Keith POULTON
ROW 8	50.672 92 John CHAPLIN	50.903 13 Mary GRINHAM
ROW 7	49.576 74 Paul BERNAL-RYAN	50.459 48 Holly PANTER
ROW 6	48.436 99 Paul TROWBRIDGE	49.182 44 Richard WATKINSON
ROW 5	48.200 45 Andy BOURN	48.407 46 Scott BROOKER
ROW 4	46.903 5 Gareth SMITH	48.061 96 Nigel CRAIG
ROW 3	46.622 49 Steve WATERMAN	46.813 11 Steve WEATHERLEY
ROW 2	45.750 72 Scott MAKIN	45.921 37 Graham EWINGS
ROW 1	45.282 26 Bill RICHARDS	45.483 40 Paul BATEMAN

**Pole**



Lydden Hill  
Circuit Length = 1.0000 miles

**These results are provisional until the conclusion of any judicial and technical matters.**

Clerk of Course :		Timekeeper :
-------------------	--	--------------

# SEMSEC Saloon & Sports Car Champ & Inter Kit Car Challenge

## RACE 2 - CLASSIFICATION

POS	NO	CL	NAME	ENTRY	LAPS	TIME	GAP	DIFF	MPH	BEST	ON
1	40	3	Paul BATEMAN	Lotus 211	10	7:46.234			77.21	45.575	4
2	26	2	Bill RICHARDS	Rover Mini Clubman	10	7:46.495	0.261	0.261	77.16	45.419	4
3	11	3	Steve WEATHERLEY	Ford Sierra Sapphire	10	7:59.939	13.705	13.444	75.00	46.807	3
4	45		Andy BOURN	Caterham Roadsport	10	8:02.253	16.019	2.314	74.64	46.943	4
5	49	4	Steve WATERMAN	Toyota Starlet	10	8:05.839	19.605	3.586	74.09	47.142	8
6	96	3	Nigel CRAIG	Ford Escort RS2000	10	8:05.863	19.629	0.024	74.09	47.299	8
7	37		Graham EWINGS	Caterham Roadsport A	10	8:07.881	21.647	2.018	73.78	45.833	7
8	46	3	Scott BROOKER	Renault Clio Cup	10	8:15.147	28.913	7.266	72.70	48.304	3
9	72		Scott MAKIN	Sylva Riot	10	8:16.623	30.389	1.476	72.48	45.892	2
10	13	2	Mary GRINHAM	Rover Mini	10	8:25.994	39.760	9.371	71.14	49.103	10
11	99	2	Paul TROWBRIDGE	Ginetta G20	10	8:26.607	40.373	0.613	71.05	49.071	3
12	74	1	Paul BERNAL-RYAN	MG Midget	10	8:27.087	40.853	0.480	70.99	49.085	6
13	44	1	Richard WATKINSON	Rover Mini	10	8:28.033	41.799	0.946	70.85	48.674	4
14	48	1	Holly PANTER	MG Midget	10	8:35.511	49.277	7.478	69.83	50.052	5
15	24	2	Keith POULTON	Ford Fiesta	9	7:53.512	1 lap	1 lap	68.42	51.071	6
16	27	2	Stuart GIBBONS	Ginetta G20	9	8:04.008	1 lap	10.496	66.93	51.133	7
17	41	2	Kieron LEHANE	Ford Fiesta	9	8:17.349	1 lap	13.341	65.14	54.018	4

### NOT CLASSIFIED

DNF	92	4	John CHAPLIN	MGB GT V8	5	4:26.585	5 laps	4 laps	67.51	51.042	4
DQ	5	4	Gareth SMITH	Toyota Starlet	10	8:02.130	15.896	0.000	74.66	46.948	4

### FASTEST LAP

26	2	Bill RICHARDS	Rover Mini Clubman	4	45.419	79.25 mph	127.55 kph
40	3	Paul BATEMAN	Lotus 211	4	45.575	78.98 mph	127.11 kph
37		Graham EWINGS	Caterham Roadsport A	7	45.833	78.54 mph	126.40 kph
5	4	Gareth SMITH	Toyota Starlet	4	46.948	76.67 mph	123.40 kph
44	1	Richard WATKINSON	Rover Mini	4	48.674	73.95 mph	119.02 kph

Car No. 5 not classified - not running at red flag

Weather / Track : Sunny / Dry

These results are provisional until the conclusion of any judicial and technical matters.

Lydden Hill  
Circuit Length = 1.0000 miles  
Start: 14:46 End: 14:57

Clerk of Course :		Timekeeper :
-------------------	--	--------------

# SEMSEC Saloon & Sports Car Champ & Inter Kit Car Challenge

## RACE 2 - LAP CHART

Lap 1			Lap 2			Lap 3			Lap 4			Lap 5		
No	Behind	Laptime	No	Behind	Laptime	No	Behind	Laptime	No	Behind	Laptime	No	Behind	Laptime
40		49.142	40		45.926	40		46.059	40		45.575	40		46.080
72	0.332	49.474	72	0.298	45.892	26	0.643	45.901	26	0.487	45.419	26	0.329	45.922
26	1.180	50.322	26	0.801	45.547	5	7.328	47.809	5	8.701	46.948	5	9.869	47.248
37	1.930	51.072	5	5.578	48.631	45	7.601	47.566	45	8.969	46.943	11	10.480	47.088
5	2.873	52.015	45	6.094	48.696	11	8.027	46.807	11	9.472	47.020	45	10.892	48.003
45	3.324	52.466	11	7.279	49.242	96	11.680	47.846	96	13.848	47.743	96	15.140	47.372
11	3.963	53.105	96	9.893	50.176	49	12.180	47.967	49	14.304	47.699	49	16.162	47.938
49	5.373	54.515	49	10.272	50.825	46	13.356	48.304	46	16.303	48.522	46	18.970	48.747
96	5.643	54.785	46	11.111	51.166	13	15.266	49.242	13	19.311	49.620	13	23.345	50.114
46	5.871	55.013	13	12.083	50.900	74	15.997	49.370	74	20.006	49.584	99	23.649	49.574
99	6.479	55.621	74	12.686	51.086	99	16.247	49.071	99	20.155	49.483	37	23.857	46.415
13	7.109	56.251	99	13.235	52.682	48	18.644	50.519	48	23.291	50.222	74	24.851	50.925
74	7.526	56.668	48	14.184	52.213	44	21.172	50.637	37	23.522	46.879	48	27.263	50.052
48	7.897	57.039	92	16.290	52.656	37	22.218	46.626	44	24.271	48.674	44	27.717	49.526
92	9.560	58.702	44	16.594	52.143	92	22.973	52.742	92	28.440	51.042	72	28.953	45.966
44	10.377	59.519	24	17.422	51.905	24	23.359	51.996	24	28.933	51.149	92	33.803	51.443
24	11.443	1:00.585	41	20.972	54.333	72	28.225	1:13.986	72	29.067	46.417	24	34.325	51.472
41	12.565	1:01.707	27	21.380	54.286	41	28.932	54.019	41	37.375	54.018	27	43.824	51.985
27	13.020	1:02.162	37	21.651	1:05.647	27	29.404	54.083	27	37.919	54.090	41	45.532	54.237

Car No. 5 not classified - not running at red flag

Weather / Track : Sunny / Dry

www.tsl-timing.com

Lydden Hill  
Circuit Length = 1.0000 miles  
Start: 14:46 End: 14:57

# SEMSEC Saloon & Sports Car Champ & Inter Kit Car Challenge

## RACE 2 - LAP CHART

Lap 6			Lap 7			Lap 8			Lap 9			Lap 10		
No	Behind	Laptime	No	Behind	Laptime	No	Behind	Laptime	No	Behind	Laptime	No	Behind	Laptime
40		46.076	40		47.781	40		46.393	40		47.013	40		46.189
26	0.249	45.996	26	0.210	47.742	26	0.206	46.389	26	0.278	47.085	26	0.261	46.172
11	11.695	47.291	27	1 LAP	52.009	27	1 LAP	51.133	24	1 LAP	52.438	24	1 LAP	51.120
5	11.965	48.172	41	1 LAP	54.291	11	11.938	47.025	27	1 LAP	51.418	11	13.705	47.404
45	12.123	47.307	11	11.306	47.392	5	13.047	47.179	11	12.490	47.565	5	15.896	48.322
96	16.684	47.620	5	12.261	48.077	45	13.961	47.883	5	13.763	47.729	45	16.019	47.947
49	17.379	47.293	45	12.471	48.129	41	1 LAP	55.916	45	14.261	47.313	27	1 LAP	52.842
46	21.408	48.514	96	16.500	47.597	96	17.406	47.299	96	17.837	47.444	49	19.605	47.306
37	24.636	46.855	49	17.257	47.659	49	18.006	47.142	49	18.488	47.495	96	19.629	47.981
13	27.231	49.962	46	22.186	48.559	37	22.938	46.643	37	21.959	46.034	37	21.647	45.877
99	27.494	49.921	37	22.688	45.833	46	24.657	48.864	41	1 LAP	54.663	46	28.913	48.791
74	27.860	49.085	13	30.085	50.635	72	31.397	47.273	46	26.311	48.667	72	30.389	46.129
72	29.806	46.929	99	30.379	50.666	13	34.081	50.389	72	30.449	46.065	41	1 LAP	54.165
44	32.197	50.556	72	30.517	48.492	99	34.339	50.353	13	36.846	49.778	13	39.760	49.103
48	32.933	51.746	74	31.056	50.977	74	34.872	50.209	99	37.155	49.829	99	40.373	49.407
24	39.320	51.071	44	33.455	49.039	44	36.183	49.121	74	37.541	49.682	74	40.853	49.501
			48	35.492	50.340	48	39.498	50.399	44	38.862	49.692	44	41.799	49.126
			24	43.315	51.776				48	43.101	50.616	48	49.277	52.365

Car No. 5 not classified - not running at red flag


Weather / Track : Sunny / Dry

www.tsl-timing.com

Lydden Hill  
Circuit Length = 1.0000 miles  
Start: 14:46 End: 14:57

# SEMSEC Saloon & Sports Car Championship

## RACE 6 - GRID

ROW 8	92   John CHAPLIN	5   Gareth SMITH
ROW 7	27   Stuart GIBBONS	41   Kieron LEHANE
ROW 6	48   Holly PANTER	24   Keith POULTON
ROW 5	74   Paul BERNAL-RYAN	44   Richard WATKINSON
ROW 4	13   Mary GRINHAM	99   Paul TROWBRIDGE
ROW 3	96   Nigel CRAIG	46   Scott BROOKER
ROW 2	11   Steve WEATHERLEY	49   Steve WATERMAN
ROW 1	40   Paul BATEMAN	26   Bill RICHARDS
<b>Pole</b>		
		

Lydden Hill  
Circuit Length = 1.0000 miles

**These results are provisional until the conclusion of any judicial and technical matters.**

Clerk of Course :		Timekeeper :

# SEMSEC Saloon & Sports Car Championship

## RACE 6 - CLASSIFICATION

POS	NO	CL	NAME	ENTRY	LAPS	TIME	GAP	DIFF	MPH	BEST	ON
1	40	3	Paul BATEMAN	Lotus 211	15	11:36.131			77.56	45.710	2
2	26	2	Bill RICHARDS	Rover Mini Clubman	15	11:36.380	0.249	0.249	77.54	45.639	8
3	11	3	Steve WEATHERLEY	Ford Sierra Sapphire	15	11:54.298	18.167	17.918	75.59	46.385	5
4	49	4	Steve WATERMAN	Toyota Starlet	15	11:55.803	19.672	1.505	75.43	46.829	10
5	96	3	Nigel CRAIG	Ford Escort RS2000	15	12:05.028	28.897	9.225	74.47	47.434	9
6	46	3	Scott BROOKER	Renault Clio Cup	15	12:19.621	43.490	14.593	73.00	48.585	5
7	13	2	Mary GRINHAM	Rover Mini	15	12:20.514	44.383	0.893	72.92	48.416	9
8	99	2	Paul TROWBRIDGE	Ginetta G20	15	12:21.343	45.212	0.829	72.83	48.273	3
9	44	1	Richard WATKINSON	Rover Mini	14	11:53.440	1 lap	1 lap	70.64	49.380	2
10	48	1	Holly PANTER	MG Midget	14	11:56.962	1 lap	3.522	70.29	49.963	3
11	27	2	Stuart GIBBONS	Ginetta G20	14	11:57.456	1 lap	0.494	70.24	49.985	5
12	92	4	John CHAPLIN	MGB GT V8	13	11:42.851	2 laps	1 lap	66.58	52.032	5
13	41	2	Kieron LEHANE	Ford Fiesta	13	11:56.753	2 laps	13.902	65.29	54.041	5
14	24	2	Keith POULTON	Ford Fiesta	13	12:18.101	2 laps	21.348	63.40	50.545	2

### FASTEST LAP

26	2	Bill RICHARDS	Rover Mini Clubman	8	45.639	78.87 mph	126.94 kph
40	3	Paul BATEMAN	Lotus 211	2	45.710	78.75 mph	126.74 kph
49	4	Steve WATERMAN	Toyota Starlet	10	46.829	76.87 mph	123.71 kph
44	1	Richard WATKINSON	Rover Mini	2	49.380	72.90 mph	117.32 kph

Weather / Track : Sunny / Dry

These results are provisional until the conclusion of any judicial and technical matters.

Lydden Hill  
Circuit Length = 1.0000 miles  
Start: 15:46 End: 15:58

Clerk of Course :

Timekeeper :

# SEMSEC Saloon & Sports Car Championship

## RACE 6 - LAP CHART

Lap 1			Lap 2			Lap 3			Lap 4			Lap 5		
No	Behind	Laptime	No	Behind	Laptime	No	Behind	Laptime	No	Behind	Laptime	No	Behind	Laptime
40		49.610	40		45.710	40		45.825	40		45.857	40		46.126
26	2.584	52.194	26	3.145	46.271	26	3.414	46.094	26	3.348	45.791	26	2.983	45.761
96	3.036	52.646	96	4.835	47.509	49	6.810	47.351	49	8.108	47.155	11	9.231	46.385
49	3.528	53.138	49	5.284	47.466	11	8.014	47.054	11	8.972	46.815	49	9.731	47.749
13	4.545	54.155	11	6.785	47.235	96	8.029	49.019	96	9.848	47.676	96	11.177	47.455
46	4.874	54.484	13	7.380	48.545	13	10.646	49.091	46	14.109	48.959	46	16.568	48.585
11	5.260	54.870	46	7.817	48.653	46	11.007	49.015	13	14.876	50.087	13	17.699	48.949
99	6.738	56.348	99	9.845	48.817	99	12.293	48.273	99	15.097	48.661	99	18.298	49.327
44	7.445	57.055	44	11.115	49.380	44	14.687	49.397	44	18.952	50.122	44	22.679	49.853
48	7.791	57.401	48	12.069	49.988	48	16.207	49.963	48	21.128	50.778	48	25.617	50.615
24	8.739	58.349	24	13.574	50.545	27	19.377	50.645	27	23.544	50.024	27	27.403	49.985
27	9.651	59.261	27	14.557	50.616	24	21.124	53.375	24	31.257	55.990	24	42.172	57.041
41	11.720	1:01.330	41	20.371	54.361	41	28.849	54.303	92	36.976	53.673	92	42.882	52.032
92	12.750	1:02.360	92	20.703	53.663	92	29.160	54.282	41	37.497	54.505	41	45.412	54.041

# SEMSEC Saloon & Sports Car Championship

## RACE 6 - LAP CHART

Lap 6			Lap 7			Lap 8			Lap 9			Lap 10		
No	Behind	Laptime	No	Behind	Laptime	No	Behind	Laptime	No	Behind	Laptime	No	Behind	Laptime
40		46.072	40		46.481	40		45.890	40		46.027	40		45.931
26	2.632	45.721	26	2.098	45.947	26	1.847	45.639	26	1.506	45.686	26	1.287	45.712
11	9.876	46.717	92	1 LAP	55.554	11	11.441	47.392	11	12.448	47.034	11	13.256	46.739
49	10.864	47.205	41	1 LAP	54.614	49	13.068	47.571	49	14.518	47.477	49	15.416	46.829
96	13.770	48.665	24	1 LAP	59.347	92	1 LAP	53.593	96	18.170	47.434	96	20.089	47.850
46	19.176	48.680	11	9.939	46.544	41	1 LAP	54.638	92	1 LAP	52.738	92	1 LAP	52.636
13	20.523	48.896	49	11.387	47.004	96	16.763	47.817	41	1 LAP	54.295	46	30.285	49.013
99	20.848	48.622	96	14.836	47.547	24	1 LAP	1:00.394	46	27.203	48.902	13	30.959	48.728
44	27.412	50.805	46	21.444	48.749	46	24.328	48.774	13	28.162	48.416	99	31.775	48.466
48	30.414	50.869	13	22.746	48.704	13	25.773	48.917	99	29.240	48.929	41	1 LAP	56.210
27	31.714	50.383	99	23.362	48.995	99	26.338	48.866	24	1 LAP	59.688	44	46.190	51.031
			44	32.473	51.542	44	36.924	50.341	44	41.090	50.193			
			48	34.362	50.429	48	39.060	50.588	48	43.156	50.123			
			27	35.709	50.476	27	40.111	50.292	27	44.243	50.159			

# SEMSEC Saloon & Sports Car Championship

## RACE 6 - LAP CHART

Lap 11			Lap 12			Lap 13			Lap 14			Lap 15		
No	Behind	Laptime	No	Behind	Laptime	No	Behind	Laptime	No	Behind	Laptime	No	Behind	Laptime
40		46.690	40		46.359	40		47.003	40		46.240	40		46.310
26	0.584	45.987	26	0.187	45.962	26	0.193	47.009	26	0.392	46.439	26	0.249	46.167
24	2 LAPS	58.243	44	1 LAP	51.100	41	2 LAPS	54.936	41	2 LAPS	54.593	92	2 LAPS	53.289
48	1 LAP	52.318	48	1 LAP	50.623	44	1 LAP	50.633	44	1 LAP	50.998	44	1 LAP	50.990
27	1 LAP	51.712	27	1 LAP	51.142	48	1 LAP	50.499	48	1 LAP	51.180	11	18.167	48.564
11	13.535	46.969	24	2 LAPS	56.924	27	1 LAP	50.333	11	15.913	47.570	49	19.672	47.368
49	16.079	47.353	11	14.299	47.123	11	14.583	47.287	27	1 LAP	51.375	41	2 LAPS	54.715
96	21.298	47.899	49	17.182	47.462	49	17.435	47.256	49	18.614	47.419	48	1 LAP	51.588
46	33.258	49.663	96	23.220	48.281	24	2 LAPS	56.416	96	25.321	47.605	27	1 LAP	51.053
13	33.507	49.238	46	36.099	49.200	96	23.956	47.739	24	2 LAPS	55.986	96	28.897	49.886
92	1 LAP	53.211	13	36.581	49.433	46	38.113	49.017	46	40.621	48.748	24	2 LAPS	55.803
99	33.782	48.697	99	36.950	49.527	13	38.621	49.043	13	41.110	48.729	46	43.490	49.179
41	1 LAP	54.212	92	1 LAP	53.200	99	38.935	48.988	99	41.475	48.780	13	44.383	49.583
						92	1 LAP	52.620				99	45.212	50.047

# South East Sports & Saloon Car Challenge

## QUALIFYING - RACE 7 - CLASSIFICATION

POS	NO	CL	NAME	ENTRY	TIME	ON	LAPS	GAP	DIFF	MPH
1	20	A	Mark BURTON	Jade Trackstar	40.281	4	5			89.36
2	69	D	Merrick LINNETT	Caterham C500	41.823	6	8	1.542	1.542	86.07
3	58	B	Charles HARVEY-KELLY	Radical SR4	41.851	9	9	1.570	0.028	86.01
4	34	D	Nigel BENT	Caterham CSR 260	42.183	6	7	1.902	0.332	85.34
5	31	D	Paul GIBB	Caterham HPC	43.810	4	11	3.529	1.627	82.17
6	9	D	Bruce WILSON	Caterham CSR Superlight	43.857	8	16	3.576	0.047	82.08
7	38	D	Mark BISHOP	Caterham Seven	44.511	6	13	4.230	0.654	80.87
8	47	D	Kevin HOWELL	Caterham R500	44.521	4	11	4.240	0.010	80.85
9	50	D	Nick COLE	Caterham Roadsport	44.802	14	14	4.521	0.281	80.35
10	2	D	Bill HAILSTONE	Caterham C400	45.238	8	8	4.957	0.436	79.57
11	35	E	Colin BRIDGLAND	Caterham Seven	50.752	16	16	10.471	5.514	70.93

Weather / Track : Sunny / Dry

These results are provisional until the conclusion of any judicial and technical matters.

Lydden Hill  
 Circuit Length = 1.0000 miles  
 Start: 13:19 End: 13:35

Clerk of Course :		Timekeeper :
-------------------	--	--------------

## South East Sports & Saloon Car Challenge

### QUALIFYING - RACE 7 - LAP ANALYSIS

<b>2</b>	<b>Bill HAILSTONE</b>		D Caterham C400				
1 -	57.529	+ 12.291	13:21:39.744	5 -	45.511	+ 0.273	13:24:54.466
2 -	54.757	+ 9.519	13:22:34.501	6 -	45.365	+ 0.127	13:25:39.831
3 -	48.231	+ 2.993	13:23:22.732	7 -	46.125	+ 0.887	13:26:25.956
4 -	46.223	+ 0.985	13:24:08.955	8 -	<b>45.238</b>		<b>13:27:11.194</b>
<b>9</b>	<b>Bruce WILSON</b>		D Caterham CSR Superlight				
1 -	48.133	+ 4.276	13:21:17.368	9 -	44.678	+ 0.821	13:27:14.141
2 -	45.890	+ 2.033	13:22:03.258	10 -	44.096	+ 0.239	13:27:58.237
3 -	44.777	+ 0.920	13:22:48.035	11 -	44.283	+ 0.426	13:28:42.520
4 -	44.495	+ 0.638	13:23:32.530	12 -	44.390	+ 0.533	13:29:26.910
5 -	44.420	+ 0.563	13:24:16.950	13 -	44.178	+ 0.321	13:30:11.088
6 -	44.468	+ 0.611	13:25:01.418	14 -	44.105	+ 0.248	13:30:55.193
7 -	44.188	+ 0.331	13:25:45.606	15 -	51.183	+ 7.326	13:31:46.376
8 -	<b>43.857</b>		<b>13:26:29.463</b>	16 -	44.644	+ 0.787	13:32:31.020
<b>20</b>	<b>Mark BURTON</b>		A Jade Trackstar				
1 -	50.588	+ 10.307	13:21:00.101	4 -	<b>40.281</b>		<b>13:23:03.592</b>
2 -	42.529	+ 2.248	13:21:42.630	5 -	40.594	+ 0.313	13:23:44.186
3 -	40.681	+ 0.400	13:22:23.311				
<b>31</b>	<b>Paul GIBB</b>		D Caterham HPC				
1 -	49.911	+ 6.101	13:21:13.974	7 -	43.878	+ 0.068	13:25:40.207
2 -	45.626	+ 1.816	13:21:59.600	8 -	44.310	+ 0.500	13:26:24.517
3 -	44.536	+ 0.726	13:22:44.136	9 -	44.834	+ 1.024	13:27:09.351
4 -	<b>43.810</b>		<b>13:23:27.946</b>	10 -	44.432	+ 0.622	13:27:53.783
5 -	44.474	+ 0.664	13:24:12.420	11 -	44.256	+ 0.446	13:28:38.039
6 -	43.909	+ 0.099	13:24:56.329				
<b>34</b>	<b>Nigel BENT</b>		D Caterham CSR 260				
1 -	51.571	+ 9.388	13:21:06.850	5 -	42.530	+ 0.347	13:24:00.372
2 -	44.266	+ 2.083	13:21:51.116	6 -	<b>42.183</b>		<b>13:24:42.555</b>
3 -	43.826	+ 1.643	13:22:34.942	7 -	43.699	+ 1.516	13:25:26.254
4 -	42.900	+ 0.717	13:23:17.842				
<b>35</b>	<b>Colin BRIDGLAND</b>		E Caterham Seven				
1 -	53.899	+ 3.147	13:21:06.214	9 -	51.910	+ 1.158	13:28:01.333
2 -	52.871	+ 2.119	13:21:59.085	10 -	51.517	+ 0.765	13:28:52.850
3 -	52.332	+ 1.580	13:22:51.417	11 -	51.116	+ 0.364	13:29:43.966
4 -	51.986	+ 1.234	13:23:43.403	12 -	50.961	+ 0.209	13:30:34.927
5 -	51.711	+ 0.959	13:24:35.114	13 -	51.154	+ 0.402	13:31:26.081
6 -	52.038	+ 1.286	13:25:27.152	14 -	50.891	+ 0.139	13:32:16.972
7 -	51.095	+ 0.343	13:26:18.247	15 -	50.832	+ 0.080	13:33:07.804
8 -	51.176	+ 0.424	13:27:09.423	16 -	<b>50.752</b>		<b>13:33:58.556</b>
<b>38</b>	<b>Mark BISHOP</b>		D Caterham Seven				
1 -	50.993	+ 6.482	13:21:01.290	8 -	44.560	+ 0.049	13:26:17.139
2 -	45.633	+ 1.122	13:21:46.923	9 -	44.982	+ 0.471	13:27:02.121
3 -	45.626	+ 1.115	13:22:32.549	10 -	44.891	+ 0.380	13:27:47.012
4 -	45.149	+ 0.638	13:23:17.698	11 -	45.055	+ 0.544	13:28:32.067
5 -	45.690	+ 1.179	13:24:03.388	12 -	45.093	+ 0.582	13:29:17.160
6 -	<b>44.511</b>		<b>13:24:47.899</b>	13 -	44.690	+ 0.179	13:30:01.850
7 -	44.680	+ 0.169	13:25:32.579				
<b>47</b>	<b>Kevin HOWELL</b>		D Caterham R500				
1 -	47.426	+ 2.905	13:21:07.788	7 -	45.388	+ 0.867	13:25:39.498
2 -	45.556	+ 1.035	13:21:53.344	8 -	45.265	+ 0.744	13:26:24.763
3 -	45.666	+ 1.145	13:22:39.010	9 -	45.465	+ 0.944	13:27:10.228
4 -	<b>44.521</b>		<b>13:23:23.531</b>	10 -	44.719	+ 0.198	13:27:54.947
5 -	44.899	+ 0.378	13:24:08.430	11 -	45.209	+ 0.688	13:28:40.156
6 -	45.680	+ 1.159	13:24:54.110				

Lydden Hill  
Circuit Length = 1.0000 miles  
Start: 13:19 End: 13:35

Weather / Track : Sunny / Dry


## South East Sports & Saloon Car Challenge

### QUALIFYING - RACE 7 - LAP ANALYSIS

<b>50</b>	<b>Nick COLE</b>		<b>D Caterham Roadsport</b>				
1 -	54.709	+ 9.907	13:21:07.562	8 -	45.172	+ 0.370	13:26:28.695
2 -	49.059	+ 4.257	13:21:56.621	9 -	46.249	+ 1.447	13:27:14.944
3 -	45.626	+ 0.824	13:22:42.247	10 -	45.397	+ 0.595	13:28:00.341
4 -	44.964	+ 0.162	13:23:27.211	11 -	45.132	+ 0.330	13:28:45.473
5 -	45.876	+ 1.074	13:24:13.087	12 -	45.212	+ 0.410	13:29:30.685
6 -	44.972	+ 0.170	13:24:58.059	13 -	44.894	+ 0.092	13:30:15.579
7 -	45.464	+ 0.662	13:25:43.523	14 -	<b>44.802</b>		<b>13:31:00.381</b>
<b>58</b>	<b>Charles HARVEY-KELLY</b>		<b>B Radical SR4</b>				
1 -	46.727	+ 4.876	13:20:54.130	6 -	42.336	+ 0.485	13:24:25.611
2 -	42.373	+ 0.522	13:21:36.503	7 -	42.013	+ 0.162	13:25:07.624
3 -	42.142	+ 0.291	13:22:18.645	8 -	42.334	+ 0.483	13:25:49.958
4 -	42.384	+ 0.533	13:23:01.029	9 -	<b>41.851</b>		<b>13:26:31.809</b>
5 -	42.246	+ 0.395	13:23:43.275				
<b>69</b>	<b>Merrick LINNETT</b>		<b>D Caterham C500</b>				
1 -	50.647	+ 8.824	13:21:01.889	5 -	42.197	+ 0.374	13:24:01.399
2 -	46.012	+ 4.189	13:21:47.901	6 -	<b>41.823</b>		<b>13:24:43.222</b>
3 -	47.049	+ 5.226	13:22:34.950	7 -	42.862	+ 1.039	13:25:26.084
4 -	44.252	+ 2.429	13:23:19.202	8 -	42.363	+ 0.540	13:26:08.447

# South East Sports & Saloon Car Challenge

## RACE 7 - GRID

ROW 6	50.752 35 Colin BRIDGLAND	
ROW 5	44.802 50 Nick COLE	45.238 2 Bill HAILSTONE
ROW 4	44.511 38 Mark BISHOP	44.521 47 Kevin HOWELL
ROW 3	43.810 31 Paul GIBB	43.857 9 Bruce WILSON
ROW 2	41.851 58 Charles HARVEY-KELLY	42.183 34 Nigel BENT
ROW 1	40.281 20 Mark BURTON	41.823 69 Merrick LINNETT
<b>Pole</b>		
		

Lydden Hill  
Circuit Length = 1.0000 miles

**These results are provisional until the conclusion of any judicial and technical matters.**

Clerk of Course :		Timekeeper :
-------------------	--	--------------

# South East Sports & Saloon Car Challenge

## RACE 7 - CLASSIFICATION

POS	NO	CL	NAME	ENTRY	LAPS	TIME	GAP	DIFF	MPH	BEST	ON
1	20	A	Mark BURTON	Jade Trackstar	15	10:40.811			84.26	41.008	4
2	58	B	Charles HARVEY-KELLY	Radical SR4	15	10:49.453	8.642	8.642	83.14	42.566	3
3	31	D	Paul GIBB	Caterham HPC	15	11:14.494	33.683	25.041	80.05	44.379	3
4	2	D	Bill HAILSTONE	Caterham C400	14	10:40.824	1 lap	1 lap	78.64	44.620	6
5	38	D	Mark BISHOP	Caterham Seven	14	10:40.832	1 lap	0.008	78.64	45.095	9
6	50	D	Nick COLE	Caterham Roadsport	14	10:46.423	1 lap	5.591	77.96	45.303	3
7	35	E	Colin BRIDGLAND	Caterham Seven	13	11:06.631	2 laps	1 lap	70.20	50.216	12

NOT CLASSIFIED

DNF 69 D Merrick LINNETT Caterham C500

0

FASTEST LAP

20	A	Mark BURTON	Jade Trackstar	4	41.008	87.78 mph	141.27 kph
58	B	Charles HARVEY-KELLY	Radical SR4	3	42.566	84.57 mph	136.10 kph
31	D	Paul GIBB	Caterham HPC	3	44.379	81.11 mph	130.54 kph
35	E	Colin BRIDGLAND	Caterham Seven	12	50.216	71.68 mph	115.37 kph

Weather / Track : Sunny / Dry

These results are provisional until the conclusion of any judicial and technical matters.

Lydden Hill  
 Circuit Length = 1.0000 miles  
 Start: 16:06 End: 16:19

Clerk of Course :

Timekeeper :

# South East Sports & Saloon Car Challenge

## RACE 7 - LAP CHART

Lap 1			Lap 2			Lap 3			Lap 4			Lap 5		
No	Behind	Laptime	No	Behind	Laptime	No	Behind	Laptime	No	Behind	Laptime	No	Behind	Laptime
20		46.336	20		41.173	20		41.426	20		41.008	20		42.498
58	1.097	47.433	58	3.113	43.189	58	4.253	42.566	58	6.296	43.051	58	6.524	42.726
31	3.237	49.573	31	6.610	44.546	31	9.563	44.379	31	12.999	44.444	31	15.601	45.100
38	4.555	50.891	38	8.529	45.147	38	12.224	45.121	38	16.354	45.138	38	19.247	45.391
2	5.874	52.210	2	9.966	45.265	2	13.295	44.755	2	17.187	44.900	2	20.012	45.323
50	6.072	52.408	50	10.709	45.810	50	14.586	45.303	50	18.932	45.354	50	22.104	45.670
35	11.534	57.870	35	21.236	50.875	35	30.300	50.490	35	40.145	50.853			

# South East Sports & Saloon Car Challenge

## RACE 7 - LAP CHART

Lap 6			Lap 7			Lap 8			Lap 9			Lap 10		
No	Behind	Laptime	No	Behind	Laptime	No	Behind	Laptime	No	Behind	Laptime	No	Behind	Laptime
20		46.310	20		41.983	20		41.478	20		41.733	20		41.524
35	1 LAP	51.628	58	4.003	42.609	58	5.434	42.909	58	6.875	43.174	58	8.261	42.910
58	3.377	43.163	35	1 LAP	50.503	31	19.470	44.518	31	22.374	44.637	31	25.361	44.511
31	13.671	44.380	31	16.430	44.742	35	1 LAP	50.592	38	28.798	45.095	38	32.596	45.322
38	18.094	45.157	38	21.590	45.479	38	25.436	45.324	2	29.346	45.447	2	32.916	45.094
2	18.322	44.620	2	21.879	45.540	2	25.632	45.231	35	1 LAP	51.183	50	37.279	45.576
50	21.357	45.563	50	25.165	45.791	50	29.404	45.717	50	33.227	45.556	35	1 LAP	50.507

# South East Sports & Saloon Car Challenge

## RACE 7 - LAP CHART

Lap 11			Lap 12			Lap 13			Lap 14			Lap 15		
No	Behind	Laptime	No	Behind	Laptime	No	Behind	Laptime	No	Behind	Laptime	No	Behind	Laptime
20		41.148	20		42.290	20		41.565	20		42.778	20		47.561
58	10.061	42.948	35	2 LAPS	50.302	50	1 LAP	46.487	38	1 LAP	45.777	2	1 LAP	45.769
31	28.884	44.671	58	10.720	42.949	58	12.834	43.679	2	1 LAP	45.785	38	1 LAP	46.060
38	36.978	45.530	31	31.339	44.745	35	2 LAPS	51.069	50	1 LAP	45.911	50	1 LAP	45.603
2	37.302	45.534	38	40.088	45.400	31	34.716	44.942	58	13.308	43.252	58	8.642	42.895
50	41.805	45.674	2	40.363	45.351				35	2 LAPS	50.216	35	2 LAPS	50.543
									31	36.767	44.829	31	33.683	44.477

# SEMSEC Open Single Seater Championship

## QUALIFYING - RACE 4 - CLASSIFICATION

POS	NO	CL	NAME	ENTRY	TIME	ON	LAPS	GAP	DIFF	MPH
1	18	A	John LORD	Jedi Mk6	40.245	4	16			89.44
2	7	E	John OXBORROW	Ox 7/09 2.0S	41.832	11	13	1.587	1.587	86.05
3	13	E	Christopher CHANDLER	Reynard 893	42.544	13	13	2.299	0.712	84.61
4	36	D	Christopher SPENCER	Reynard Formula Vauxhall Lotus	43.097	6	20	2.852	0.553	83.53
5	17	B	Dan de ZILLE	Mygale FF1600	43.403	15	21	3.158	0.306	82.94
6	11	D	Chris SCOTT	Alpa FR94	44.025	17	17	3.780	0.622	81.76
7	24	C	Matt HAYES	Jamun M97Z	44.500	6	10	4.255	0.475	80.89
8	51	B	Colin JOHNSON	Reynard RF89	45.432	18	18	5.187	0.932	79.23
9	4	E	Phil SLATE	Reynard 883	46.227	18	18	5.982	0.795	77.87
10	19	B	Innes HICKMAN	Van Diemen RF89	47.098	6	8	6.853	0.871	76.43
11	78	B	Gaz OJJEH	Jamun T2	47.451	19	19	7.206	0.353	75.86

Weather / Track : Sunny / Dry

These results are provisional until the conclusion of any judicial and technical matters.

Lydden Hill  
 Circuit Length = 1.0000 miles  
 Start: 13:38 End: 13:54

Clerk of Course :		Timekeeper :
-------------------	--	--------------

# SEMSEC Open Single Seater Championship

## QUALIFYING - RACE 4 - LAP ANALYSIS

<b>4</b>	<b>Phil SLATE</b>		<b>E Reynard 883</b>				
1 -	56.325	+ 10.098	13:40:12.822	10 -	48.268	+ 2.041	13:47:47.486
2 -	50.977	+ 4.750	13:41:03.799	11 -	50.423	+ 4.196	13:48:37.909
3 -	52.134	+ 5.907	13:41:55.933	12 -	49.562	+ 3.335	13:49:27.471
4 -	52.965	+ 6.738	13:42:48.898	13 -	48.436	+ 2.209	13:50:15.907
5 -	51.789	+ 5.562	13:43:40.687	14 -	47.536	+ 1.309	13:51:03.443
6 -	49.495	+ 3.268	13:44:30.182	15 -	47.113	+ 0.886	13:51:50.556
7 -	49.918	+ 3.691	13:45:20.100	16 -	46.264	+ 0.037	13:52:36.820
8 -	50.384	+ 4.157	13:46:10.484	17 -	46.286	+ 0.059	13:53:23.106
9 -	48.734	+ 2.507	13:46:59.218	18 -	<b>46.227</b>		<b>13:54:09.333</b>
<b>7</b>	<b>John OXBORROW</b>		<b>E Ox 7/09 2.0S</b>				
1 -	50.315	+ 8.483	13:40:03.453	8 -	41.857	+ 0.025	13:45:01.785
2 -	44.513	+ 2.681	13:40:47.966	9 -	42.542	+ 0.710	13:45:44.327
3 -	42.810	+ 0.978	13:41:30.776	10 -	45.214	+ 3.382	13:46:29.541
4 -	42.211	+ 0.379	13:42:12.987	11 -	<b>41.832</b>		<b>13:47:11.373</b>
5 -	41.894	+ 0.062	13:42:54.881	12 -	43.007	+ 1.175	13:47:54.380
6 -	43.170	+ 1.338	13:43:38.051	13 -	41.959	+ 0.127	13:48:36.339
7 -	41.877	+ 0.045	13:44:19.928				
<b>11</b>	<b>Chris SCOTT</b>		<b>D Alpa FR94</b>				
1 -	56.687	+ 12.662	13:40:11.322	10 -	45.102	+ 1.077	13:47:09.767
2 -	49.966	+ 5.941	13:41:01.288	11 -	46.118	+ 2.093	13:47:55.885
3 -	47.888	+ 3.863	13:41:49.176	12 -	48.190	+ 4.165	13:48:44.075
4 -	45.772	+ 1.747	13:42:34.948	13 -	44.296	+ 0.271	13:49:28.371
5 -	45.537	+ 1.512	13:43:20.485	14 -	46.517	+ 2.492	13:50:14.888
6 -	46.046	+ 2.021	13:44:06.531	15 -	45.345	+ 1.320	13:51:00.233
7 -	45.188	+ 1.163	13:44:51.719	16 -	44.428	+ 0.403	13:51:44.661
8 -	46.552	+ 2.527	13:45:38.271	17 -	<b>44.025</b>		<b>13:52:28.686</b>
9 -	46.394	+ 2.369	13:46:24.665				
<b>13</b>	<b>Christopher CHANDLER</b>		<b>E Reynard 893</b>				
1 -	51.613	+ 9.069	13:40:06.527	8 -	42.772	+ 0.228	13:45:17.278
2 -	47.410	+ 4.866	13:40:53.937	9 -	42.817	+ 0.273	13:46:00.095
3 -	45.612	+ 3.068	13:41:39.549	10 -	42.885	+ 0.341	13:46:42.980
4 -	44.784	+ 2.240	13:42:24.333	11 -	43.194	+ 0.650	13:47:26.174
5 -	43.724	+ 1.180	13:43:08.057	12 -	42.832	+ 0.288	13:48:09.006
6 -	43.635	+ 1.091	13:43:51.692	13 -	<b>42.544</b>		<b>13:48:51.550</b>
7 -	42.814	+ 0.270	13:44:34.506				
<b>17</b>	<b>Dan de ZILLE</b>		<b>B Mygale FF1600</b>				
1 -	45.440	+ 2.037	13:39:48.881	12 -	43.439	+ 0.036	13:47:50.587
2 -	44.072	+ 0.669	13:40:32.953	13 -	43.843	+ 0.440	13:48:34.430
3 -	43.531	+ 0.128	13:41:16.484	14 -	43.491	+ 0.088	13:49:17.921
4 -	43.495	+ 0.092	13:41:59.979	15 -	<b>43.403</b>		<b>13:50:01.324</b>
5 -	45.017	+ 1.614	13:42:44.996	16 -	43.490	+ 0.087	13:50:44.814
6 -	43.775	+ 0.372	13:43:28.771	17 -	44.253	+ 0.850	13:51:29.067
7 -	43.469	+ 0.066	13:44:12.240	18 -	43.920	+ 0.517	13:52:12.987
8 -	43.615	+ 0.212	13:44:55.855	19 -	43.478	+ 0.075	13:52:56.465
9 -	43.813	+ 0.410	13:45:39.668	20 -	43.467	+ 0.064	13:53:39.932
10 -	43.895	+ 0.492	13:46:23.563	21 -	43.443	+ 0.040	13:54:23.375
11 -	43.585	+ 0.182	13:47:07.148				
<b>18</b>	<b>John LORD</b>		<b>A Jedi Mk6</b>				
1 -	49.245	+ 9.000	13:39:59.633	9 -	40.621	+ 0.376	13:45:26.739
2 -	41.998	+ 1.753	13:40:41.631	10 -	41.764	+ 1.519	13:46:08.503
3 -	40.606	+ 0.361	13:41:22.237	11 -	41.575	+ 1.330	13:46:50.078
4 -	<b>40.245</b>		<b>13:42:02.482</b>	12 -	41.205	+ 0.960	13:47:31.283
5 -	40.905	+ 0.660	13:42:43.387	13 -	41.544	+ 1.299	13:48:12.827
6 -	40.505	+ 0.260	13:43:23.892	14 -	41.095	+ 0.850	13:48:53.922
7 -	41.157	+ 0.912	13:44:05.049	15 -	40.887	+ 0.642	13:49:34.809
8 -	41.069	+ 0.824	13:44:46.118	16 -	41.335	+ 1.090	13:50:16.144

Lydden Hill  
Circuit Length = 1.0000 miles  
Start: 13:38 End: 13:54

Weather / Track : Sunny / Dry


# SEMSEC Open Single Seater Championship

## QUALIFYING - RACE 4 - LAP ANALYSIS

<b>19</b>	<b>Innes HICKMAN</b>		<b>B Van Diemen RF89</b>				
1 -	49.968	+ 2.870	13:40:05.225	5 -	47.521	+ 0.423	13:43:16.735
2 -	49.422	+ 2.324	13:40:54.647	6 -	<b>47.098</b>		<b>13:44:03.833</b>
3 -	47.133	+ 0.035	13:41:41.780	7 -	47.423	+ 0.325	13:44:51.256
4 -	47.434	+ 0.336	13:42:29.214	8 -	47.749	+ 0.651	13:45:39.005
<b>24</b>	<b>Matt HAYES</b>		<b>C Jamun M97Z</b>				
1 -	49.883	+ 5.383	13:40:03.586	6 -	<b>44.500</b>		<b>13:43:50.702</b>
2 -	48.452	+ 3.952	13:40:52.038	7 -	44.968	+ 0.468	13:44:35.670
3 -	44.885	+ 0.385	13:41:36.923	8 -	44.770	+ 0.270	13:45:20.440
4 -	44.548	+ 0.048	13:42:21.471	9 -	44.964	+ 0.464	13:46:05.404
5 -	44.731	+ 0.231	13:43:06.202	10 -	44.940	+ 0.440	13:46:50.344
<b>36</b>	<b>Christopher SPENCER</b>		<b>D Reynard Formula Vauxhall Lotus</b>				
1 -	57.278	+ 14.181	13:40:16.913	11 -	43.447	+ 0.350	13:47:35.433
2 -	45.166	+ 2.069	13:41:02.079	12 -	43.512	+ 0.415	13:48:18.945
3 -	43.548	+ 0.451	13:41:45.627	13 -	44.206	+ 1.109	13:49:03.151
4 -	43.754	+ 0.657	13:42:29.381	14 -	44.185	+ 1.088	13:49:47.336
5 -	43.344	+ 0.247	13:43:12.725	15 -	44.533	+ 1.436	13:50:31.869
6 -	<b>43.097</b>		<b>13:43:55.822</b>	16 -	44.094	+ 0.997	13:51:15.963
7 -	43.801	+ 0.704	13:44:39.623	17 -	44.551	+ 1.454	13:52:00.514
8 -	44.208	+ 1.111	13:45:23.831	18 -	43.835	+ 0.738	13:52:44.349
9 -	43.474	+ 0.377	13:46:07.305	19 -	44.093	+ 0.996	13:53:28.442
10 -	44.681	+ 1.584	13:46:51.986	20 -	43.890	+ 0.793	13:54:12.332
<b>51</b>	<b>Colin JOHNSON</b>		<b>B Reynard RF89</b>				
1 -	52.341	+ 6.909	13:40:00.402	10 -	45.882	+ 0.450	13:47:00.237
2 -	47.248	+ 1.816	13:40:47.650	11 -	49.472	+ 4.040	13:47:49.709
3 -	47.327	+ 1.895	13:41:34.977	12 -	47.409	+ 1.977	13:48:37.118
4 -	46.129	+ 0.697	13:42:21.106	13 -	46.782	+ 1.350	13:49:23.900
5 -	46.950	+ 1.518	13:43:08.056	14 -	45.799	+ 0.367	13:50:09.699
6 -	47.303	+ 1.871	13:43:55.359	15 -	45.933	+ 0.501	13:50:55.632
7 -	46.857	+ 1.425	13:44:42.216	16 -	45.606	+ 0.174	13:51:41.238
8 -	46.225	+ 0.793	13:45:28.441	17 -	45.712	+ 0.280	13:52:26.950
9 -	45.914	+ 0.482	13:46:14.355	18 -	<b>45.432</b>		<b>13:53:12.382</b>
<b>78</b>	<b>Gaz OJJEH</b>		<b>B Jamun T2</b>				
1 -	55.762	+ 8.311	13:40:04.734	11 -	48.652	+ 1.201	13:48:18.034
2 -	51.032	+ 3.581	13:40:55.766	12 -	47.865	+ 0.414	13:49:05.899
3 -	48.235	+ 0.784	13:41:44.001	13 -	48.208	+ 0.757	13:49:54.107
4 -	48.454	+ 1.003	13:42:32.455	14 -	48.060	+ 0.609	13:50:42.167
5 -	50.969	+ 3.518	13:43:23.424	15 -	49.353	+ 1.902	13:51:31.520
6 -	47.743	+ 0.292	13:44:11.167	16 -	48.032	+ 0.581	13:52:19.552
7 -	47.610	+ 0.159	13:44:58.777	17 -	48.920	+ 1.469	13:53:08.472
8 -	48.709	+ 1.258	13:45:47.486	18 -	47.557	+ 0.106	13:53:56.029
9 -	47.913	+ 0.462	13:46:35.399	19 -	<b>47.451</b>		<b>13:54:43.480</b>
10 -	53.983	+ 6.532	13:47:29.382				

# SEMSEC Open Single Seater Championship - Race A

## RACE 4 - GRID

ROW 6		47.451 78 Gaz OJJEH	
ROW 5	46.227 4 Phil SLATE		47.098 19 Innes HICKMAN
ROW 4		44.500 24 Matt HAYES	45.432 51 Colin JOHNSON
ROW 3	43.403 17 Dan de ZILLE		44.025 11 Chris SCOTT
ROW 2		42.544 13 Christopher CHANDLER	43.097 36 Christopher SPENCER
ROW 1	40.245 18 John LORD		41.832 7 John OXBORROW
<b>Pole</b>			
			

Lydden Hill  
Circuit Length = 1.0000 miles

**These results are provisional until the conclusion of any judicial and technical matters.**

Clerk of Course :		Timekeeper :
-------------------	--	--------------

# SEMSEC Open Single Seater Championship - Race A

## RACE 4 - CLASSIFICATION

POS	NO	CL	NAME	ENTRY	LAPS	TIME	GAP	DIFF	MPH	BEST	ON
1	18	A	John LORD	Jedi Mk6	15	10:23.649			86.58	40.430	3
2	7	E	John OXBORROW	Ox 7/09 2.0S	15	10:31.696	8.047	8.047	85.48	41.331	5
3	13	E	Christopher CHANDLER	Reynard 893	15	10:51.135	27.486	19.439	82.92	42.333	10
4	17	B	Dan de ZILLE	Mygale FF1600	15	11:02.004	38.355	10.869	81.56	43.437	8
5	11	D	Chris SCOTT	Alpa FR94	14	10:26.740	1 lap	1 lap	80.41	43.742	4
6	24	C	Matt HAYES	Jamun M97Z	14	10:29.213	1 lap	2.473	80.09	44.381	4
7	51	B	Colin JOHNSON	Reynard RF89	14	10:53.235	1 lap	24.022	77.15	45.633	12
8	19	B	Innes HICKMAN	Van Diemen RF89	14	10:55.956	1 lap	2.721	76.83	45.823	7
9	4	E	Phil SLATE	Reynard 883	14	10:58.679	1 lap	2.723	76.51	44.604	13
10	78	B	Gaz OJJEH	Jamun T2	13	10:25.717	2 laps	1 lap	74.79	46.619	5

### NOT CLASSIFIED

DNF	36	D	Christopher SPENCER	Reynard Formula Vauxhall Lotus	9	6:39.934	6 laps	4 laps	81.01	43.116	3
-----	----	---	---------------------	--------------------------------	---	----------	--------	--------	-------	--------	---

### FASTEST LAP

18	A	John LORD	Jedi Mk6	3	40.430	89.04 mph	143.29 kph
7	E	John OXBORROW	Ox 7/09 2.0S	5	41.331	87.09 mph	140.17 kph
36	D	Christopher SPENCER	Reynard Formula Vauxhall Lotus	3	43.116	83.49 mph	134.36 kph
17	B	Dan de ZILLE	Mygale FF1600	8	43.437	82.87 mph	133.37 kph
24	C	Matt HAYES	Jamun M97Z	4	44.381	81.11 mph	130.53 kph

Weather / Track : Sunny / Dry

These results are provisional until the conclusion of any judicial and technical matters.

Lydden Hill  
Circuit Length = 1.0000 miles  
Start: 15:06 End: 15:17

Clerk of Course :		Timekeeper :
-------------------	--	--------------

**SEMSEC Open Single Seater Championship - Race A**  
**RACE 4 - LAP CHART**

Lap 1			Lap 2			Lap 3			Lap 4			Lap 5		
No	Behind	Laptime	No	Behind	Laptime	No	Behind	Laptime	No	Behind	Laptime	No	Behind	Laptime
18		46.651	18		40.930	18		40.430	18		40.670	18		40.781
7	0.191	46.842	7	1.307	42.046	7	2.374	41.497	7	3.222	41.518	7	3.772	41.331
13	1.481	48.132	13	3.895	43.344	13	6.475	43.010	13	9.074	43.269	13	11.425	43.132
11	2.205	48.856	17	5.555	43.916	17	8.674	43.549	17	11.856	43.852	17	14.843	43.768
17	2.569	49.220	11	6.239	44.964	36	9.024	43.116	36	12.067	43.713	36	15.301	44.015
36	2.744	49.395	36	6.338	44.524	11	9.884	44.075	11	12.956	43.742	11	16.345	44.170
24	3.256	49.907	24	7.101	44.775	24	11.383	44.712	24	15.094	44.381	24	18.733	44.420
51	5.744	52.395	51	11.717	46.903	51	17.584	46.297	51	24.453	47.539	51	29.816	46.144
19	6.064	52.715	19	11.926	46.792	19	17.921	46.425	19	24.619	47.368	19	30.374	46.536
78	8.961	55.612	78	15.173	47.142	78	22.195	47.452	78	28.472	46.947	78	34.310	46.619
4	10.183	56.834	4	16.820	47.567	4	23.134	46.744	4	29.663	47.199	4	35.218	46.336

# SEMSEC Open Single Seater Championship - Race A

## RACE 4 - LAP CHART

Lap 6			Lap 7			Lap 8			Lap 9			Lap 10		
No	Behind	Laptime	No	Behind	Laptime	No	Behind	Laptime	No	Behind	Laptime	No	Behind	Laptime
18		40.816	18		41.384	18		41.511	18		41.931	18		41.130
7	4.760	41.804	7	4.974	41.598	7	5.817	42.354	51	1 LAP	46.141	51	1 LAP	46.007
13	13.381	42.772	13	14.813	42.816	78	1 LAP	47.943	19	1 LAP	46.661	7	7.049	42.514
17	17.624	43.597	17	19.933	43.693	4	1 LAP	48.164	7	5.665	41.779	19	1 LAP	46.457
36	18.036	43.551	36	20.210	43.558	13	15.957	42.655	78	1 LAP	47.375	78	1 LAP	47.688
11	19.520	43.991	11	22.278	44.142	17	21.859	43.437	4	1 LAP	46.983	4	1 LAP	47.508
24	22.303	44.386	24	25.320	44.401	36	22.298	43.599	13	17.261	43.235	13	18.464	42.333
51	34.868	45.868	51	39.307	45.823	11	24.711	43.944	17	23.563	43.635	17	26.009	43.576
19	35.615	46.057	19	40.054	45.823	24	28.237	44.428	36	24.830	44.463	11	30.960	45.500
78	40.831	47.337							11	26.590	43.810	24	34.463	44.585
4	41.209	46.807							24	31.008	44.702			


# SEMSEC Open Single Seater Championship - Race A

## RACE 4 - LAP CHART

Lap 11			Lap 12			Lap 13			Lap 14			Lap 15		
No	Behind	Laptime	No	Behind	Laptime	No	Behind	Laptime	No	Behind	Laptime	No	Behind	Laptime
18		43.509	18		40.811	18		40.705	18		40.976	18		41.414
7	5.324	41.784	7	6.473	41.960	7	7.514	41.746	24	1 LAP	44.789	78	2 LAPS	48.065
51	1 LAP	45.707	51	1 LAP	45.663	51	1 LAP	45.633	7	8.114	41.576	11	1 LAP	45.230
19	1 LAP	46.366	19	1 LAP	46.121	19	1 LAP	46.158	51	1 LAP	45.831	24	1 LAP	44.651
13	18.438	43.483	13	20.952	43.325	13	23.156	42.909	13	25.565	43.385	7	8.047	41.347
4	1 LAP	45.113	4	1 LAP	44.613	4	1 LAP	45.296	19	1 LAP	46.511	13	27.486	43.335
78	1 LAP	47.623	78	1 LAP	46.619	17	33.291	44.619	4	1 LAP	44.604	51	1 LAP	47.284
17	26.332	43.832	17	29.377	43.856	78	1 LAP	49.295	17	35.959	43.644	19	1 LAP	45.966
11	32.127	44.676	11	36.376	45.060	11	40.251	44.580				4	1 LAP	44.911
24	35.560	44.606	24	39.219	44.470							17	38.355	43.810

# SEMSEC Open Single Seater Championship - Race B

## RACE 8 - GRID

ROW 6	36	Christopher SPENCER		
ROW 5	4	Phil SLATE	78	Gaz OJJEH
ROW 4	51	Colin JOHNSON	19	Innes HICKMAN
ROW 3	11	Chris SCOTT	24	Matt HAYES
ROW 2	13	Christopher CHANDLER	17	Dan de ZILLE
ROW 1	18	John LORD	7	John OXBORROW
<b>Pole</b>				
				

Lydden Hill  
Circuit Length = 1.0000 miles

**These results are provisional until the conclusion of any judicial and technical matters.**

Clerk of Course :

Timekeeper :

# SEMSEC Open Single Seater Championship - Race B

## RACE 8 - CLASSIFICATION

POS	NO	CL	NAME	ENTRY	LAPS	TIME	GAP	DIFF	MPH	BEST	ON
1	18	A	John LORD	Jedi Mk6	15	10:25.727			86.29	40.659	5
2	13	E	Christopher CHANDLER	Reynard 893	15	11:03.435	37.708	37.708	81.39	43.337	9
3	17	B	Dan de ZILLE	Mygale FF1600	15	11:05.898	40.171	2.463	81.09	43.527	2
4	11	D	Chris SCOTT	Alpa FR94	14	10:38.154	1 lap	1 lap	78.97	44.332	2
5	19	B	Innes HICKMAN	Van Diemen RF89	14	10:51.442	1 lap	13.288	77.36	45.783	14
6	51	B	Colin JOHNSON	Reynard RF89	14	10:52.276	1 lap	0.834	77.26	45.810	4
7	78	B	Gaz OJJEH	Jamun T2	14	11:12.545	1 lap	20.269	74.93	46.935	13
NOT CLASSIFIED											
DNF	7	E	John OXBORROW	Ox 7/09 2.0S	5	3:31.678	10 laps	9 laps	85.03	41.025	4
DNF	24	C	Matt HAYES	Jamun M97Z	2	1:34.144	13 laps	3 laps	76.47	44.763	2
DNF	4	E	Phil SLATE	Reynard 883	1	55.005	14 laps	1 lap	65.44	55.005	1
FASTEST LAP											
18	A	John LORD	Jedi Mk6	5	40.659	88.53 mph	142.48 kph				
7	E	John OXBORROW	Ox 7/09 2.0S	4	41.025	87.74 mph	141.21 kph				
17	B	Dan de ZILLE	Mygale FF1600	2	43.527	82.70 mph	133.10 kph				
11	D	Chris SCOTT	Alpa FR94	2	44.332	81.20 mph	130.68 kph				
24	C	Matt HAYES	Jamun M97Z	2	44.763	80.42 mph	129.42 kph				

Weather / Track : Sunny / Dry

These results are provisional until the conclusion of any judicial and technical matters.

Lydden Hill  
 Circuit Length = 1.0000 miles  
 Start: 16:26 End: 16:38

Clerk of Course :		Timekeeper :
-------------------	--	--------------

**SEMSEC Open Single Seater Championship - Race B**  
**RACE 8 - LAP CHART**

Lap 1			Lap 2			Lap 3			Lap 4			Lap 5		
No	Behind	Laptime	No	Behind	Laptime	No	Behind	Laptime	No	Behind	Laptime	No	Behind	Laptime
18		46.189	18		40.839	18		41.063	18		40.761	18		40.659
7	0.559	46.748	7	0.754	41.034	7	1.082	41.391	7	1.346	41.025	7	2.167	41.480
17	1.868	48.057	17	4.556	43.527	17	7.725	44.232	17	10.586	43.622	17	13.766	43.839
13	2.860	49.049	13	5.379	43.358	13	8.257	43.941	13	10.932	43.436	13	14.102	43.829
24	3.192	49.381	24	7.116	44.763	11	13.046	46.020	11	17.176	44.891	11	21.683	45.166
11	4.596	50.785	11	8.089	44.332	19	15.679	46.416	19	21.131	46.213	19	26.689	46.217
19	4.847	51.036	19	10.326	46.318	51	16.782	46.615	51	21.831	45.810	51	27.487	46.315
51	5.843	52.032	51	11.230	46.226	78	21.702	48.301	78	28.085	47.144	78	34.603	47.177
78	7.830	54.019	78	14.464	47.473									
4	8.816	55.005												

# SEMSEC Open Single Seater Championship - Race B

## RACE 8 - LAP CHART

Lap 6			Lap 7			Lap 8			Lap 9			Lap 10		
No	Behind	Laptime	No	Behind	Laptime	No	Behind	Laptime	No	Behind	Laptime	No	Behind	Laptime
18		41.030	18		42.829	18		43.850	18		41.135	18		42.016
17	18.096	45.360	13	19.929	44.243	78	1 LAP	48.487	78	1 LAP	48.063	19	1 LAP	46.232
13	18.515	45.443	17	20.055	44.788	13	20.210	44.131	13	22.412	43.337	51	1 LAP	46.901
11	26.294	45.641	11	27.920	44.455	17	20.688	44.483	17	23.427	43.874	78	1 LAP	47.312
19	32.042	46.383	19	35.237	46.024	11	28.869	44.799	11	32.813	45.079	13	23.886	43.490
51	32.594	46.137	51	35.785	46.020	19	38.059	46.672				17	25.315	43.904
78	40.926	47.353				51	38.415	46.480				11	35.547	44.750

# SEMSEC Open Single Seater Championship - Race B

## RACE 8 - LAP CHART

Lap 11			Lap 12			Lap 13			Lap 14			Lap 15		
No	Behind	Laptime	No	Behind	Laptime	No	Behind	Laptime	No	Behind	Laptime	No	Behind	Laptime
18		40.932	18		40.834	18		41.550	18		40.889	18		41.151
19	1 LAP	46.061	19	1 LAP	46.076	11	1 LAP	45.818	11	1 LAP	45.048	11	1 LAP	46.511
51	1 LAP	46.140	51	1 LAP	45.967	19	1 LAP	46.076	19	1 LAP	45.935	19	1 LAP	45.783
78	1 LAP	48.039	78	1 LAP	46.957	51	1 LAP	45.912	51	1 LAP	45.891	51	1 LAP	45.830
13	27.105	44.151	13	30.105	43.834	13	32.525	43.970	13	35.064	43.428	13	37.708	43.795
17	28.084	43.701	17	31.187	43.937	78	1 LAP	47.370	17	37.329	44.093	17	40.171	43.993
11	39.474	44.859				17	34.125	44.488	78	1 LAP	46.935	78	1 LAP	47.915

# John Taylor Saloon & Sports Handicap Race

## QUALIFYING - RACE 9 - CLASSIFICATION

POS	NO	CL	NAME	ENTRY	TIME	ON	LAPS	GAP	DIFF	MPH
1	47		Kevin HOWELL	Caterham R500	44.023	4	6			81.77
2	32		Steve GARNER	Westfield Megabusa	44.297	5	6	0.274	0.274	81.26
3	50		Nick COLE	Caterham Roadsport	45.926	3	4	1.903	1.629	78.38
4	2		Bill HAILSTONE	Caterham C400	46.152	2	2	2.129	0.226	78.00
5	72		Scott MAKIN	Sylva Riot	48.225	3	5	4.202	2.073	74.64
6	96		Nigel CRAIG	Ford Escort RS2000	48.940	3	3	4.917	0.715	73.55
7	35		Colin BRIDGLAND	Caterham Seven	51.296	5	5	7.273	2.356	70.17

Weather / Track : Sunny / Dry

These results are provisional until the conclusion of any judicial and technical matters.

Lydden Hill  
 Circuit Length = 1.0000 miles  
 Start: 13:59 End: 14:06

Clerk of Course :		Timekeeper :
-------------------	--	--------------

**John Taylor Saloon & Sports Handicap Race**  
**QUALIFYING - RACE 9 - LAP ANALYSIS**

<b>2</b>	<b>Bill HAILSTONE</b>		Caterham C400				
1 -	52.286	+ 6.134	14:00:30.546	2 -	<b>46.152</b>	<b>14:01:16.698</b>	
<b>32</b>	<b>Steve GARNER</b>		Westfield Megabusa				
1 -	53.714	+ 9.417	14:00:32.498	4 -	47.495	+ 3.198	14:02:53.791
2 -	47.191	+ 2.894	14:01:19.689	5 -	<b>44.297</b>		<b>14:03:38.088</b>
3 -	46.607	+ 2.310	14:02:06.296	6 -	47.729	+ 3.432	14:04:25.817
<b>35</b>	<b>Colin BRIDGLAND</b>		Caterham Seven				
1 -	56.231	+ 4.935	14:00:35.734	4 -	51.979	+ 0.683	14:03:13.553
2 -	53.271	+ 1.975	14:01:29.005	5 -	<b>51.296</b>		<b>14:04:04.849</b>
3 -	52.569	+ 1.273	14:02:21.574				
<b>47</b>	<b>Kevin HOWELL</b>		Caterham R500				
1 -	53.295	+ 9.272	14:00:38.256	4 -	<b>44.023</b>		<b>14:02:53.199</b>
2 -	46.818	+ 2.795	14:01:25.074	5 -	44.069	+ 0.046	14:03:37.268
3 -	44.102	+ 0.079	14:02:09.176	6 -	44.188	+ 0.165	14:04:21.456
<b>50</b>	<b>Nick COLE</b>		Caterham Roadsport				
1 -	57.204	+ 11.278	14:00:39.547	3 -	<b>45.926</b>		<b>14:02:12.310</b>
2 -	46.837	+ 0.911	14:01:26.384	4 -	46.015	+ 0.089	14:02:58.325
<b>72</b>	<b>Scott MAKIN</b>		Sylva Riot				
1 -	1:00.222	+ 11.997	14:00:41.059	4 -	48.369	+ 0.144	14:03:07.573
2 -	49.920	+ 1.695	14:01:30.979	5 -	50.031	+ 1.806	14:03:57.604
3 -	<b>48.225</b>		<b>14:02:19.204</b>				
<b>96</b>	<b>Nigel CRAIG</b>		Ford Escort RS2000				
1 -	1:02.107	+ 13.167	14:00:39.582	3 -	<b>48.940</b>		<b>14:02:24.194</b>
2 -	55.672	+ 6.732	14:01:35.254				

# John Taylor Saloon & Sports Handicap Race

## RACE 9 - CLASSIFICATION

POS	NO	CL	NAME	ENTRY	LAPS	TIME	GAP	DIFF	MPH	BEST	ON
1	35		<b>Colin BRIDGLAND</b>	Caterham Seven	12	9:14.675			77.88	49.668	5
2	2		<b>Bill HAILSTONE</b>	Caterham C400	12	9:27.543	<b>12.868</b>	12.868	76.11	44.912	4
3	72		<b>Scott MAKIN</b>	Sylva Riot	12	9:29.408	<b>14.733</b>	1.865	75.86	46.141	2
4	50		<b>Nick COLE</b>	Caterham Roadsport	12	9:34.718	<b>20.043</b>	5.310	75.16	45.543	4
NOT CLASSIFIED											
DNF	32		<b>Steve GARNER</b>	Westfield Megabusa	11	8:36.135	<b>1 lap</b>	1 lap	76.72	44.011	5
DNF	96		<b>Nigel CRAIG</b>	Subaru Impreza	2	1:18.757	<b>10 laps</b>	9 laps	91.41	1:18.757	1
FASTEST LAP											
	32		<b>Steve GARNER</b>	Westfield Megabusa	5	44.011			81.79 mph	131.63 kph	

CAR NO. 50 - 10 SECOND PENALTY - G63 OUT OF POSITION START

Weather / Track : Sunny / Dry

These results are provisional until the conclusion of any judicial and technical matters.

Lydden Hill  
 Circuit Length = 1.0000 miles  
 Start: 16:47 End: 16:57

Clerk of Course :		Timekeeper :
-------------------	--	--------------