



SEMSEC

Brands Hatch Race Meeting Brands Hatch Circuit

10th September 2011

Results Provided by Timing Solutions Ltd
www.tsl-timing.com

MGCC Moss-Europe BCV8's Championship

QUALIFYING - RACE 1 - CLASSIFICATION

POS	NO	CL	NAME	ENTRY	TIME	ON	LAPS	GAP	DIFF	MPH
1	87	D	Joe PARRINGTON	MGB GT V8	53.019	8	17			82.01
2	90	D	Chris TILLY	MGB GT V8	54.305	7	10	1.286	1.286	80.07
3	83	C	Phil WALKER	MGB Roadster V8	55.027	13	16	2.008	0.722	79.02
4	89	D	Bernard FOLEY	MGB GT V8	55.291	13	16	2.272	0.264	78.64
5	74	C	Peter SAMUELS	MGB Roadster V8	55.897	15	16	2.878	0.606	77.79
6	40	B	Spencer McCARTHY	MGB Roadster	56.870	14	16	3.851	0.973	76.46
7	46	B	Simon CRIPPS	MGB Roadster	56.882	10	14	3.863	0.012	76.44
8	55	C	Rob SPENCER	MGB GT V8	57.368	6	13	4.349	0.486	75.80
9	38	B	Ian PRIOR	MGB Roadster	57.435	11	16	4.416	0.067	75.71
10	39	B	Russell McCARTHY	MGB Roadster	57.525	10	13	4.506	0.090	75.59
11	30	B	James WHEELER	MGB Roadster	58.158	2	3	5.139	0.633	74.77
12	73	C	Piers TOWNSEND	MGB Roadster V8	58.697	5	15	5.678	0.539	74.08
13	41	B	Babak FARSAIN	MGB Roadster	59.560	9	12	6.541	0.863	73.01
14	42	B	Paul ATKINSON	MGB Roadster	1:00.298	11	14	7.279	0.738	72.11
15	18	AB	Howard GRUNDON	MGB GT V8	1:01.007	13	15	7.988	0.709	71.28

Weather / Track : Bright / Dry
 These results are provisional until the conclusion of any judicial and technical matters.

Brands Hatch Indy
 Circuit Length = 1.2079 miles
 Start: 11:57 End: 12:14

Clerk of Course :		Timekeeper :
-------------------	--	--------------

MGCC Moss-Europe BCV8's Championship

QUALIFYING - RACE 1 - LAP ANALYSIS

18	Howard GRUNDON		AB MGB GT V8				
1 -	1:19.629	+ 18.622	11:59:50.846	9 -	1:01.686	+ 0.679	12:08:08.676
2 -	1:03.722	+ 2.715	12:00:54.568	10 -	1:01.550	+ 0.543	12:09:10.226
3 -	1:02.059	+ 1.052	12:01:56.627	11 -	1:01.276	+ 0.269	12:10:11.502
4 -	1:01.995	+ 0.988	12:02:58.622	12 -	1:01.330	+ 0.323	12:11:12.832
5 -	1:01.335	+ 0.328	12:03:59.957	13 -	1:01.007		12:12:13.839
6 -	1:02.436	+ 1.429	12:05:02.393	14 -	1:01.256	+ 0.249	12:13:15.095
7 -	1:03.433	+ 2.426	12:06:05.826	15 -	1:01.317	+ 0.310	12:14:16.412
8 -	1:01.164	+ 0.157	12:07:06.990				
30	James WHEELER		B MGB Roadster				
1 -	1:22.033	+ 23.875	11:59:24.059	3 -	59.176	+ 1.018	12:01:21.393
2 -	58.158		12:00:22.217				
38	Ian PRIOR		B MGB Roadster				
1 -	1:23.031	+ 25.596	11:59:23.323	9 -	57.438	+ 0.003	12:07:08.938
2 -	58.733	+ 1.298	12:00:22.056	10 -	58.553	+ 1.118	12:08:07.491
3 -	59.067	+ 1.632	12:01:21.123	11 -	57.435		12:09:04.926
4 -	58.275	+ 0.840	12:02:19.398	12 -	57.477	+ 0.042	12:10:02.403
5 -	58.158	+ 0.723	12:03:17.556	13 -	58.082	+ 0.647	12:11:00.485
6 -	58.101	+ 0.666	12:04:15.657	14 -	57.737	+ 0.302	12:11:58.222
7 -	57.902	+ 0.467	12:05:13.559	15 -	57.611	+ 0.176	12:12:55.833
8 -	57.941	+ 0.506	12:06:11.500	16 -	1:32.136 P	+ 34.701	12:14:27.969
39	Russell McCARTHY		B MGB Roadster				
1 -	3:27.833	+ 2:30.308	12:01:57.945	8 -	58.188	+ 0.663	12:09:03.231
2 -	1:14.983	+ 17.458	12:03:12.928	9 -	1:00.495	+ 2.970	12:10:03.726
3 -	59.428	+ 1.903	12:04:12.356	10 -	57.525		12:11:01.251
4 -	57.778	+ 0.253	12:05:10.134	11 -	57.778	+ 0.253	12:11:59.029
5 -	58.022	+ 0.497	12:06:08.156	12 -	57.536	+ 0.011	12:12:56.565
6 -	58.958	+ 1.433	12:07:07.114	13 -	1:23.091 P	+ 25.566	12:14:19.656
7 -	57.929	+ 0.404	12:08:05.043				
40	Spencer McCARTHY		B MGB Roadster				
1 -	1:22.050	+ 25.180	11:59:26.905	9 -	57.537	+ 0.667	12:07:07.774
2 -	58.661	+ 1.791	12:00:25.566	10 -	57.846	+ 0.976	12:08:05.620
3 -	57.693	+ 0.823	12:01:23.259	11 -	57.462	+ 0.592	12:09:03.082
4 -	58.083	+ 1.213	12:02:21.342	12 -	57.011	+ 0.141	12:10:00.093
5 -	57.389	+ 0.519	12:03:18.731	13 -	57.120	+ 0.250	12:10:57.213
6 -	57.129	+ 0.259	12:04:15.860	14 -	56.870		12:11:54.083
7 -	57.131	+ 0.261	12:05:12.991	15 -	57.957	+ 1.087	12:12:52.040
8 -	57.246	+ 0.376	12:06:10.237	16 -	59.815	+ 2.945	12:13:51.855
41	Babak FARSAIN		B MGB Roadster				
1 -	1:14.845	+ 15.285	11:59:49.696	7 -	1:00.399	+ 0.839	12:05:52.714
2 -	1:01.622	+ 2.062	12:00:51.318	8 -	1:00.712	+ 1.152	12:06:53.426
3 -	1:00.075	+ 0.515	12:01:51.393	9 -	59.560		12:07:52.986
4 -	1:00.040	+ 0.480	12:02:51.433	10 -	1:00.553	+ 0.993	12:08:53.539
5 -	1:00.484	+ 0.924	12:03:51.917	11 -	1:00.032	+ 0.472	12:09:53.571
6 -	1:00.398	+ 0.838	12:04:52.315	12 -	2:22.667 P	+ 1:23.107	12:12:16.238
42	Paul ATKINSON		B MGB Roadster				
1 -	1:20.523	+ 20.225	11:59:54.078	8 -	1:01.207	+ 0.909	12:07:14.633
2 -	1:05.622	+ 5.324	12:00:59.700	9 -	1:01.606	+ 1.308	12:08:16.239
3 -	1:01.536	+ 1.238	12:02:01.236	10 -	1:01.161	+ 0.863	12:09:17.400
4 -	1:03.842	+ 3.544	12:03:05.078	11 -	1:00.298		12:10:17.698
5 -	1:02.596	+ 2.298	12:04:07.674	12 -	1:01.047	+ 0.749	12:11:18.745
6 -	1:02.869	+ 2.571	12:05:10.543	13 -	1:01.546	+ 1.248	12:12:20.291
7 -	1:02.883	+ 2.585	12:06:13.426	14 -	1:00.982	+ 0.684	12:13:21.273
46	Simon CRIPPS		B MGB Roadster				
1 -	1:23.807	+ 26.925	11:59:21.053	8 -	57.302	+ 0.420	12:06:08.311

Weather / Track : Bright / Dry

Brands Hatch Indy
Circuit Length = 1.2079 miles
Start: 11:57 End: 12:14

MGCC Moss-Europe BCV8's Championship

QUALIFYING - RACE 1 - LAP ANALYSIS

2 -	58.493	+ 1.611	12:00:19.546	9 -	57.276	+ 0.394	12:07:05.587
3 -	58.347	+ 1.465	12:01:17.893	10 -	56.882		12:08:02.469
4 -	59.817	+ 2.935	12:02:17.710	11 -	57.055	+ 0.173	12:08:59.524
5 -	58.615	+ 1.733	12:03:16.325	12 -	57.155	+ 0.273	12:09:56.679
6 -	57.310	+ 0.428	12:04:13.635	13 -	57.209	+ 0.327	12:10:53.888
7 -	57.374	+ 0.492	12:05:11.009	14 -	57.174	+ 0.292	12:11:51.062
55	Rob SPENCER			C MGB GT V8			
1 -	1:22.905	+ 25.537	11:59:22.177	8 -	58.658	+ 1.290	12:06:09.160
2 -	58.187	+ 0.819	12:00:20.364	9 -	58.117	+ 0.749	12:07:07.277
3 -	57.679	+ 0.311	12:01:18.043	10 -	58.679	+ 1.311	12:08:05.956
4 -	57.729	+ 0.361	12:02:15.772	11 -	57.505	+ 0.137	12:09:03.461
5 -	59.816	+ 2.448	12:03:15.588	12 -	57.437	+ 0.069	12:10:00.898
6 -	57.368		12:04:12.956	13 -	57.888	+ 0.520	12:10:58.786
7 -	57.546	+ 0.178	12:05:10.502				
73	Piers TOWNSEND			C MGB Roadster V8			
1 -	1:24.181	+ 25.484	11:59:40.244	9 -	59.928	+ 1.231	12:07:37.704
2 -	1:01.531	+ 2.834	12:00:41.775	10 -	58.909	+ 0.212	12:08:36.613
3 -	59.771	+ 1.074	12:01:41.546	11 -	1:00.999	+ 2.302	12:09:37.612
4 -	59.448	+ 0.751	12:02:40.994	12 -	59.865	+ 1.168	12:10:37.477
5 -	58.697		12:03:39.691	13 -	1:00.271	+ 1.574	12:11:37.748
6 -	59.423	+ 0.726	12:04:39.114	14 -	1:02.135	+ 3.438	12:12:39.883
7 -	59.290	+ 0.593	12:05:38.404	15 -	1:00.660	+ 1.963	12:13:40.543
8 -	59.372	+ 0.675	12:06:37.776				
74	Peter SAMUELS			C MGB Roadster V8			
1 -	1:17.764	+ 21.867	11:59:40.808	9 -	56.675	+ 0.778	12:07:21.264
2 -	59.035	+ 3.138	12:00:39.843	10 -	56.204	+ 0.307	12:08:17.468
3 -	57.513	+ 1.616	12:01:37.356	11 -	56.302	+ 0.405	12:09:13.770
4 -	57.996	+ 2.099	12:02:35.352	12 -	57.791	+ 1.894	12:10:11.561
5 -	57.005	+ 1.108	12:03:32.357	13 -	56.097	+ 0.200	12:11:07.658
6 -	58.603	+ 2.706	12:04:30.960	14 -	56.334	+ 0.437	12:12:03.992
7 -	56.800	+ 0.903	12:05:27.760	15 -	55.897		12:12:59.889
8 -	56.829	+ 0.932	12:06:24.589	16 -	56.406	+ 0.509	12:13:56.295
83	Phil WALKER			C MGB Roadster V8			
1 -	1:14.611	+ 19.584	11:59:42.681	9 -	55.742	+ 0.715	12:07:18.514
2 -	1:01.369	+ 6.342	12:00:44.050	10 -	55.920	+ 0.893	12:08:14.434
3 -	57.749	+ 2.722	12:01:41.799	11 -	56.356	+ 1.329	12:09:10.790
4 -	57.680	+ 2.653	12:02:39.479	12 -	58.079	+ 3.052	12:10:08.869
5 -	56.442	+ 1.415	12:03:35.921	13 -	55.027		12:11:03.896
6 -	55.561	+ 0.534	12:04:31.482	14 -	58.555	+ 3.528	12:12:02.451
7 -	55.817	+ 0.790	12:05:27.299	15 -	55.141	+ 0.114	12:12:57.592
8 -	55.473	+ 0.446	12:06:22.772	16 -	56.821	+ 1.794	12:13:54.413
87	Joe PARRINGTON			D MGB GT V8			
1 -	1:19.211	+ 26.192	11:59:26.624	10 -	53.542	+ 0.523	12:07:40.873
2 -	55.777	+ 2.758	12:00:22.401	11 -	53.527	+ 0.508	12:08:34.400
3 -	55.953	+ 2.934	12:01:18.354	12 -	53.507	+ 0.488	12:09:27.907
4 -	55.433	+ 2.414	12:02:13.787	13 -	53.206	+ 0.187	12:10:21.113
5 -	58.018	+ 4.999	12:03:11.805	14 -	53.684	+ 0.665	12:11:14.797
6 -	54.041	+ 1.022	12:04:05.846	15 -	53.609	+ 0.590	12:12:08.406
7 -	54.387	+ 1.368	12:05:00.233	16 -	53.378	+ 0.359	12:13:01.784
8 -	53.019		12:05:53.252	17 -	54.392	+ 1.373	12:13:56.176
9 -	54.079	+ 1.060	12:06:47.331				
89	Bernard FOLEY			D MGB GT V8			
1 -	1:21.563	+ 26.272	11:59:24.642	9 -	56.056	+ 0.765	12:07:00.242
2 -	57.459	+ 2.168	12:00:22.101	10 -	55.985	+ 0.694	12:07:56.227
3 -	56.287	+ 0.996	12:01:18.388	11 -	56.347	+ 1.056	12:08:52.574
4 -	57.411	+ 2.120	12:02:15.799	12 -	56.489	+ 1.198	12:09:49.063
5 -	58.818	+ 3.527	12:03:14.617	13 -	55.291		12:10:44.354

Weather / Track : Bright / Dry

Brands Hatch Indy
Circuit Length = 1.2079 miles
Start: 11:57 End: 12:14

MGCC Moss-Europe BCV8's Championship
QUALIFYING - RACE 1 - LAP ANALYSIS

6 -	56.171	+ 0.880	12:04:10.788	14 -	56.655	+ 1.364	12:11:41.009
7 -	57.232	+ 1.941	12:05:08.020	15 -	56.986	+ 1.695	12:12:37.995
8 -	56.166	+ 0.875	12:06:04.186	16 -	56.923	+ 1.632	12:13:34.918
90	Chris TILLY D MGB GT V8						
1 -	3:45.061	+ 2:50.756	12:01:54.604	6 -	54.868	+ 0.563	12:06:57.668
2 -	1:17.853	+ 23.548	12:03:12.457	7 -	54.305		12:07:51.973
3 -	55.080	+ 0.775	12:04:07.537	8 -	55.071	+ 0.766	12:08:47.044
4 -	58.362	+ 4.057	12:05:05.899	9 -	55.584	+ 1.279	12:09:42.628
5 -	56.901	+ 2.596	12:06:02.800	10 -	55.313	+ 1.008	12:10:37.941

Weather / Track : Bright / Dry


Brands Hatch Indy
 Circuit Length = 1.2079 miles
 Start: 11:57 End: 12:14

MGCC Moss-Europe BC V8's Championship

RACE 1 - GRID

ROW 8	1:01.007	18 Howard GRUNDON	
ROW 7	59.560	41 Babak FARSAIN	1:00.298 42 Paul ATKINSON
ROW 6	58.158	30 James WHEELER	58.697 73 Piers TOWNSEND
ROW 5	57.435	38 Ian PRIOR	57.525 39 Russell McCARTHY
ROW 4	56.882	46 Simon CRIPPS	57.368 55 Rob SPENCER
ROW 3	55.897	74 Peter SAMUELS	56.870 40 Spencer McCARTHY
ROW 2	55.027	83 Phil WALKER	55.291 89 Bernard FOLEY
ROW 1	53.019	87 Joe PARRINGTON	54.305 90 Chris TILLY

Pole



Brands Hatch Indy
Circuit Length = 1.2079 miles

These results are provisional until the conclusion of any judicial and technical matters.

Clerk of Course :		Timekeeper :
-------------------	--	--------------

MGCC Moss-Europe BC V8's Championship

RACE 1 - CLASSIFICATION

POS	NO	CL	NAME	ENTRY	LAPS	TIME	GAP	DIFF	MPH	BEST	ON
1	87	D	Joe PARRINGTON	MGB GT V8	17	15:21.300			80.24	52.914	5
2	90	D	Chris TILLY	MGB GT V8	17	15:31.894	10.594	10.594	79.32	54.069	5
3	89	D	Bernard FOLEY	MGB GT V8	17	15:56.163	34.863	24.269	77.31	55.484	7
4	83	C	Phil WALKER	MGB Roadster V8	17	15:57.074	35.774	0.911	77.24	55.471	3
5	74	C	Peter SAMUELS	MGB Roadster V8	17	16:03.256	41.956	6.182	76.74	55.556	7
6	73	C	Piers TOWNSEND	MGB Roadster V8	16	15:26.266	1 lap	1 lap	75.11	56.791	5
7	55	C	Rob SPENCER	MGB GT V8	16	15:28.046	1 lap	1.780	74.97	56.476	3
8	46	B	Simon CRIPPS	MGB Roadster	16	15:28.076	1 lap	0.030	74.96	56.701	4
9	38	B	Ian PRIOR	MGB Roadster	16	15:36.194	1 lap	8.118	74.31	57.089	3
10	39	B	Russell McCARTHY	MGB Roadster	16	15:36.497	1 lap	0.303	74.29	57.277	9
11	41	B	Babak FARSAIN	MGB Roadster	16	16:16.255	1 lap	39.758	71.26	59.971	5
12	42	B	Paul ATKINSON	MGB Roadster	15	15:27.136	2 laps	1 lap	70.35	1:00.308	9

NOT CLASSIFIED

DNF	18	AB	Howard GRUNDON	MGB GT V8	3	3:12.186	14 laps	12 laps	67.88	1:00.615	2
-----	----	----	----------------	-----------	---	----------	---------	---------	-------	----------	---

FASTEST LAP

87	D	Joe PARRINGTON	MGB GT V8	5	52.914	82.18 mph	132.25 kph
83	C	Phil WALKER	MGB Roadster V8	3	55.471	78.39 mph	126.16 kph
46	B	Simon CRIPPS	MGB Roadster	4	56.701	76.69 mph	123.42 kph
18	AB	Howard GRUNDON	MGB GT V8	2	1:00.615	71.74 mph	115.45 kph

Weather / Track : Bright / Dry

These results are provisional until the conclusion of any judicial and technical matters.

Brands Hatch Indy

Circuit Length = 1.2079 miles

Start: 13:56 End: 14:13

Clerk of Course :

Timekeeper :

MGCC Moss-Europe BC V8's Championship

RACE 1 - LAP CHART

Lap 1			Lap 2			Lap 3			Lap 4			Lap 5		
No	Behind	Laptime	No	Behind	Laptime	No	Behind	Laptime	No	Behind	Laptime	No	Behind	Laptime
87		59.265	87		53.572	87		53.118	87		53.465	87		52.914
90	0.483	59.748	90	0.984	54.073	90	2.522	54.656	90	3.640	54.583	90	4.795	54.069
89	2.553	1:01.818	89	4.682	55.701	89	7.233	55.669	89	10.006	56.238	89	13.027	55.935
83	3.838	1:03.103	83	6.020	55.754	83	8.373	55.471	83	10.518	55.610	83	13.822	56.218
74	3.928	1:03.193	74	6.375	56.019	74	9.332	56.075	74	12.103	56.236	74	15.409	56.220
55	4.186	1:03.451	73	9.831	57.724	73	13.759	57.046	73	17.419	57.125	73	21.296	56.791
73	5.679	1:04.944	46	11.813	58.105	46	15.830	57.135	46	19.066	56.701	46	23.031	56.879
38	6.992	1:06.257	38	12.315	58.895	38	16.286	57.089	38	20.028	57.207	38	24.281	57.167
39	7.006	1:06.271	39	13.026	59.592	55	17.386	56.476	55	20.405	56.484	55	24.376	56.885
46	7.280	1:06.545	55	14.028	1:03.414	39	17.625	57.717	39	22.213	58.053	39	27.584	58.285
41	9.025	1:08.290	41	15.428	59.975	41	22.850	1:00.540	41	29.728	1:00.343	41	36.785	59.971
18	11.204	1:10.469	18	18.247	1:00.615	18	26.231	1:01.102	42	37.634	1:02.727	42	45.854	1:01.134
42	12.776	1:12.041	42	20.685	1:01.481	42	28.372	1:00.805						

Weather / Track : Bright / Dry

Brands Hatch Indy
Circuit Length = 1.2079 miles
Start: 13:56 End: 14:13

MGCC Moss-Europe BC V8's Championship

RACE 1 - LAP CHART

Lap 6			Lap 7			Lap 8			Lap 9			Lap 10		
No	Behind	Laptime	No	Behind	Laptime	No	Behind	Laptime	No	Behind	Laptime	No	Behind	Laptime
87		53.315	87		53.116	87		52.971	87		54.164	87		53.835
90	5.959	54.479	42	1 LAP	1:00.586	42	1 LAP	1:00.775	41	1 LAP	1:00.336	90	9.783	54.592
89	16.210	56.498	90	7.116	54.273	90	8.559	54.414	90	9.026	54.631	41	1 LAP	1:00.135
83	16.996	56.489	89	18.578	55.484	89	21.900	56.293	42	1 LAP	1:01.002	42	1 LAP	1:00.308
74	18.020	55.926	83	19.546	55.666	83	22.483	55.908	89	23.418	55.682	89	25.181	55.598
73	25.604	57.623	74	20.460	55.556	74	25.186	57.697	83	24.338	56.019	83	26.007	55.504
46	26.623	56.907	73	30.045	57.557	73	34.623	57.549	74	26.966	55.944	74	28.912	55.781
55	28.291	57.230	46	31.194	57.687	46	35.555	57.332	73	37.679	57.220	73	42.696	58.852
38	29.297	58.331	55	32.268	57.093	55	36.463	57.166	46	38.729	57.338	46	42.760	57.866
39	31.867	57.598	38	33.879	57.698	38	39.008	58.100	55	39.183	56.884	55	43.245	57.897
41	44.167	1:00.697	39	36.378	57.627	39	40.820	57.413	38	43.099	58.255	38	47.234	57.970
			41	51.393	1:00.342				39	43.933	57.277	39	47.666	57.568

Weather / Track : Bright / Dry

Brands Hatch Indy
 Circuit Length = 1.2079 miles
 Start: 13:56 End: 14:13

MGCC Moss-Europe BC V8's Championship

RACE 1 - LAP CHART

Lap 11			Lap 12			Lap 13			Lap 14			Lap 15		
No	Behind	Laptime	No	Behind	Laptime	No	Behind	Laptime	No	Behind	Laptime	No	Behind	Laptime
87		53.245	87		53.562	87		56.797	87		53.388	87		56.454
90	11.185	54.647	90	12.203	54.580	38	1 LAP	58.318	38	1 LAP	58.062	55	1 LAP	58.319
41	1 LAP	1:00.475	41	1 LAP	1:00.643	39	1 LAP	58.306	39	1 LAP	58.167	38	1 LAP	58.129
89	27.659	55.723	89	29.664	55.567	90	9.898	54.492	90	11.276	54.766	39	1 LAP	58.201
83	28.362	55.600	83	30.319	55.519	89	28.624	55.757	89	31.355	56.119	90	9.354	54.532
42	1 LAP	1:00.655	74	34.473	56.436	41	1 LAP	1:00.659	83	31.917	56.028	89	30.917	56.016
74	31.599	55.932	42	1 LAP	1:01.961	83	29.277	55.755	41	1 LAP	1:00.617	83	31.687	56.224
73	46.678	57.227	73	50.733	57.617	74	34.348	56.672	74	37.191	56.231	74	36.870	56.133
46	46.826	57.311	46	50.745	57.481	42	1 LAP	1:00.646	42	1 LAP	1:00.983	41	1 LAP	1:00.854
55	47.350	57.350	55	51.248	57.460	73	51.501	57.565	73	54.911	56.798	42	1 LAP	1:00.938
38	52.334	58.345				46	51.614	57.666	46	56.184	57.958			
39	52.762	58.341				55	52.107	57.656						

Weather / Track : Bright / Dry

Brands Hatch Indy
 Circuit Length = 1.2079 miles
 Start: 13:56 End: 14:13

MGCC Moss-Europe BC V8's Championship
RACE 1 - LAP CHART

Lap 16			Lap 17		
No	Behind	Laptime	No	Behind	Laptime
87		54.504	87		53.615
73	1 LAP	57.292	73	1 LAP	57.336
46	1 LAP	57.687	42	2 LAPS	1:01.094
55	1 LAP	56.988	55	1 LAP	57.293
90	9.740	54.890	46	1 LAP	57.478
38	1 LAP	58.264	90	10.594	54.469
39	1 LAP	58.016	38	1 LAP	58.107
89	32.821	56.408	39	1 LAP	58.065
83	33.531	56.348	89	34.863	55.657
74	38.626	56.260	83	35.774	55.858
41	1 LAP	1:01.062	74	41.956	56.945
			41	1 LAP	1:01.316

Weather / Track : Bright / Dry

Brands Hatch Indy
 Circuit Length = 1.2079 miles
 Start: 13:56 End: 14:13

SEMSEC Sports Racing and Kit Car Championship

QUALIFYING - RACE 2 - CLASSIFICATION

POS	NO	CL	NAME	ENTRY	TIME	ON	LAPS	GAP	DIFF	MPH
1	60	8	Mike FIELD	Stohr DSR	47.018	10	11			92.48
2	20	8	Mark BURTON	Jade Trackstar	47.146	5	10	0.128	0.128	92.23
3	46	9	Mark WHITE	Radical SR8	47.804	5	12	0.786	0.658	90.96
4	66	8	David WATSON	Radical PR6	49.016	5	13	1.998	1.212	88.71
5	32	8	John GOUNDRY	Radical SR3	49.928	6	12	2.910	0.912	87.09
6	58	7	Charles HARVEY-KELLY	Radical SR4	50.270	10	14	3.252	0.342	86.50
7	38	7	Mark BISHOP	Caterham Seven	51.162	8	8	4.144	0.892	84.99
8	63	6	Matthew CALLER	Caterham CSR	51.352	10	12	4.334	0.190	84.68
9	17	7	Doug NEWMAN	Caterham 7 Hibusa	51.796	8	9	4.778	0.444	83.95
10	40	6	Jonathan GIBBS	Caterham C400	52.231	12	14	5.213	0.435	83.25
11	9	6	Michael JONES	Caterham CSR	52.525	6	7	5.507	0.294	82.79
12	31	6	Paul GIBB	Caterham 7 HPC	53.295	9	13	6.277	0.770	81.59
13	54	7	Derek HAMBLY	Radical Clubsport	53.813	8	10	6.795	0.518	80.80
14	24	5	Alastair HEYS	Westfield Megabusa	54.545	11	13	7.527	0.732	79.72

Weather / Track : Bright / Dry
 These results are provisional until the conclusion of any judicial and technical matters.

Brands Hatch Indy
 Circuit Length = 1.2079 miles
 Start: 12:23 End: 12:37

Clerk of Course :		Timekeeper :
-------------------	--	--------------

SEMSEC Sports Racing and Kit Car Championship

QUALIFYING - RACE 2 - LAP ANALYSIS

9	Michael JONES		6 Caterham CSR				
1 -	1:02.187	+ 9.662	12:25:08.671	5 -	53.031	+ 0.506	12:28:45.558
2 -	54.983	+ 2.458	12:26:03.654	6 -	52.525		12:29:38.083
3 -	55.447	+ 2.922	12:26:59.101	7 -	3:00.336 P	+ 2:07.811	12:32:38.419
4 -	53.426	+ 0.901	12:27:52.527				
17	Doug NEWMAN		7 Caterham 7 Hibusa				
1 -	1:03.427	+ 11.631	12:24:51.845	6 -	53.123	+ 1.327	12:29:21.578
2 -	55.910	+ 4.114	12:25:47.755	7 -	52.016	+ 0.220	12:30:13.594
3 -	55.512	+ 3.716	12:26:43.267	8 -	51.796		12:31:05.390
4 -	52.892	+ 1.096	12:27:36.159	9 -	51.961	+ 0.165	12:31:57.351
5 -	52.296	+ 0.500	12:28:28.455				
20	Mark BURTON		8 Jade Trackstar				
1 -	1:01.355	+ 14.209	12:24:55.866	6 -	2:58.305 P	+ 2:11.159	12:31:10.297
2 -	52.154	+ 5.008	12:25:48.020	7 -	1:02.630	+ 15.484	12:32:12.927
3 -	49.106	+ 1.960	12:26:37.126	8 -	48.158	+ 1.012	12:33:01.085
4 -	47.720	+ 0.574	12:27:24.846	9 -	48.796	+ 1.650	12:33:49.881
5 -	47.146		12:28:11.992	10 -	47.462	+ 0.316	12:34:37.343
24	Alastair HEYS		5 Westfield Megabusa				
1 -	1:10.766	+ 16.221	12:25:01.422	8 -	55.039	+ 0.494	12:31:38.586
2 -	1:00.145	+ 5.600	12:26:01.567	9 -	1:00.460	+ 5.915	12:32:39.046
3 -	58.076	+ 3.531	12:26:59.643	10 -	55.113	+ 0.568	12:33:34.159
4 -	56.809	+ 2.264	12:27:56.452	11 -	54.545		12:34:28.704
5 -	55.650	+ 1.105	12:28:52.102	12 -	54.851	+ 0.306	12:35:23.555
6 -	55.320	+ 0.775	12:29:47.422	13 -	1:07.770	+ 13.225	12:36:31.325
7 -	56.125	+ 1.580	12:30:43.547				
31	Paul GIBB		6 Caterham 7 HPC				
1 -	1:05.236	+ 11.941	12:24:51.394	8 -	53.609	+ 0.314	12:31:15.964
2 -	57.719	+ 4.424	12:25:49.113	9 -	53.295		12:32:09.259
3 -	56.298	+ 3.003	12:26:45.411	10 -	54.141	+ 0.846	12:33:03.400
4 -	54.627	+ 1.332	12:27:40.038	11 -	54.487	+ 1.192	12:33:57.887
5 -	54.158	+ 0.863	12:28:34.196	12 -	53.525	+ 0.230	12:34:51.412
6 -	54.004	+ 0.709	12:29:28.200	13 -	53.753	+ 0.458	12:35:45.165
7 -	54.155	+ 0.860	12:30:22.355				
32	John GOUNDRY		8 Radical SR3				
1 -	1:01.344	+ 11.416	12:24:56.965	7 -	50.479	+ 0.551	12:30:03.428
2 -	52.662	+ 2.734	12:25:49.627	8 -	51.119	+ 1.191	12:30:54.547
3 -	51.858	+ 1.930	12:26:41.485	9 -	50.868	+ 0.940	12:31:45.415
4 -	51.105	+ 1.177	12:27:32.590	10 -	50.562	+ 0.634	12:32:35.977
5 -	50.431	+ 0.503	12:28:23.021	11 -	50.049	+ 0.121	12:33:26.026
6 -	49.928		12:29:12.949	12 -	51.849	+ 1.921	12:34:17.875
38	Mark BISHOP		7 Caterham Seven				
1 -	1:01.977	+ 10.815	12:25:05.245	5 -	52.172	+ 1.010	12:28:37.839
2 -	56.195	+ 5.033	12:26:01.440	6 -	52.163	+ 1.001	12:29:30.002
3 -	52.551	+ 1.389	12:26:53.991	7 -	55.966	+ 4.804	12:30:25.968
4 -	51.676	+ 0.514	12:27:45.667	8 -	51.162		12:31:17.130
40	Jonathan GIBBS		6 Caterham C400				
1 -	1:10.524	+ 18.293	12:24:55.554	8 -	54.251	+ 2.020	12:31:21.504
2 -	58.577	+ 6.346	12:25:54.131	9 -	53.372	+ 1.141	12:32:14.876
3 -	55.042	+ 2.811	12:26:49.173	10 -	52.303	+ 0.072	12:33:07.179
4 -	54.040	+ 1.809	12:27:43.213	11 -	52.555	+ 0.324	12:33:59.734
5 -	53.065	+ 0.834	12:28:36.278	12 -	52.231		12:34:51.965
6 -	58.077	+ 5.846	12:29:34.355	13 -	1:01.299	+ 9.068	12:35:53.264
7 -	52.898	+ 0.667	12:30:27.253	14 -	54.542	+ 2.311	12:36:47.806

Weather / Track : Bright / Dry

Brands Hatch Indy
Circuit Length = 1.2079 miles
Start: 12:23 End: 12:37

SEMSEC Sports Racing and Kit Car Championship

QUALIFYING - RACE 2 - LAP ANALYSIS


46	Mark WHITE		9 Radical SR8				
1 -	1:03.625	+ 15.821	12:24:55.535	7 -	47.966	+ 0.162	12:29:50.627
2 -	53.022	+ 5.218	12:25:48.557	8 -	2:55.886 P	+ 2:08.082	12:32:46.513
3 -	49.947	+ 2.143	12:26:38.504	9 -	1:00.461	+ 12.657	12:33:46.974
4 -	48.175	+ 0.371	12:27:26.679	10 -	49.743	+ 1.939	12:34:36.717
5 -	47.804		12:28:14.483	11 -	48.063	+ 0.259	12:35:24.780
6 -	48.178	+ 0.374	12:29:02.661	12 -	51.101	+ 3.297	12:36:15.881
54	Derek HAMBLY		7 Radical Clubsport				
1 -	1:04.198	+ 10.385	12:25:08.890	6 -	54.207	+ 0.394	12:29:42.912
2 -	56.217	+ 2.404	12:26:05.107	7 -	54.289	+ 0.476	12:30:37.201
3 -	55.153	+ 1.340	12:27:00.260	8 -	53.813		12:31:31.014
4 -	54.579	+ 0.766	12:27:54.839	9 -	54.441	+ 0.628	12:32:25.455
5 -	53.866	+ 0.053	12:28:48.705	10 -	54.067	+ 0.254	12:33:19.522
58	Charles HARVEY-KELLY		7 Radical SR4				
1 -	1:01.666	+ 11.396	12:25:04.021	8 -	50.872	+ 0.602	12:31:10.296
2 -	56.639	+ 6.369	12:26:00.660	9 -	50.723	+ 0.453	12:32:01.019
3 -	52.368	+ 2.098	12:26:53.028	10 -	50.270		12:32:51.289
4 -	51.090	+ 0.820	12:27:44.118	11 -	52.010	+ 1.740	12:33:43.299
5 -	52.354	+ 2.084	12:28:36.472	12 -	50.575	+ 0.305	12:34:33.874
6 -	51.712	+ 1.442	12:29:28.184	13 -	50.310	+ 0.040	12:35:24.184
7 -	51.240	+ 0.970	12:30:19.424	14 -	53.755	+ 3.485	12:36:17.939
60	Mike FIELD		8 Stohr DSR				
1 -	1:00.649	+ 13.631	12:24:57.611	7 -	47.884	+ 0.866	12:29:51.645
2 -	52.637	+ 5.619	12:25:50.248	8 -	1:02.075	+ 15.057	12:30:53.720
3 -	51.393	+ 4.375	12:26:41.641	9 -	47.139	+ 0.121	12:31:40.859
4 -	47.353	+ 0.335	12:27:28.994	10 -	47.018		12:32:27.877
5 -	47.145	+ 0.127	12:28:16.139	11 -	47.274	+ 0.256	12:33:15.151
6 -	47.622	+ 0.604	12:29:03.761				
63	Matthew CALLER		6 Caterham CSR				
1 -	1:08.216	+ 16.864	12:25:01.152	7 -	52.884	+ 1.532	12:30:22.433
2 -	55.485	+ 4.133	12:25:56.637	8 -	52.103	+ 0.751	12:31:14.536
3 -	53.989	+ 2.637	12:26:50.626	9 -	51.415	+ 0.063	12:32:05.951
4 -	53.024	+ 1.672	12:27:43.650	10 -	51.352		12:32:57.303
5 -	53.791	+ 2.439	12:28:37.441	11 -	1:58.686 P	+ 1:07.334	12:34:55.989
6 -	52.108	+ 0.756	12:29:29.549	12 -	1:51.722	+ 1:00.370	12:36:47.711
66	David WATSON		8 Radical PR6				
1 -	1:02.785	+ 13.769	12:25:03.252	8 -	50.068	+ 1.052	12:31:00.459
2 -	54.666	+ 5.650	12:25:57.918	9 -	49.534	+ 0.518	12:31:49.993
3 -	51.191	+ 2.175	12:26:49.109	10 -	50.177	+ 1.161	12:32:40.170
4 -	50.717	+ 1.701	12:27:39.826	11 -	49.845	+ 0.829	12:33:30.015
5 -	49.016		12:28:28.842	12 -	49.583	+ 0.567	12:34:19.598
6 -	51.325	+ 2.309	12:29:20.167	13 -	58.200	+ 9.184	12:35:17.798
7 -	50.224	+ 1.208	12:30:10.391				

Weather / Track : Bright / Dry

Brands Hatch Indy
Circuit Length = 1.2079 miles
Start: 12:23 End: 12:37

SEMSEC Sports Racing and Kit Car Championship

RACE 2 - GRID

ROW 7	53.813 54 Derek HAMBLY	54.545 24 Alastair HEYS
ROW 6	52.525 9 Michael JONES	53.295 31 Paul GIBB
ROW 5	51.796 17 Doug NEWMAN	52.231 40 Jonathan GIBBS
ROW 4	51.162 38 Mark BISHOP	51.352 63 Matthew CALLER
ROW 3	49.928 32 John GOUNDRY	50.270 58 Charles HARVEY-KELLY
ROW 2	47.804 46 Mark WHITE	49.016 66 David WATSON
ROW 1	47.018 60 Mike FIELD	47.146 20 Mark BURTON
Pole		
		

Brands Hatch Indy
Circuit Length = 1.2079 miles

These results are provisional until the conclusion of any judicial and technical matters.

Clerk of Course :		Timekeeper :
-------------------	--	--------------

SEMSEC Sports Racing and Kit Car Championship

RACE 2 - CLASSIFICATION

POS	NO	CL	NAME	ENTRY	LAPS	TIME	GAP	DIFF	MPH	BEST	ON
1	20	8	Mark BURTON	Jade Trackstar	13	12:34.145			74.96	46.584	4
2	60	8	Mike FIELD	Stohr DSR	13	12:35.379	1.234	1.234	74.83	46.588	4
3	66	8	David WATSON	Radical PR6	13	12:43.373	9.228	7.994	74.05	49.615	13
4	32	8	John GOUNDRY	Radical SR3	13	12:45.007	10.862	1.634	73.89	49.523	6
5	38	7	Mark BISHOP	Caterham Seven	13	12:45.596	11.451	0.589	73.84	50.667	5
6	63	6	Matthew CALLER	Caterham CSR	13	12:46.675	12.530	1.079	73.73	51.546	4
7	40	6	Jonathan GIBBS	Caterham C400	13	12:48.236	14.091	1.561	73.58	51.968	4
8	9	6	Michael JONES	Caterham CSR	12	12:42.173	1 lap	1 lap	68.46	53.071	3
9	31	6	Paul GIBB	Caterham 7 HPC	12	12:42.699	1 lap	0.526	68.41	52.719	12
10	24	5	Alastair HEYS	Westfield Megabusa	12	12:46.128	1 lap	3.429	68.11	54.389	4
11	17	7	Doug NEWMAN	Caterham 7 Hibusa	12	12:48.015	1 lap	1.887	67.94	50.418	5

NOT CLASSIFIED

DNF	58	7	Charles HARVEY-KELLY	Radical SR4	8	6:57.773	5 laps	4 laps	83.27	49.097	4
DNF	54	7	Derek HAMBLY	Radical Clubsport	6	5:31.297	7 laps	2 laps	78.75	53.222	3
DNF	46	9	Mark WHITE	Radical SR8	1	54.121	12 laps	5 laps	80.34		

FASTEST LAP

20	8	Mark BURTON	Jade Trackstar	4	46.584	93.34 mph	150.23 kph
58	7	Charles HARVEY-KELLY	Radical SR4	4	49.097	88.57 mph	142.54 kph
63	6	Matthew CALLER	Caterham CSR	4	51.546	84.36 mph	135.76 kph
24	5	Alastair HEYS	Westfield Megabusa	4	54.389	79.95 mph	128.67 kph
46	9	Mark WHITE	Radical SR8	0		0.00 mph	0.00 kph

Weather / Track : Bright / Dry

These results are provisional until the conclusion of any judicial and technical matters.

Brands Hatch Indy

Circuit Length = 1.2079 miles

Start: 14:22 End: 14:36

Clerk of Course :

Timekeeper :

SEMSEC Sports Racing and Kit Car Championship
RACE 2 - LAP CHART

Lap 1			Lap 2			Lap 3			Lap 4			Lap 5		
No	Behind	Laptime	No	Behind	Laptime	No	Behind	Laptime	No	Behind	Laptime	No	Behind	Laptime
20		51.690	20		46.598	20		46.586	20		46.584	20		46.795
60	1.070	52.760	60	1.358	46.886	60	1.774	47.002	60	1.778	46.588	60	1.892	46.909
46	2.431	54.121	66	8.948	50.741	66	14.090	51.728	66	17.813	50.307	66	21.870	50.852
66	4.805	56.495	38	10.485	51.520	38	14.758	50.859	38	18.894	50.720	38	22.766	50.667
38	5.563	57.253	40	13.396	52.455	32	17.943	50.944	32	21.633	50.274	32	24.403	49.565
40	7.539	59.229	32	13.585	51.805	17	18.884	51.803	17	23.315	51.015	17	26.938	50.418
32	8.378	1:00.068	17	13.667	51.881	63	19.773	51.826	63	24.735	51.546	58	28.401	49.562
17	8.384	1:00.074	63	14.533	52.027	40	20.320	53.510	58	25.634	49.097	63	29.773	51.833
63	9.104	1:00.794	31	16.197	53.442	58	23.121	50.868	40	25.704	51.968	40	30.959	52.050
31	9.353	1:01.043	9	17.708	53.883	31	23.251	53.640	31	30.232	53.565	31	37.056	53.619
9	10.423	1:02.113	58	18.839	50.319	9	24.193	53.071	9	30.688	53.079	9	37.316	53.423
54	11.340	1:03.030	54	19.135	54.393	54	25.771	53.222	54	33.019	53.832	54	39.766	53.542
24	12.068	1:03.758	24	20.488	55.018	24	28.390	54.488	24	36.195	54.389	24	43.827	54.427
58	15.118	1:06.808												

Weather / Track : Bright / Dry

Brands Hatch Indy
 Circuit Length = 1.2079 miles
 Start: 14:22 End: 14:36

SEMSEC Sports Racing and Kit Car Championship
RACE 2 - LAP CHART

Lap 6			Lap 7			Lap 8			Lap 9			Lap 10		
No	Behind	Laptime	No	Behind	Laptime	No	Behind	Laptime	No	Behind	Laptime	No	Behind	Laptime
20		46.694	20		47.008	20		49.241	20		1:12.342	20		1:35.675
60	1.864	46.666	60	2.239	47.383	9	1 LAP	53.999	9	1 LAP	1:11.912	9	1 LAP	1:35.454
66	25.625	50.449	24	1 LAP	55.441	31	1 LAP	54.391	60	2.284	1:11.311	60	2.070	1:35.461
38	26.775	50.703	66	29.192	50.575	60	3.315	50.317	31	1 LAP	1:12.628	31	1 LAP	1:35.594
32	27.232	49.523	32	31.163	50.939	24	1 LAP	55.432	24	1 LAP	1:05.738	24	1 LAP	1:35.235
17	31.239	50.995	38	31.950	52.183	66	31.257	51.306	66	21.188	1:02.273	66	6.539	1:21.026
58	31.533	49.826	58	35.223	50.698	32	31.637	49.715	32	22.242	1:02.947	32	7.547	1:20.980
63	35.641	52.562	17	37.202	52.971	38	34.965	52.256	38	23.042	1:00.419	38	8.904	1:21.537
40	37.904	53.639	63	40.902	52.269	58	36.577	50.595	63	34.397	1:02.686	63	9.451	1:10.729
9	43.849	53.227	40	44.154	53.258	17	40.249	52.288	40	35.966	1:00.351	40	10.474	1:10.183
31	44.949	54.587				63	44.053	52.392	17	56.724	1:28.817			
54	46.350	53.278				40	47.957	53.044						

Weather / Track : Bright / Dry

Brands Hatch Indy
 Circuit Length = 1.2079 miles
 Start: 14:22 End: 14:36

SEMSEC Sports Racing and Kit Car Championship
RACE 2 - LAP CHART


Lap 11			Lap 12			Lap 13		
No	Behind	Laptime	No	Behind	Laptime	No	Behind	Laptime
20		1:24.720	20		1:12.897	20		47.315
9	1 LAP	1:24.596	60	1.949	1:12.763	60	1.234	46.600
60	2.083	1:24.733	9	1 LAP	1:14.221	9	1 LAP	53.195
31	1 LAP	1:24.317	31	1 LAP	1:13.154	31	1 LAP	52.719
24	1 LAP	1:24.982	24	1 LAP	1:12.097	66	9.228	49.615
66	5.712	1:23.893	66	6.928	1:14.113	32	10.862	50.769
32	6.597	1:23.770	32	7.408	1:13.708	38	11.451	51.143
38	7.679	1:23.495	38	7.623	1:12.841	24	1 LAP	55.123
63	8.194	1:23.463	63	7.940	1:12.643	63	12.530	51.905
40	9.432	1:23.678	40	9.004	1:12.469	17	1 LAP	51.173
17	1 LAP	2:13.696	17	1 LAP	1:12.884	40	14.091	52.402

Weather / Track : Bright / Dry

Brands Hatch Indy
 Circuit Length = 1.2079 miles
 Start: 14:22 End: 14:36

SEMSEC Sports Racing and Kit Car Championship

RACE 6 - GRID

ROW 7	54 Derek HAMBLY	46 Mark WHITE
ROW 6	17 Doug NEWMAN	58 Charles HARVEY-KELLY
ROW 5	31 Paul GIBB	24 Alastair HEYS
ROW 4	40 Jonathan GIBBS	9 Michael JONES
ROW 3	38 Mark BISHOP	63 Matthew CALLER
ROW 2	66 David WATSON	32 John GOUNDRY
ROW 1	20 Mark BURTON	60 Mike FIELD
Pole		
		

Brands Hatch Indy
Circuit Length = 1.2079 miles

These results are provisional until the conclusion of any judicial and technical matters.

Clerk of Course :		Timekeeper :
-------------------	--	--------------

SEMSEC Sports Racing and Kit Car Championship

RACE 6 - CLASSIFICATION

POS	NO	CL	NAME	ENTRY	LAPS	TIME	GAP	DIFF	MPH	BEST	ON
1	20	8	Mark BURTON	Jade Trackstar	19	15:05.333			91.26	46.682	6
2	60	8	Mike FIELD	Stohr DSR	19	15:06.204	0.871	0.871	91.17	46.528	17
3	38	7	Mark BISHOP	Caterham Seven	18	15:39.188	1 lap	1 lap	83.34	50.890	7
4	17	7	Doug NEWMAN	Caterham 7 Hibusa	18	15:42.244	1 lap	3.056	83.07	50.940	5
5	63	6	Matthew CALLER	Caterham CSR	18	15:43.517	1 lap	1.273	82.96	51.008	16
6	40	6	Jonathan GIBBS	Caterham C400	18	15:51.976	1 lap	8.459	82.22	51.946	5
7	9	6	Michael JONES	Caterham CSR	17	15:09.778	2 laps	1 lap	81.25	52.192	13
8	31	6	Paul GIBB	Caterham 7 HPC	17	15:11.590	2 laps	1.812	81.09	52.717	13
9	32	8	John GOUNDRY	Radical SR3	17	15:34.737	2 laps	23.147	79.08	49.202	11
10	24	5	Alastair HEYS	Westfield Megabusa	17	15:35.011	2 laps	0.274	79.06	53.906	10
11	54	7	Derek HAMBLY	Radical Clubsport	17	15:36.460	2 laps	1.449	78.94	53.292	7
12	66	8	David WATSON	Radical PR6	16	15:11.657	3 laps	1 lap	76.32	49.139	12

FASTEST LAP

60	8	Mike FIELD	Stohr DSR	17	46.528	93.46 mph	150.41 kph
38	7	Mark BISHOP	Caterham Seven	7	50.890	85.45 mph	137.52 kph
63	6	Matthew CALLER	Caterham CSR	16	51.008	85.25 mph	137.20 kph
24	5	Alastair HEYS	Westfield Megabusa	10	53.906	80.67 mph	129.82 kph

Weather / Track : Bright / Dry
 These results are provisional until the conclusion of any judicial and technical matters.

Brands Hatch Indy
 Circuit Length = 1.2079 miles
 Start: 16:04 End: 16:20

Clerk of Course :	Timekeeper :
-------------------	--------------

SEMSEC Sports Racing and Kit Car Championship
RACE 6 - LAP CHART

Lap 1			Lap 2			Lap 3			Lap 4			Lap 5		
No	Behind	Laptime	No	Behind	Laptime	No	Behind	Laptime	No	Behind	Laptime	No	Behind	Laptime
20		52.290	20		47.572	20		46.843	20		46.828	20		46.689
60	0.772	53.062	60	0.434	47.234	60	0.526	46.935	60	0.837	47.139	60	0.988	46.840
66	4.261	56.551	66	6.869	50.180	66	10.467	50.441	66	13.971	50.332	66	18.489	51.207
38	4.891	57.181	38	8.774	51.455	38	13.083	51.152	38	17.297	51.042	38	21.837	51.229
63	6.202	58.492	63	10.618	51.988	63	14.960	51.185	32	18.962	50.086	32	22.241	49.968
40	6.970	59.260	40	11.670	52.272	32	15.704	50.676	63	20.163	52.031	63	24.718	51.244
31	7.444	59.734	32	11.871	51.296	40	17.099	52.272	17	21.858	51.290	17	26.109	50.940
32	8.147	1:00.437	31	12.721	52.849	17	17.396	51.318	40	22.629	52.358	40	27.886	51.946
9	8.378	1:00.668	17	12.921	52.057	31	19.043	53.165	31	25.611	53.396	31	33.186	54.264
17	8.436	1:00.726	9	13.741	52.935	9	19.450	52.552	9	25.768	53.146	9	33.352	54.273
24	11.117	1:03.407	24	19.367	55.822	24	27.234	54.710	24	35.064	54.658	24	42.931	54.556
54	11.399	1:03.689	54	19.422	55.595	54	27.357	54.778	54	35.087	54.558	54	43.111	54.713

Weather / Track : Bright / Dry

Brands Hatch Indy
 Circuit Length = 1.2079 miles
 Start: 16:04 End: 16:20

SEMSEC Sports Racing and Kit Car Championship
RACE 6 - LAP CHART

Lap 6			Lap 7			Lap 8			Lap 9			Lap 10		
No	Behind	Laptime	No	Behind	Laptime	No	Behind	Laptime	No	Behind	Laptime	No	Behind	Laptime
20		46.682	20		47.788	20		46.981	20		47.142	20		48.078
60	0.918	46.612	60	2.395	49.265	31	1 LAP	55.295	60	3.159	48.334	40	1 LAP	52.119
66	22.133	50.326	24	1 LAP	54.801	60	1.967	46.553	9	1 LAP	53.223	60	2.054	46.973
32	25.661	50.102	54	1 LAP	55.590	24	1 LAP	54.163	31	1 LAP	53.028	63	1 LAP	52.497
38	26.624	51.469	66	26.088	51.743	54	1 LAP	53.292	24	1 LAP	54.021	31	1 LAP	52.878
63	29.096	51.060	32	27.454	49.581	66	29.198	50.091	54	1 LAP	54.081	9	1 LAP	53.231
17	30.508	51.081	38	29.726	50.890	32	29.965	49.492	66	31.719	49.663	24	1 LAP	54.112
40	33.775	52.571	17	34.379	51.659	38	33.904	51.159	32	32.440	49.617	54	1 LAP	54.129
31	39.611	53.107	40	38.401	52.414	17	38.774	51.376	38	38.257	51.495	66	33.656	50.015
9	39.751	53.081	63	40.693	59.385	40	43.669	52.249	17	42.981	51.349	32	34.590	50.228
			9	46.578	54.615	63	44.844	51.132				38	41.689	51.510
												17	46.491	51.588

Weather / Track : Bright / Dry

Brands Hatch Indy
 Circuit Length = 1.2079 miles
 Start: 16:04 End: 16:20

SEMSEC Sports Racing and Kit Car Championship
RACE 6 - LAP CHART

Lap 11			Lap 12			Lap 13			Lap 14			Lap 15		
No	Behind	Laptime	No	Behind	Laptime	No	Behind	Laptime	No	Behind	Laptime	No	Behind	Laptime
20		47.052	20		47.225	20		48.697	20		47.611	20		48.926
60	1.843	46.841	60	1.923	47.305	60	1.347	48.121	60	2.195	48.459	60	1.484	48.215
40	1 LAP	52.330	17	1 LAP	53.250	38	1 LAP	54.922	32	2 LAPS	1:55.632	24	2 LAPS	54.499
63	1 LAP	51.550	40	1 LAP	52.022	17	1 LAP	52.165	38	1 LAP	52.548	54	2 LAPS	55.096
9	1 LAP	52.252	63	1 LAP	51.408	40	1 LAP	52.646	17	1 LAP	51.367	32	2 LAPS	52.981
31	1 LAP	53.109	9	1 LAP	52.284	63	1 LAP	52.571	63	1 LAP	51.962	38	1 LAP	52.391
24	1 LAP	53.906	31	1 LAP	52.876	9	1 LAP	53.228	40	1 LAP	52.691	17	1 LAP	53.070
54	1 LAP	53.876	24	1 LAP	54.349	31	1 LAP	52.722	9	1 LAP	52.192	63	1 LAP	51.663
66	36.112	49.508	54	1 LAP	54.535	66	40.972	51.643	31	1 LAP	52.717	40	1 LAP	52.183
32	36.740	49.202	66	38.026	49.139	24	1 LAP	55.047				9	1 LAP	52.493
38	46.312	51.675				54	1 LAP	55.185				31	1 LAP	52.778

Weather / Track : Bright / Dry

Brands Hatch Indy
 Circuit Length = 1.2079 miles
 Start: 16:04 End: 16:20

SEMSEC Sports Racing and Kit Car Championship
RACE 6 - LAP CHART

Lap 16			Lap 17			Lap 18			Lap 19		
No	Behind	Laptime	No	Behind	Laptime	No	Behind	Laptime	No	Behind	Laptime
20		47.057	20		47.243	20		47.482	20		47.147
60	1.680	47.253	66	3 LAPS	2:30.263	60	0.387	46.904	60	0.871	47.631
24	2 LAPS	54.199	60	0.965	46.528	31	2 LAPS	53.399	9	2 LAPS	53.614
54	2 LAPS	54.902	24	2 LAPS	54.190	66	3 LAPS	50.451	31	2 LAPS	52.991
32	2 LAPS	52.189	54	2 LAPS	54.373	24	2 LAPS	54.212	66	3 LAPS	50.104
38	1 LAP	52.817	32	2 LAPS	50.932	54	2 LAPS	53.986	32	2 LAPS	51.456
17	1 LAP	52.766	38	1 LAP	51.792	32	2 LAPS	50.862	24	2 LAPS	54.359
63	1 LAP	51.206	17	1 LAP	52.011	38	1 LAP	52.351	54	2 LAPS	54.082
40	1 LAP	52.549	63	1 LAP	51.008	17	1 LAP	52.076	38	1 LAP	52.110
9	1 LAP	52.945	40	1 LAP	52.270	63	1 LAP	51.371	17	1 LAP	52.155
31	1 LAP	53.282	9	1 LAP	53.046	40	1 LAP	53.278	63	1 LAP	51.764
									40	1 LAP	54.546

Weather / Track : Bright / Dry

Brands Hatch Indy
 Circuit Length = 1.2079 miles
 Start: 16:04 End: 16:20

SEMSEC Saloon and Sports Car Championship

QUALIFYING - RACE 3 - CLASSIFICATION

POS	NO	CL	NAME	ENTRY	TIME	ON	LAPS	GAP	DIFF	MPH
1	33	4	Jason WATERMAN	Peugeot 206	53.741	11	13			80.91
2	49	4	Steve WATERMAN	Toyota Starlet	54.625	7	13	0.884	0.884	79.60
3	54	4	James GUEST	Rover Mini	55.169	13	13	1.428	0.544	78.82
4	2	2	Barrie COPE	Vauxhall Nova	58.522	6	7	4.781	3.353	74.30
5	27	2	Stuart GIBBONS	Ginetta G20	58.872	12	12	5.131	0.350	73.86
6	7	2	Peter OSBORNE	Renault Clio 16v	59.341	11	11	5.600	0.469	73.28
7	4	4	Ian TURNBULL	Honda S2000	59.739	6	11	5.998	0.398	72.79
8	92	1	Steve JONES	Morris Cooper S	1:02.553	7	8	8.812	2.814	69.51
9	11	2	Barry DREGHORN	Toyota MR2 Mk1	1:02.737	11	11	8.996	0.184	69.31
10	48	3	Christopher GOULD	Mitsubishi Lancer Evo 4	1:03.628	9	11	9.887	0.891	68.34

Weather / Track : Bright / Dry
 These results are provisional until the conclusion of any judicial and technical matters.

Brands Hatch Indy
 Circuit Length = 1.2079 miles
 Start: 12:43 End: 12:56

Clerk of Course :		Timekeeper :
-------------------	--	--------------

SEMSEC Saloon and Sports Car Championship

QUALIFYING - RACE 3 - LAP ANALYSIS

2	Barrie COPE			2 Vauxhall Nova			
1 -	1:21.239	+ 22.717	12:45:13.721	5 -	58.848	+ 0.326	12:49:21.509
2 -	1:07.275	+ 8.753	12:46:20.996	6 -	58.522		12:50:20.031
3 -	1:01.819	+ 3.297	12:47:22.815	7 -	58.708	+ 0.186	12:51:18.739
4 -	59.846	+ 1.324	12:48:22.661				
4	Ian TURNBULL			4 Honda S2000			
1 -	1:22.659	+ 22.920	12:45:09.623	7 -	1:00.875	+ 1.136	12:51:25.460
2 -	1:11.044	+ 11.305	12:46:20.667	8 -	1:00.485	+ 0.746	12:52:25.945
3 -	1:03.661	+ 3.922	12:47:24.328	9 -	1:00.391	+ 0.652	12:53:26.336
4 -	1:00.548	+ 0.809	12:48:24.876	10 -	1:00.341	+ 0.602	12:54:26.677
5 -	59.970	+ 0.231	12:49:24.846	11 -	1:00.807	+ 1.068	12:55:27.484
6 -	59.739		12:50:24.585				
7	Peter OSBORNE			2 Renault Clio 16v			
1 -	1:27.070	+ 27.729	12:45:07.044	7 -	59.598	+ 0.257	12:51:38.032
2 -	1:19.271	+ 19.930	12:46:26.315	8 -	1:01.154	+ 1.813	12:52:39.186
3 -	1:05.076	+ 5.735	12:47:31.391	9 -	59.554	+ 0.213	12:53:38.740
4 -	1:04.155	+ 4.814	12:48:35.546	10 -	59.756	+ 0.415	12:54:38.496
5 -	1:02.128	+ 2.787	12:49:37.674	11 -	59.341		12:55:37.837
6 -	1:00.760	+ 1.419	12:50:38.434				
11	Barry DREGHORN			2 Toyota MR2 Mk1			
1 -	1:26.976	+ 24.239	12:45:08.363	7 -	1:03.546	+ 0.809	12:51:42.633
2 -	1:11.824	+ 9.087	12:46:20.187	8 -	1:03.023	+ 0.286	12:52:45.656
3 -	1:06.776	+ 4.039	12:47:26.963	9 -	1:03.472	+ 0.735	12:53:49.128
4 -	1:04.625	+ 1.888	12:48:31.588	10 -	1:03.861	+ 1.124	12:54:52.989
5 -	1:04.169	+ 1.432	12:49:35.757	11 -	1:02.737		12:55:55.726
6 -	1:03.330	+ 0.593	12:50:39.087				
27	Stuart GIBBONS			2 Ginetta G20			
1 -	1:22.214	+ 23.342	12:45:10.351	7 -	58.969	+ 0.097	12:51:18.034
2 -	1:07.601	+ 8.729	12:46:17.952	8 -	1:00.134	+ 1.262	12:52:18.168
3 -	1:01.804	+ 2.932	12:47:19.756	9 -	59.896	+ 1.024	12:53:18.064
4 -	1:00.459	+ 1.587	12:48:20.215	10 -	58.988	+ 0.116	12:54:17.052
5 -	59.297	+ 0.425	12:49:19.512	11 -	58.999	+ 0.127	12:55:16.051
6 -	59.553	+ 0.681	12:50:19.065	12 -	58.872		12:56:14.923
33	Jason WATERMAN			4 Peugeot 206			
1 -	1:12.327	+ 18.586	12:44:47.506	8 -	55.051	+ 1.310	12:51:20.967
2 -	59.540	+ 5.799	12:45:47.046	9 -	56.380	+ 2.639	12:52:17.347
3 -	57.019	+ 3.278	12:46:44.065	10 -	53.920	+ 0.179	12:53:11.267
4 -	56.070	+ 2.329	12:47:40.135	11 -	53.741		12:54:05.008
5 -	54.811	+ 1.070	12:48:34.946	12 -	55.995	+ 2.254	12:55:01.003
6 -	56.368	+ 2.627	12:49:31.314	13 -	54.506	+ 0.765	12:55:55.509
7 -	54.602	+ 0.861	12:50:25.916				
48	Christopher GOULD			3 Mitsubishi Lancer Evo 4			
1 -	1:24.343	+ 20.715	12:45:09.651	7 -	1:04.224	+ 0.596	12:51:52.911
2 -	1:15.263	+ 11.635	12:46:24.914	8 -	1:04.127	+ 0.499	12:52:57.038
3 -	1:05.323	+ 1.695	12:47:30.237	9 -	1:03.628		12:54:00.666
4 -	1:04.959	+ 1.331	12:48:35.196	10 -	1:04.534	+ 0.906	12:55:05.200
5 -	1:07.665	+ 4.037	12:49:42.861	11 -	1:04.454	+ 0.826	12:56:09.654
6 -	1:05.826	+ 2.198	12:50:48.687				
49	Steve WATERMAN			4 Toyota Starlet			
1 -	1:13.226	+ 18.601	12:44:46.364	8 -	55.261	+ 0.636	12:51:20.386
2 -	59.768	+ 5.143	12:45:46.132	9 -	54.960	+ 0.335	12:52:15.346
3 -	56.554	+ 1.929	12:46:42.686	10 -	54.648	+ 0.023	12:53:09.994
4 -	56.010	+ 1.385	12:47:38.696	11 -	54.778	+ 0.153	12:54:04.772
5 -	55.445	+ 0.820	12:48:34.141	12 -	56.057	+ 1.432	12:55:00.829
6 -	56.359	+ 1.734	12:49:30.500	13 -	55.526	+ 0.901	12:55:56.355

Weather / Track : Bright / Dry

Brands Hatch Indy
Circuit Length = 1.2079 miles
Start: 12:43 End: 12:56

SEMSEC Saloon and Sports Car Championship
QUALIFYING - RACE 3 - LAP ANALYSIS


7 -	54.625		12:50:25.125				
54	James GUEST		4	Rover Mini			
1 -	1:18.620	+ 23.451	12:44:56.717	8 -	55.747	+ 0.578	12:51:38.527
2 -	1:02.052	+ 6.883	12:45:58.769	9 -	56.229	+ 1.060	12:52:34.756
3 -	57.805	+ 2.636	12:46:56.574	10 -	55.644	+ 0.475	12:53:30.400
4 -	58.216	+ 3.047	12:47:54.790	11 -	56.296	+ 1.127	12:54:26.696
5 -	55.872	+ 0.703	12:48:50.662	12 -	55.230	+ 0.061	12:55:21.926
6 -	56.239	+ 1.070	12:49:46.901	13 -	55.169		12:56:17.095
7 -	55.879	+ 0.710	12:50:42.780				
92	Steve JONES		1	Morris Cooper S			
1 -	1:24.748	+ 22.195	12:45:08.981	5 -	1:02.983	+ 0.430	12:49:31.441
2 -	1:11.004	+ 8.451	12:46:19.985	6 -	1:03.198	+ 0.645	12:50:34.639
3 -	1:04.538	+ 1.985	12:47:24.523	7 -	1:02.553		12:51:37.192
4 -	1:03.935	+ 1.382	12:48:28.458	8 -	1:06.037	+ 3.484	12:52:43.229

Weather / Track : Bright / Dry

Brands Hatch Indy
 Circuit Length = 1.2079 miles
 Start: 12:43 End: 12:56

SEMSEC Saloon and Sports Car Championship

RACE 3 - GRID

ROW 5	1:02.737 11 Barry DREGHORN	1:03.628 48 Christopher GOULD
ROW 4	59.739 4 Ian TURNBULL	1:02.553 92 Steve JONES
ROW 3	58.872 27 Stuart GIBBONS	59.341 7 Peter OSBORNE
ROW 2	55.169 54 James GUEST	58.522 2 Barrie COPE
ROW 1	53.741 33 Jason WATERMAN	54.625 49 Steve WATERMAN
Pole		
		

Brands Hatch Indy
Circuit Length = 1.2079 miles

These results are provisional until the conclusion of any judicial and technical matters.

Clerk of Course :		Timekeeper :
-------------------	--	--------------

SEMSEC Saloon and Sports Car Championship

RACE 3 - CLASSIFICATION

POS	NO	CL	NAME	ENTRY	LAPS	TIME	GAP	DIFF	MPH	BEST	ON
1	49	4	Steve WATERMAN	Toyota Starlet	14	12:54.193			78.63	54.108	5
2	54	4	James GUEST	Rover Mini	14	12:55.106	0.913	0.913	78.54	54.169	10
3	33	4	Jason WATERMAN	Peugeot 206	14	13:09.366	15.173	14.260	77.12	53.690	6
4	2	2	Barrie COPE	Vauxhall Nova	14	13:42.142	47.949	32.776	74.05	57.327	8
5	7	2	Peter OSBORNE	Renault Clio 16v	14	13:45.660	51.467	3.518	73.73	57.763	8
6	27	2	Stuart GIBBONS	Ginetta G20	13	12:55.127	1 lap	1 lap	72.93	57.878	8
7	4	4	Ian TURNBULL	Honda S2000	13	13:01.805	1 lap	6.678	72.30	58.468	4
8	11	2	Barry DREGHORN	Toyota MR2 Mk1	13	13:47.623	1 lap	45.818	68.30	1:01.496	8
9	48	3	Christopher GOULD	Mitsubishi Lancer Evo 4	12	12:58.109	2 laps	1 lap	67.06	1:01.855	8

NOT CLASSIFIED

DNF	92	1	Steve JONES	Morris Cooper S	8	8:31.959	6 laps	4 laps	67.95	1:02.691	4
-----	----	---	-------------	-----------------	---	----------	--------	--------	-------	----------	---

FASTEST LAP

33	4	Jason WATERMAN	Peugeot 206	6	53.690	80.99 mph	130.34 kph
2	2	Barrie COPE	Vauxhall Nova	8	57.327	75.85 mph	122.07 kph
48	3	Christopher GOULD	Mitsubishi Lancer Evo 4	8	1:01.855	70.30 mph	113.14 kph
92	1	Steve JONES	Morris Cooper S	4	1:02.691	69.36 mph	111.63 kph

Weather / Track : Cloudy / Dry

These results are provisional until the conclusion of any judicial and technical matters.

Brands Hatch Indy
Circuit Length = 1.2079 miles
Start: 14:46 End: 15:00

Clerk of Course :	Timekeeper :
-------------------	--------------

SEMSEC Saloon and Sports Car Championship
RACE 3 - LAP CHART

Lap 1			Lap 2			Lap 3			Lap 4			Lap 5		
No	Behind	Laptime	No	Behind	Laptime	No	Behind	Laptime	No	Behind	Laptime	No	Behind	Laptime
49		1:00.865	49		55.074	49		54.966	33		54.019	33		53.963
33	0.174	1:01.039	33	0.668	55.568	33	0.188	54.486	49	0.837	55.044	49	0.982	54.108
54	0.949	1:01.814	54	0.866	54.991	54	1.046	55.146	54	1.256	54.417	54	1.479	54.186
2	4.745	1:05.610	2	8.259	58.588	2	11.605	58.312	2	15.235	57.837	2	19.376	58.104
7	5.193	1:06.058	7	8.701	58.582	7	12.146	58.411	7	16.223	58.284	7	20.855	58.595
4	5.848	1:06.713	4	9.298	58.524	4	13.228	58.896	4	17.489	58.468	4	22.335	58.809
27	8.979	1:09.844	27	12.901	58.996	27	16.574	58.639	27	21.161	58.794	27	26.773	59.575
92	9.568	1:10.433	92	17.985	1:03.491	92	26.175	1:03.156	92	34.659	1:02.691	92	43.430	1:02.734
11	11.733	1:12.598	11	19.355	1:02.696	11	26.888	1:02.499	11	35.617	1:02.936	11	44.159	1:02.505
48	12.420	1:13.285	48	20.029	1:02.683	48	27.510	1:02.447	48	36.467	1:03.164	48	45.278	1:02.774

Weather / Track : Cloudy / Dry

Brands Hatch Indy
 Circuit Length = 1.2079 miles
 Start: 14:46 End: 15:00

SEMSEC Saloon and Sports Car Championship
RACE 3 - LAP CHART

Lap 6			Lap 7			Lap 8			Lap 9			Lap 10		
No	Behind	Laptime	No	Behind	Laptime	No	Behind	Laptime	No	Behind	Laptime	No	Behind	Laptime
33		53.690	33		53.733	33		55.449	33		54.337	33		53.942
49	1.933	54.641	48	1 LAP	1:02.519	49	1.915	54.729	49	2.648	55.070	49	3.113	54.407
54	2.436	54.647	49	2.635	54.435	54	3.300	55.422	54	3.298	54.335	54	3.525	54.169
2	23.815	58.129	54	3.327	54.624	92	1 LAP	1:02.954	11	1 LAP	1:01.496	11	1 LAP	1:02.409
7	25.316	58.151	2	28.377	58.295	11	1 LAP	1:03.029	92	1 LAP	1:03.737	48	1 LAP	1:10.276
4	27.338	58.693	7	29.709	58.126	48	1 LAP	1:03.740	48	1 LAP	1:01.855	2		39.255 59.807
27	32.153	59.070	4	32.881	59.276	2	30.255	57.327	2	33.390	57.472	7		41.163 59.094
92	52.503	1:02.763	27	37.061	58.641	7	32.023	57.763	7	36.011	58.325	4		47.363 59.774
11	53.224	1:02.755				4	36.545	59.113	4	41.531	59.323	27		47.941 58.531
						27	39.490	57.878	27	43.352	58.199			

Weather / Track : Cloudy / Dry

Brands Hatch Indy
 Circuit Length = 1.2079 miles
 Start: 14:46 End: 15:00

SEMSEC Saloon and Sports Car Championship
RACE 3 - LAP CHART


Lap 11			Lap 12			Lap 13			Lap 14		
No	Behind	Laptime	No	Behind	Laptime	No	Behind	Laptime	No	Behind	Laptime
33		54.228	49		54.639	49		55.626	49		56.196
49	3.278	54.393	54	0.703	54.641	54	0.663	55.586	54	0.913	56.446
54	3.979	54.682	33	3.844	1:01.761	4	1 LAP	1:01.539	27	1 LAP	59.755
11	1 LAP	1:02.329	11	1 LAP	1:04.209	33	17.204	1:08.986	48	2 LAPS	1:07.446
48	1 LAP	1:03.876	2	43.691	58.952	11	1 LAP	1:04.639	4	1 LAP	1:02.264
2	42.656	57.629	7	45.945	58.843	2	46.178	58.113	33	15.173	54.165
7	45.019	58.084	48	1 LAP	1:04.044	7	49.013	58.694	2	47.949	57.967
27	52.632	58.919	27	53.001	58.286				7	51.467	58.650
4	53.548	1:00.413							11	1 LAP	1:03.523

Weather / Track : Cloudy / Dry

Brands Hatch Indy
 Circuit Length = 1.2079 miles
 Start: 14:46 End: 15:00

SEMSEC Saloon and Sports Car Championship

RACE 7 - GRID

ROW 5	48 Christopher GOULD	92 Steve JONES
ROW 4	4 Ian TURNBULL	11 Barry DREGHORN
ROW 3	7 Peter OSBORNE	27 Stuart GIBBONS
ROW 2	33 Jason WATERMAN	2 Barrie COPE
ROW 1	49 Steve WATERMAN	54 James GUEST
Pole		
		

Brands Hatch Indy
Circuit Length = 1.2079 miles

These results are provisional until the conclusion of any judicial and technical matters.

Clerk of Course :		Timekeeper :
-------------------	--	--------------

SEMSEC Saloon and Sports Car Championship

RACE 7 - CLASSIFICATION

POS	NO	CL	NAME	ENTRY	LAPS	TIME	GAP	DIFF	MPH	BEST	ON
1	33	4	Jason WATERMAN	Peugeot 206	17	15:43.719			78.33	54.247	7
2	49	4	Steve WATERMAN	Toyota Starlet	17	15:48.258	4.539	4.539	77.96	54.538	10
3	2	2	Barrie COPE	Vauxhall Nova	17	16:46.663	1:02.944	58.405	73.43	56.432	2
4	27	2	Stuart GIBBONS	Ginetta G20	16	15:55.808	1 lap	1 lap	72.79	58.018	11
5	7	2	Peter OSBORNE	Renault Clio 16v	16	16:03.447	1 lap	7.639	72.21	58.660	9
6	4	4	Ian TURNBULL	Honda S2000	16	16:09.594	1 lap	6.147	71.75	58.690	7
7	11	2	Barry DREGHORN	Toyota MR2 Mk1	16	16:48.576	1 lap	38.982	68.98	1:01.342	13

NOT CLASSIFIED

DNF	54	4	James GUEST	Rover Mini	14	13:04.158	3 laps	2 laps	77.63	54.429	8
DNF	48	3	Christopher GOULD	Mitsubishi Lancer Evo 4	14	14:40.808	3 laps	1:36.650	69.11	1:01.354	12

FASTEST LAP

33	4	Jason WATERMAN	Peugeot 206	7	54.247	80.16 mph	129.00 kph
2	2	Barrie COPE	Vauxhall Nova	2	56.432	77.05 mph	124.01 kph
48	3	Christopher GOULD	Mitsubishi Lancer Evo 4	12	1:01.354	70.87 mph	114.06 kph

Weather / Track : Cloudy / Dry

These results are provisional until the conclusion of any judicial and technical matters.

Brands Hatch Indy
Circuit Length = 1.2079 miles
Start: 16:26 End: 16:43

Clerk of Course :		Timekeeper :
-------------------	--	--------------

SEMSEC Saloon and Sports Car Championship
RACE 7 - LAP CHART

Lap 1			Lap 2			Lap 3			Lap 4			Lap 5		
No	Behind	Laptime	No	Behind	Laptime	No	Behind	Laptime	No	Behind	Laptime	No	Behind	Laptime
49		1:02.705	49		56.170	33		55.077	33		54.955	33		54.729
33	0.117	1:02.822	33	0.058	56.111	49	0.865	56.000	49	1.079	55.169	49	0.918	54.568
54	0.645	1:03.350	54	0.542	56.067	54	1.137	55.730	54	1.550	55.368	54	1.849	55.028
2	1.809	1:04.514	2	2.071	56.432	2	3.675	56.739	2	5.682	56.962	2	8.688	57.735
7	5.334	1:08.039	7	9.243	1:00.079	7	14.374	1:00.266	7	18.699	59.280	7	22.824	58.552
27	5.822	1:08.527	27	9.746	1:00.094	27	15.149	1:00.538	27	19.001	58.807	27	23.842	59.872
4	6.299	1:09.004	4	10.058	59.929	4	15.215	1:00.292	4	19.372	59.112	4	24.159	59.516
11	9.262	1:11.967	11	15.757	1:02.665	11	22.894	1:02.272	11	30.052	1:02.113	11	37.630	1:02.307
48	9.944	1:12.649	48	16.326	1:02.552	48	23.593	1:02.402	48	30.948	1:02.310	48	38.545	1:02.326

Weather / Track : Cloudy / Dry

Brands Hatch Indy
 Circuit Length = 1.2079 miles
 Start: 16:26 End: 16:43

SEMSEC Saloon and Sports Car Championship
RACE 7 - LAP CHART

Lap 6			Lap 7			Lap 8			Lap 9			Lap 10		
No	Behind	Laptime	No	Behind	Laptime	No	Behind	Laptime	No	Behind	Laptime	No	Behind	Laptime
33		54.443	33		54.247	33		54.353	33		55.438	33		55.011
49	1.326	54.851	49	2.230	55.151	48	1 LAP	1:02.518	49	1.947	54.542	49	1.474	54.538
54	2.130	54.724	54	2.833	54.950	49	2.843	54.966	54	2.608	55.137	54	2.221	54.624
2	12.444	58.199	2	16.879	58.682	54	2.909	54.429	11	1 LAP	1:02.774	11	1 LAP	1:01.930
27	28.202	59.821	27	32.547	58.592	2	20.842	58.316	48	1 LAP	1:03.790	48	1 LAP	1:01.375
7	29.732	1:00.333	4	34.260	58.690	27	36.838	58.644	2	24.212	58.808	2	27.514	58.313
4	29.817	1:00.101	7	35.067	59.582	4	38.851	58.944	27	39.542	58.142	27	42.773	58.242
11	45.628	1:02.441	11	53.006	1:01.625	7	39.603	58.889	4	42.328	58.915	4	46.267	58.950
48	46.098	1:01.996							7	42.825	58.660	7	46.789	58.975

Weather / Track : Cloudy / Dry

Brands Hatch Indy
 Circuit Length = 1.2079 miles
 Start: 16:26 End: 16:43

SEMSEC Saloon and Sports Car Championship
RACE 7 - LAP CHART

Lap 11			Lap 12			Lap 13			Lap 14			Lap 15		
No	Behind	Laptime	No	Behind	Laptime	No	Behind	Laptime	No	Behind	Laptime	No	Behind	Laptime
33		54.644	33		54.551	33		55.743	33		54.284	33		54.888
49	1.775	54.945	49	1.903	54.679	4	1 LAP	1:00.237	49	1.960	55.260	27	1 LAP	58.762
54	2.111	54.534	54	2.297	54.737	49	0.984	54.824	7	1 LAP	1:00.407	49	2.100	55.028
11	1 LAP	1:01.914	11	1 LAP	1:01.693	54	3.183	56.629	4	1 LAP	1:01.456	7	1 LAP	59.007
48	1 LAP	1:01.571	48	1 LAP	1:01.506	11	1 LAP	1:01.772	54	7.750	58.851	4	1 LAP	58.920
2	31.460	58.590	2	35.368	58.459	48	1 LAP	1:01.354	11	1 LAP	1:01.342	2	46.880	59.412
27	46.147	58.018	27	50.035	58.439	2	37.567	57.942	2	42.356	59.073	11	1 LAP	1:02.694
4	50.332	58.709	7	55.586	59.047	27	52.345	58.053	48	1 LAP	1:02.859	48	1 LAP	1:01.600
7	51.090	58.945												

Weather / Track : Cloudy / Dry

Brands Hatch Indy
 Circuit Length = 1.2079 miles
 Start: 16:26 End: 16:43

**SEMSEC Saloon and Sports Car Championship
RACE 7 - LAP CHART**

Lap 16			Lap 17		
No	Behind	Laptime	No	Behind	Laptime
33		54.719	33		57.704
49	2.399	55.018	49	4.539	59.844
27	1 LAP	58.469	27	1 LAP	1:04.108
7	1 LAP	58.996	7	1 LAP	1:03.070
4	1 LAP	59.486	4	1 LAP	1:07.333
2	53.657	1:01.496	2	1:02.944	1:06.991
11	1 LAP	1:03.275	11	1 LAP	1:05.792

Weather / Track : Cloudy / Dry

Brands Hatch Indy
Circuit Length = 1.2079 miles
Start: 16:26 End: 16:43

MGCC Motoring Classics Thoroughbred Sportscar Championship

QUALIFYING - RACE 4 - CLASSIFICATION

POS	NO	CL	NAME	ENTRY	TIME	ON	LAPS	GAP	DIFF	MPH
1	86	D	Simon GARRAD	Jaguar D-Type Replica	55.433	8	11			78.44
2	2	D	Russell McCARTHY	MGA Roadster	56.165	6	8	0.732	0.732	77.42
3	67	C	Jon ELLISON	Triumph TR6	56.254	9	16	0.821	0.089	77.30
4	95	D	John WILKES	Jaguar D-Type Replica	56.418	12	16	0.985	0.164	77.07
5	66	C	Simon CRIPPS	MGB GT V8	56.618	4	7	1.185	0.200	76.80
6	58	C	Jeremy KNIGHT	Jaguar D-Type Rep	56.869	10	15	1.436	0.251	76.46
7	55	C	Rob SPENCER	MGB GT V8	57.205	15	15	1.772	0.336	76.01
8	26	B	Peter BARNARD	Elva Courier Mk1	57.390	14	14	1.957	0.185	75.77
9	61	C	Tim FALCE	Jaguar D Type Replica	57.490	11	15	2.057	0.100	75.64
10	28	B	Joe PARRINGTON	MGB GTV8	57.680	14	15	2.247	0.190	75.39
11	77	C	Barry HOLMES	MGB GT V8	57.754	14	15	2.321	0.074	75.29
12	68	C	Sharlie GODDARD	Morgan Plus 8	57.822	15	16	2.389	0.068	75.20
13	80	C	Terry HOLMES	MGB GT V8	57.839	14	14	2.406	0.017	75.18
14	90	D	Rob ROODHOUSE	Triumph TR6	57.967	7	15	2.534	0.128	75.01
15	38	B	Ian PRIOR	MGB Roadster	58.125	8	15	2.692	0.158	74.81
16	71	C	Graham PADDICK	Kougar Jaguar	58.292	11	14	2.859	0.167	74.60
17	36	B	Colin JONES	MGA Twin Cam	58.915	13	15	3.482	0.623	73.81
18	35	B	John YEA	MGB Roadster	59.556	13	15	4.123	0.641	73.01
19	8	A	Bob LUFF	MGB FIA	1:00.305	13	14	4.872	0.749	72.11
20	42	B	Robert INNES-KER	MGA Roadster	1:00.309	7	9	4.876	0.004	72.10
21	63	C	Jeff HOOPER	Triumph TR6	1:00.717	5	15	5.284	0.408	71.62
22	53	C	Kathy SHERRY	Morgan Plus 8	1:01.161	6	15	5.728	0.444	71.10
23	4	A	Peter HISCOCKS	MGA	1:01.610	8	15	6.177	0.449	70.58
24	94	D	Phillip LAMBE	Triumph TR6	1:02.495	13	14	7.062	0.885	69.58
25	40	B	Spencer McCARTHY	MGB Roadster	1:02.508	4	5	7.075	0.013	69.56
26	60	C	Neil FOWLER	MGC Roadster	1:02.849	13	13	7.416	0.341	69.19
27	73	C	Alistair BELL	MGB GT V8	1:03.115	12	14	7.682	0.266	68.89
28	65	C	Ben WHITE	MGB GT V8	1:04.205	13	13	8.772	1.090	67.72
29	7	A	Brian PLAYFORD	MGB	1:04.855	5	11	9.422	0.650	67.05
30	11	A	Martyn CLEWS	MG Midget Sprite	1:04.929	13	13	9.496	0.074	66.97

Car No 7 needs a working transponder

Brands Hatch Indy
Circuit Length = 1.2079 miles
Start: 12:58 End: 13:15

Weather / Track : Bright / Dry
These results are provisional until the conclusion of any judicial and technical matters.

Clerk of Course :		Timekeeper :
-------------------	--	--------------

MGCC Motoring Classics Thoroughbred Sportscar Championship

QUALIFYING - RACE 4 - LAP ANALYSIS

2	Russell McCARTHY		D MGA Roadster				
1 -	1:08.226	+ 12.061	13:00:15.157	5 -	56.994	+ 0.829	13:04:09.048
2 -	58.093	+ 1.928	13:01:13.250	6 -	56.165		13:05:05.213
3 -	59.721	+ 3.556	13:02:12.971	7 -	56.245	+ 0.080	13:06:01.458
4 -	59.083	+ 2.918	13:03:12.054	8 -	56.553	+ 0.388	13:06:58.011
4	Peter HISCOCKS		A MGA				
1 -	1:10.854	+ 9.244	12:59:39.954	9 -	1:04.970	+ 3.360	13:08:03.083
2 -	1:03.176	+ 1.566	13:00:43.130	10 -	1:06.055	+ 4.445	13:09:09.138
3 -	1:03.198	+ 1.588	13:01:46.328	11 -	1:05.556	+ 3.946	13:10:14.694
4 -	1:02.848	+ 1.238	13:02:49.176	12 -	1:03.660	+ 2.050	13:11:18.354
5 -	1:01.831	+ 0.221	13:03:51.007	13 -	1:01.850	+ 0.240	13:12:20.204
6 -	1:03.186	+ 1.576	13:04:54.193	14 -	1:02.677	+ 1.067	13:13:22.881
7 -	1:02.310	+ 0.700	13:05:56.503	15 -	1:04.108	+ 2.498	13:14:26.989
8 -	1:01.610		13:06:58.113				
7	Brian PLAYFORD		A MGB				
1 -	1:08.056	+ 3.201	13:01:23.213	7 -	1:08.656	+ 3.801	13:08:02.100
2 -	1:05.917	+ 1.062	13:02:29.130	8 -	1:05.818	+ 0.963	13:09:07.918
3 -	1:06.752	+ 1.897	13:03:35.882	9 -	1:06.514	+ 1.659	13:10:14.432
4 -	1:05.601	+ 0.746	13:04:41.483	10 -	1:05.668	+ 0.813	13:11:20.100
5 -	1:04.855		13:05:46.338	11 -	1:52.414 D	+ 47.559	13:13:12.514
6 -	1:07.106	+ 2.251	13:06:53.444				
8	Bob LUFF		A MGB FIA				
1 -	1:12.649	+ 12.344	13:00:24.722	8 -	1:02.043	+ 1.738	13:07:38.044
2 -	1:02.830	+ 2.525	13:01:27.552	9 -	1:01.402	+ 1.097	13:08:39.446
3 -	1:01.578	+ 1.273	13:02:29.130	10 -	1:00.922	+ 0.617	13:09:40.368
4 -	1:01.197	+ 0.892	13:03:30.327	11 -	1:02.978	+ 2.673	13:10:43.346
5 -	1:03.255	+ 2.950	13:04:33.582	12 -	1:01.772	+ 1.467	13:11:45.118
6 -	1:00.907	+ 0.602	13:05:34.489	13 -	1:00.305		13:12:45.423
7 -	1:01.512	+ 1.207	13:06:36.001	14 -	1:01.287	+ 0.982	13:13:46.710
11	Martyn CLEWS		A MG Midget Sprite				
1 -	1:19.754	+ 14.825	12:59:59.229	8 -	1:11.993	+ 7.064	13:08:04.192
2 -	1:10.024	+ 5.095	13:01:09.253	9 -	1:07.676	+ 2.747	13:09:11.868
3 -	1:11.441	+ 6.512	13:02:20.694	10 -	1:06.560	+ 1.631	13:10:18.428
4 -	1:08.151	+ 3.222	13:03:28.845	11 -	1:05.423	+ 0.494	13:11:23.851
5 -	1:07.678	+ 2.749	13:04:36.523	12 -	1:05.093	+ 0.164	13:12:28.944
6 -	1:07.159	+ 2.230	13:05:43.682	13 -	1:04.929		13:13:33.873
7 -	1:08.517	+ 3.588	13:06:52.199				
26	Peter BARNARD		B Elva Courier Mk1				
1 -	1:08.195	+ 10.805	13:00:08.094	8 -	57.883	+ 0.493	13:07:06.193
2 -	1:02.308	+ 4.918	13:01:10.402	9 -	58.536	+ 1.146	13:08:04.729
3 -	1:04.429	+ 7.039	13:02:14.831	10 -	1:00.086	+ 2.696	13:09:04.815
4 -	58.903	+ 1.513	13:03:13.734	11 -	59.967	+ 2.577	13:10:04.782
5 -	57.978	+ 0.588	13:04:11.712	12 -	58.835	+ 1.445	13:11:03.617
6 -	58.508	+ 1.118	13:05:10.220	13 -	57.631	+ 0.241	13:12:01.248
7 -	58.090	+ 0.700	13:06:08.310	14 -	57.390		13:12:58.638
28	Joe PARRINGTON		B MGB GTV8				
1 -	1:12.289	+ 14.609	13:00:15.417	9 -	57.791	+ 0.111	13:08:13.120
2 -	1:03.950	+ 6.270	13:01:19.367	10 -	1:00.116	+ 2.436	13:09:13.236
3 -	1:01.078	+ 3.398	13:02:20.445	11 -	1:00.778	+ 3.098	13:10:14.014
4 -	59.448	+ 1.768	13:03:19.893	12 -	1:01.339	+ 3.659	13:11:15.353
5 -	59.122	+ 1.442	13:04:19.015	13 -	58.741	+ 1.061	13:12:14.094
6 -	58.679	+ 0.999	13:05:17.694	14 -	57.680		13:13:11.774
7 -	58.437	+ 0.757	13:06:16.131	15 -	58.640	+ 0.960	13:14:10.414
8 -	59.198	+ 1.518	13:07:15.329				

Car No 7 needs a working transponder

Weather / Track : Bright / Dry

Brands Hatch Indy
Circuit Length = 1.2079 miles
Start: 12:58 End: 13:15

MGCC Motoring Classics Thoroughbred Sports car Championship

QUALIFYING - RACE 4 - LAP ANALYSIS

35	John YEA		B MGB Roadster				
1 -	1:11.127	+ 11.571	12:59:48.849	9 -	1:01.056	+ 1.500	13:07:54.500
2 -	1:02.017	+ 2.461	13:00:50.866	10 -	1:01.746	+ 2.190	13:08:56.246
3 -	1:00.607	+ 1.051	13:01:51.473	11 -	1:00.263	+ 0.707	13:09:56.509
4 -	59.878	+ 0.322	13:02:51.351	12 -	1:00.022	+ 0.466	13:10:56.531
5 -	59.715	+ 0.159	13:03:51.066	13 -	59.556		13:11:56.087
6 -	59.732	+ 0.176	13:04:50.798	14 -	59.687	+ 0.131	13:12:55.774
7 -	59.868	+ 0.312	13:05:50.666	15 -	59.658	+ 0.102	13:13:55.432
8 -	1:02.778	+ 3.222	13:06:53.444				
36	Colin JONES		B MGA Twin Cam				
1 -	1:13.996	+ 15.081	13:00:06.161	9 -	59.016	+ 0.101	13:08:11.938
2 -	1:04.144	+ 5.229	13:01:10.305	10 -	1:00.099	+ 1.184	13:09:12.037
3 -	1:02.749	+ 3.834	13:02:13.054	11 -	1:00.123	+ 1.208	13:10:12.160
4 -	1:00.789	+ 1.874	13:03:13.843	12 -	59.840	+ 0.925	13:11:12.000
5 -	59.575	+ 0.660	13:04:13.418	13 -	58.915		13:12:10.915
6 -	1:00.474	+ 1.559	13:05:13.892	14 -	59.138	+ 0.223	13:13:10.053
7 -	59.787	+ 0.872	13:06:13.679	15 -	1:37.610 P	+ 38.695	13:14:47.663
8 -	59.243	+ 0.328	13:07:12.922				
38	Ian PRIOR		B MGB Roadster				
1 -	1:07.317	+ 9.192	13:00:16.454	9 -	58.466	+ 0.341	13:08:12.454
2 -	1:01.077	+ 2.952	13:01:17.531	10 -	1:00.164	+ 2.039	13:09:12.618
3 -	58.845	+ 0.720	13:02:16.376	11 -	1:00.472	+ 2.347	13:10:13.090
4 -	59.968	+ 1.843	13:03:16.344	12 -	59.653	+ 1.528	13:11:12.743
5 -	1:02.063	+ 3.938	13:04:18.407	13 -	58.636	+ 0.511	13:12:11.379
6 -	58.848	+ 0.723	13:05:17.255	14 -	58.999	+ 0.874	13:13:10.378
7 -	58.608	+ 0.483	13:06:15.863	15 -	59.856	+ 1.731	13:14:10.234
8 -	58.125		13:07:13.988				
40	Spencer McCARTHY		B MGB Roadster				
1 -	1:11.378	+ 8.870	13:08:29.320	4 -	1:02.508		13:11:39.172
2 -	1:04.464	+ 1.956	13:09:33.784	5 -	1:23.003 P	+ 20.495	13:13:02.175
3 -	1:02.880	+ 0.372	13:10:36.664				
42	Robert INNES-KER		B MGA Roadster				
1 -	1:16.018	+ 15.709	12:59:46.894	6 -	1:02.595	+ 2.286	13:04:56.660
2 -	1:02.626	+ 2.317	13:00:49.520	7 -	1:00.309		13:05:56.969
3 -	1:02.156	+ 1.847	13:01:51.676	8 -	1:01.694	+ 1.385	13:06:58.663
4 -	1:01.452	+ 1.143	13:02:53.128	9 -	1:04.674	+ 4.365	13:08:03.337
5 -	1:00.937	+ 0.628	13:03:54.065				
53	Kathy SHERRY		C Morgan Plus 8				
1 -	1:12.607	+ 11.446	12:59:38.711	9 -	1:06.870	+ 5.709	13:08:01.003
2 -	1:02.671	+ 1.510	13:00:41.382	10 -	1:02.976	+ 1.815	13:09:03.979
3 -	1:01.232	+ 0.071	13:01:42.614	11 -	1:07.852	+ 6.691	13:10:11.831
4 -	1:02.167	+ 1.006	13:02:44.781	12 -	1:04.424	+ 3.263	13:11:16.255
5 -	1:02.192	+ 1.031	13:03:46.973	13 -	1:01.935	+ 0.774	13:12:18.190
6 -	1:01.161		13:04:48.134	14 -	1:02.155	+ 0.994	13:13:20.345
7 -	1:01.790	+ 0.629	13:05:49.924	15 -	1:01.823	+ 0.662	13:14:22.168
8 -	1:04.209	+ 3.048	13:06:54.133				
55	Rob SPENCER		C MGB GT V8				
1 -	1:07.480	+ 10.275	13:00:20.694	9 -	59.060	+ 1.855	13:08:05.832
2 -	58.269	+ 1.064	13:01:18.963	10 -	59.423	+ 2.218	13:09:05.255
3 -	59.267	+ 2.062	13:02:18.230	11 -	59.736	+ 2.531	13:10:04.991
4 -	57.828	+ 0.623	13:03:16.058	12 -	57.655	+ 0.450	13:11:02.646
5 -	57.657	+ 0.452	13:04:13.715	13 -	57.918	+ 0.713	13:12:00.564
6 -	57.281	+ 0.076	13:05:10.996	14 -	57.447	+ 0.242	13:12:58.011
7 -	57.554	+ 0.349	13:06:08.550	15 -	57.205		13:13:55.216
8 -	58.222	+ 1.017	13:07:06.772				

Car No 7 needs a working transponder

Weather / Track : Bright / Dry

Brands Hatch Indy
Circuit Length = 1.2079 miles
Start: 12:58 End: 13:15

MGCC Motoring Classics Thoroughbred Sportscar Championship

QUALIFYING - RACE 4 - LAP ANALYSIS

58	Jeremy KNIGHT		C Jaguar D-Type Rep				
1 -	1:06.602	+ 9.733	12:59:34.217	9 -	57.195	+ 0.326	13:07:17.206
2 -	57.636	+ 0.767	13:00:31.853	10 -	56.869		13:08:14.075
3 -	57.018	+ 0.149	13:01:28.871	11 -	1:06.104	+ 9.235	13:09:20.179
4 -	58.889	+ 2.020	13:02:27.760	12 -	56.994	+ 0.125	13:10:17.173
5 -	57.834	+ 0.965	13:03:25.594	13 -	1:03.873	+ 7.004	13:11:21.046
6 -	57.237	+ 0.368	13:04:22.831	14 -	59.894	+ 3.025	13:12:20.940
7 -	1:00.054	+ 3.185	13:05:22.885	15 -	1:07.314	+ 10.445	13:13:28.254
8 -	57.126	+ 0.257	13:06:20.011				
60	Neil FOWLER		C MGC Roadster				
1 -	1:15.243	+ 12.394	12:59:56.216	8 -	1:12.197	+ 9.348	13:08:07.033
2 -	1:10.726	+ 7.877	13:01:06.942	9 -	1:04.755	+ 1.906	13:09:11.788
3 -	1:09.452	+ 6.603	13:02:16.394	10 -	1:03.478	+ 0.629	13:10:15.266
4 -	1:09.706	+ 6.857	13:03:26.100	11 -	1:05.731	+ 2.882	13:11:20.997
5 -	1:09.635	+ 6.786	13:04:35.735	12 -	1:06.266	+ 3.417	13:12:27.263
6 -	1:07.243	+ 4.394	13:05:42.978	13 -	1:02.849		13:13:30.112
7 -	1:11.858	+ 9.009	13:06:54.836				
61	Tim FALCE		C Jaguar D Type Replica				
1 -	1:13.055	+ 15.565	12:59:47.562	9 -	59.220	+ 1.730	13:07:47.027
2 -	1:01.602	+ 4.112	13:00:49.164	10 -	57.726	+ 0.236	13:08:44.753
3 -	58.866	+ 1.376	13:01:48.030	11 -	57.490		13:09:42.243
4 -	59.291	+ 1.801	13:02:47.321	12 -	58.362	+ 0.872	13:10:40.605
5 -	58.979	+ 1.489	13:03:46.300	13 -	57.940	+ 0.450	13:11:38.545
6 -	58.514	+ 1.024	13:04:44.814	14 -	58.184	+ 0.694	13:12:36.729
7 -	1:00.679	+ 3.189	13:05:45.493	15 -	58.074	+ 0.584	13:13:34.803
8 -	1:02.314	+ 4.824	13:06:47.807				
63	Jeff HOOPER		C Triumph TR6				
1 -	1:14.171	+ 13.454	12:59:57.540	9 -	1:01.839	+ 1.122	13:08:09.977
2 -	1:02.014	+ 1.297	13:00:59.554	10 -	1:04.709	+ 3.992	13:09:14.686
3 -	1:01.092	+ 0.375	13:02:00.646	11 -	1:01.012	+ 0.295	13:10:15.698
4 -	1:00.755	+ 0.038	13:03:01.401	12 -	1:03.938	+ 3.221	13:11:19.636
5 -	1:00.717		13:04:02.118	13 -	1:00.911	+ 0.194	13:12:20.547
6 -	1:01.256	+ 0.539	13:05:03.374	14 -	1:00.804	+ 0.087	13:13:21.351
7 -	1:02.914	+ 2.197	13:06:06.288	15 -	1:01.623	+ 0.906	13:14:22.974
8 -	1:01.850	+ 1.133	13:07:08.138				
65	Ben WHITE		C MGB GT V8				
1 -	1:12.824	+ 8.619	13:00:02.591	8 -	1:07.508	+ 3.303	13:07:53.786
2 -	1:08.956	+ 4.751	13:01:11.547	9 -	1:07.310	+ 3.105	13:09:01.096
3 -	1:08.368	+ 4.163	13:02:19.915	10 -	1:08.276	+ 4.071	13:10:09.372
4 -	1:06.713	+ 2.508	13:03:26.628	11 -	1:09.440	+ 5.235	13:11:18.812
5 -	1:06.820	+ 2.615	13:04:33.448	12 -	1:06.434	+ 2.229	13:12:25.246
6 -	1:06.293	+ 2.088	13:05:39.741	13 -	1:04.205		13:13:29.451
7 -	1:06.537	+ 2.332	13:06:46.278				
66	Simon CRIPPS		C MGB GT V8				
1 -	1:08.693	+ 12.075	13:00:06.028	5 -	56.623	+ 0.005	13:03:56.629
2 -	1:00.058	+ 3.440	13:01:06.086	6 -	57.916	+ 1.298	13:04:54.545
3 -	57.302	+ 0.684	13:02:03.388	7 -	59.877	+ 3.259	13:05:54.422
4 -	56.618		13:03:00.006				
67	Jon ELLISON		C Triumph TR6				
1 -	1:07.232	+ 10.978	12:59:30.621	9 -	56.254		13:07:13.977
2 -	57.048	+ 0.794	13:00:27.669	10 -	56.373	+ 0.119	13:08:10.350
3 -	59.087	+ 2.833	13:01:26.756	11 -	57.976	+ 1.722	13:09:08.326
4 -	56.558	+ 0.304	13:02:23.314	12 -	59.657	+ 3.403	13:10:07.983
5 -	57.566	+ 1.312	13:03:20.880	13 -	56.806	+ 0.552	13:11:04.789
6 -	58.738	+ 2.484	13:04:19.618	14 -	1:03.283	+ 7.029	13:12:08.072
7 -	1:00.863	+ 4.609	13:05:20.481	15 -	56.483	+ 0.229	13:13:04.555

Car No 7 needs a working transponder

Weather / Track : Bright / Dry

Brands Hatch Indy
Circuit Length = 1.2079 miles
Start: 12:58 End: 13:15

MGCC Motoring Classics Thoroughbred Sportscar Championship

QUALIFYING - RACE 4 - LAP ANALYSIS

8 -	57.242	+ 0.988	13:06:17.723	16 -	56.450	+ 0.196	13:14:01.005
68	Sharlie GODDARD			C Morgan Plus 8			
1 -	1:11.496	+ 13.674	12:59:36.109	9 -	58.804	+ 0.982	13:07:28.042
2 -	59.078	+ 1.256	13:00:35.187	10 -	59.074	+ 1.252	13:08:27.116
3 -	58.159	+ 0.337	13:01:33.346	11 -	58.307	+ 0.485	13:09:25.423
4 -	58.783	+ 0.961	13:02:32.129	12 -	58.627	+ 0.805	13:10:24.050
5 -	59.287	+ 1.465	13:03:31.416	13 -	59.296	+ 1.474	13:11:23.346
6 -	1:01.338	+ 3.516	13:04:32.754	14 -	1:01.652	+ 3.830	13:12:24.998
7 -	58.287	+ 0.465	13:05:31.041	15 -	57.822		13:13:22.820
8 -	58.197	+ 0.375	13:06:29.238	16 -	1:00.169	+ 2.347	13:14:22.989
71	Graham PADDICK			C Kougat Jaguar			
1 -	1:12.502	+ 14.210	13:00:07.057	8 -	58.656	+ 0.364	13:07:23.330
2 -	1:03.935	+ 5.643	13:01:10.992	9 -	58.815	+ 0.523	13:08:22.145
3 -	1:04.111	+ 5.819	13:02:15.103	10 -	59.038	+ 0.746	13:09:21.183
4 -	1:02.567	+ 4.275	13:03:17.670	11 -	58.292		13:10:19.475
5 -	1:02.535	+ 4.243	13:04:20.205	12 -	1:09.609	+ 11.317	13:11:29.084
6 -	1:03.500	+ 5.208	13:05:23.705	13 -	59.050	+ 0.758	13:12:28.134
7 -	1:00.969	+ 2.677	13:06:24.674	14 -	1:01.239	+ 2.947	13:13:29.373
73	Alistair BELL			C MGB GT V8			
1 -	1:18.769	+ 15.654	13:00:20.537	8 -	1:05.488	+ 2.373	13:07:59.241
2 -	1:06.531	+ 3.416	13:01:27.068	9 -	1:04.315	+ 1.200	13:09:03.556
3 -	1:05.399	+ 2.284	13:02:32.467	10 -	1:05.905	+ 2.790	13:10:09.461
4 -	1:04.124	+ 1.009	13:03:36.591	11 -	1:04.872	+ 1.757	13:11:14.333
5 -	1:06.103	+ 2.988	13:04:42.694	12 -	1:03.115		13:12:17.448
6 -	1:04.268	+ 1.153	13:05:46.962	13 -	1:04.522	+ 1.407	13:13:21.970
7 -	1:06.791	+ 3.676	13:06:53.753	14 -	1:04.310	+ 1.195	13:14:26.280
77	Barry HOLMES			C MGB GT V8			
1 -	1:08.098	+ 10.344	13:00:06.657	9 -	58.279	+ 0.525	13:08:06.456
2 -	1:03.662	+ 5.908	13:01:10.319	10 -	1:00.663	+ 2.909	13:09:07.119
3 -	1:00.515	+ 2.761	13:02:10.834	11 -	1:01.193	+ 3.439	13:10:08.312
4 -	1:00.704	+ 2.950	13:03:11.538	12 -	58.273	+ 0.519	13:11:06.585
5 -	59.292	+ 1.538	13:04:10.830	13 -	58.492	+ 0.738	13:12:05.077
6 -	59.334	+ 1.580	13:05:10.164	14 -	57.754		13:13:02.831
7 -	59.359	+ 1.605	13:06:09.523	15 -	58.322	+ 0.568	13:14:01.153
8 -	58.654	+ 0.900	13:07:08.177				
80	Terry HOLMES			C MGB GT V8			
1 -	1:10.329	+ 12.490	13:00:15.394	8 -	1:57.275	+ 59.436	13:08:16.053
2 -	1:02.705	+ 4.866	13:01:18.099	9 -	58.924	+ 1.085	13:09:14.977
3 -	1:02.179	+ 4.340	13:02:20.278	10 -	1:00.678	+ 2.839	13:10:15.655
4 -	1:00.719	+ 2.880	13:03:20.997	11 -	1:00.729	+ 2.890	13:11:16.384
5 -	59.170	+ 1.331	13:04:20.167	12 -	58.072	+ 0.233	13:12:14.456
6 -	1:00.094	+ 2.255	13:05:20.261	13 -	58.058	+ 0.219	13:13:12.514
7 -	58.517	+ 0.678	13:06:18.778	14 -	57.839		13:14:10.353
86	Simon GARRAD			D Jaguar D-Type Replica			
1 -	56.268	+ 0.835	13:00:25.858	7 -	55.603	+ 0.170	13:06:04.025
2 -	56.433	+ 1.000	13:01:22.291	8 -	55.433		13:06:59.458
3 -	57.270	+ 1.837	13:02:19.561	9 -	58.166	+ 2.733	13:07:57.624
4 -	56.330	+ 0.897	13:03:15.891	10 -	56.260	+ 0.827	13:08:53.884
5 -	56.480	+ 1.047	13:04:12.371	11 -	55.811	+ 0.378	13:09:49.695
6 -	56.051	+ 0.618	13:05:08.422				
90	Rob ROODHOUSE			D Triumph TR6			
1 -	1:14.786	+ 16.819	12:59:56.793	9 -	1:05.209	+ 7.242	13:08:03.843
2 -	1:01.697	+ 3.730	13:00:58.490	10 -	1:05.065	+ 7.098	13:09:08.908
3 -	59.056	+ 1.089	13:01:57.546	11 -	1:00.583	+ 2.616	13:10:09.491
4 -	58.842	+ 0.875	13:02:56.388	12 -	59.608	+ 1.641	13:11:09.099
5 -	58.512	+ 0.545	13:03:54.900	13 -	58.834	+ 0.867	13:12:07.933

Car No 7 needs a working transponder

Weather / Track : Bright / Dry

Brands Hatch Indy
Circuit Length = 1.2079 miles
Start: 12:58 End: 13:15

MGCC Motoring Classics Thoroughbred Sportscar Championship

QUALIFYING - RACE 4 - LAP ANALYSIS

6 -	58.849	+ 0.882	13:04:53.749	14 -	1:01.013	+ 3.046	13:13:08.946
7 -	57.967		13:05:51.716	15 -	58.580	+ 0.613	13:14:07.526
8 -	1:06.918	+ 8.951	13:06:58.634				
94	Phillip LAMBE D Triumph TR6						
1 -	1:14.246	+ 11.751	12:59:58.658	8 -	1:04.257	+ 1.762	13:07:31.464
2 -	1:05.039	+ 2.544	13:01:03.697	9 -	1:03.872	+ 1.377	13:08:35.336
3 -	1:04.300	+ 1.805	13:02:07.997	10 -	1:03.143	+ 0.648	13:09:38.479
4 -	1:06.249	+ 3.754	13:03:14.246	11 -	1:04.605	+ 2.110	13:10:43.084
5 -	1:04.525	+ 2.030	13:04:18.771	12 -	1:03.267	+ 0.772	13:11:46.351
6 -	1:04.617	+ 2.122	13:05:23.388	13 -	1:02.495		13:12:48.846
7 -	1:03.819	+ 1.324	13:06:27.207	14 -	1:02.716	+ 0.221	13:13:51.562
95	John WILKES D Jaguar D-Type Replica						
1 -	1:09.894	+ 13.476	12:59:46.174	9 -	56.509	+ 0.091	13:07:32.303
2 -	59.360	+ 2.942	13:00:45.534	10 -	58.144	+ 1.726	13:08:30.447
3 -	57.997	+ 1.579	13:01:43.531	11 -	58.315	+ 1.897	13:09:28.762
4 -	58.000	+ 1.582	13:02:41.531	12 -	56.418		13:10:25.180
5 -	57.196	+ 0.778	13:03:38.727	13 -	59.657	+ 3.239	13:11:24.837
6 -	1:00.816	+ 4.398	13:04:39.543	14 -	1:00.390	+ 3.972	13:12:25.227
7 -	59.593	+ 3.175	13:05:39.136	15 -	58.227	+ 1.809	13:13:23.454
8 -	56.658	+ 0.240	13:06:35.794	16 -	59.946	+ 3.528	13:14:23.400


Car No 7 needs a working transponder

Weather / Track : Bright / Dry

Brands Hatch Indy
Circuit Length = 1.2079 miles
Start: 12:58 End: 13:15

MGCC Motoring Classics Thoroughbred Sports-car Championship

RACE 4 - GRID

ROW 15	1:04.855 7 Brian PLAYFORD	1:04.929 11 Martyn CLEWS
ROW 14	1:03.115 73 Alistair BELL	1:04.205 65 Ben WHITE
ROW 13	1:02.508 40 Spencer McCARTHY	1:02.849 60 Neil FOWLER
ROW 12	1:01.610 4 Peter HISCOCKS	1:02.495 94 Phillip LAMBE
ROW 11	1:00.717 63 Jeff HOOPER	1:01.161 53 Kathy SHERRY
ROW 10	1:00.305 8 Bob LUFF	1:00.309 42 Robert INNES-KER
ROW 9	58.915 36 Colin JONES	59.556 35 John YEA
ROW 8	58.125 38 Ian PRIOR	58.292 71 Graham PADDICK
ROW 7	57.839 80 Terry HOLMES	57.967 90 Rob ROODHOUSE
ROW 6	57.754 77 Barry HOLMES	57.822 68 Sharlie GODDARD
ROW 5	57.490 61 Tim FALCE	57.680 28 Joe PARRINGTON
ROW 4	57.205 55 Rob SPENCER	57.390 26 Peter BARNARD
ROW 3	56.618 66 Simon CRIPPS	56.869 58 Jeremy KNIGHT
ROW 2	56.254 67 Jon ELLISON	56.418 95 John WILKES
ROW 1	55.433 86 Simon GARRAD	56.165 2 Russell McCARTHY
Pole		
		


Brands Hatch Indy
Circuit Length = 1.2079 miles

These results are provisional until the conclusion of any judicial and technical matters.

Clerk of Course :		Timekeeper :
-------------------	--	--------------

MGCC Motoring Classics Thoroughbred Sports-car Championship

RACE 8 - GRID

ROW 15	1:05.601 7 Brian PLAYFORD	1:06.293 65 Ben WHITE
ROW 14	1:04.124 73 Alistair BELL	1:05.093 11 Martyn CLEWS
ROW 13	1:02.880 40 Spencer McCARTHY	1:03.478 60 Neil FOWLER
ROW 12	1:01.831 4 Peter HISCOCKS	1:02.716 94 Phillip LAMBE
ROW 11	1:00.937 42 Robert INNES-KER	1:01.232 53 Kathy SHERRY
ROW 10	1:00.755 63 Jeff HOOPER	1:00.907 8 Bob LUFF
ROW 9	59.016 36 Colin JONES	59.658 35 John YEA
ROW 8	58.512 90 Rob ROODHOUSE	58.656 71 Graham PADDICK
ROW 7	58.273 77 Barry HOLMES	58.466 38 Ian PRIOR
ROW 6	58.058 80 Terry HOLMES	58.159 68 Sharlie GODDARD
ROW 5	57.726 61 Tim FALCE	57.791 28 Joe PARRINGTON
ROW 4	57.281 55 Rob SPENCER	57.631 26 Peter BARNARD
ROW 3	56.623 66 Simon CRIPPS	56.994 58 Jeremy KNIGHT
ROW 2	56.373 67 Jon ELLISON	56.509 95 John WILKES
ROW 1	55.603 86 Simon GARRAD	56.245 2 Russell McCARTHY
Pole		
		

Brands Hatch Indy
Circuit Length = 1.2079 miles

These results are provisional until the conclusion of any judicial and technical matters.

Clerk of Course :		Timekeeper :
-------------------	--	--------------

MGCC Motoring Classics Thoroughbred Sports car Championship

RACE 4 - CLASSIFICATION

POS	NO	CL	NAME	ENTRY	LAPS	TIME	GAP	DIFF	MPH	BEST	ON
1	86	D	Simon GARRAD	Jaguar D-Type Replica	15	15:42.840			69.18	57.693	14
2	66	C	Simon CRIPPS	MGB GT V8	15	16:01.072	18.232	18.232	67.87	58.826	15
3	95	D	John WILKES	Jaguar D-Type Replica	15	16:03.989	21.149	2.917	67.66	58.386	15
4	55	C	Rob SPENCER	MGB GT V8	15	16:04.238	21.398	0.249	67.64	58.376	15
5	40	B	Spencer McCARTHY	MGB Roadster	15	16:07.544	24.704	3.306	67.41	58.314	15
6	61	C	Tim FALCE	Jaguar D Type Replica	15	16:16.160	33.320	8.616	66.82	59.288	15
7	58	C	Jeremy KNIGHT	Jaguar D-Type Rep	15	16:17.721	34.881	1.561	66.71	1:00.734	15
8	2	D	Russell McCARTHY	MGA Roadster	15	16:21.628	38.788	3.907	66.44	59.390	14
9	26	B	Peter BARNARD	Elva Courier Mk1	15	16:21.652	38.812	0.024	66.44	1:00.885	14
10	38	B	Ian PRIOR	MGB Roadster	15	16:26.348	43.508	4.696	66.13	59.397	15
11	77	C	Barry HOLMES	MGB GT V8	15	16:28.131	45.291	1.783	66.01	1:00.555	15
12	90	D	Rob ROODHOUSE	Triumph TR6	15	16:34.648	51.808	6.517	65.58	1:00.532	15
13	28	B	Joe PARRINGTON	MGB GTV8	15	16:35.136	52.296	0.488	65.54	1:00.525	15
14	68	C	Sharlie GODDARD	Morgan Plus 8	15	16:35.431	52.591	0.295	65.52	59.282	13
15	35	B	John YEA	MGB Roadster	14	15:55.217	1 lap	1 lap	63.73	1:02.993	13
16	36	B	Colin JONES	MGA Twin Cam	14	15:57.943	1 lap	2.726	63.55	1:02.590	14
17	71	C	Graham PADDICK	Kougar Jaguar	14	15:58.716	1 lap	0.773	63.50	1:03.000	14
18	8	A	Bob LUFF	MGB FIA	14	15:58.717	1 lap	0.001	63.50	1:02.241	14
19	80	C	Terry HOLMES	MGB GT V8	14	16:11.332	1 lap	12.615	62.67	1:01.904	14
20	73	C	Alistair BELL	MGB GT V8	14	16:21.724	1 lap	10.392	62.01	1:04.351	13
21	53	C	Kathy SHERRY	Morgan Plus 8	14	16:23.054	1 lap	1.330	61.92	1:04.204	13
22	94	D	Phillip LAMBE	Triumph TR6	14	16:25.566	1 lap	2.512	61.77	1:03.052	14
23	60	C	Neil FOWLER	MGC Roadster	14	16:26.013	1 lap	0.447	61.74	1:02.071	14
24	65	C	Ben WHITE	MGB GT V8	14	16:32.452	1 lap	6.439	61.34	1:05.238	14
25	4	A	Peter HISCOCKS	MGA	14	16:33.506	1 lap	1.054	61.27	1:04.662	14
26	11	A	Martyn CLEWS	MG Midget Sprite	13	15:50.619	2 laps	1 lap	59.46	1:07.680	13
27	7	A	Brian PLAYFORD	MGB	13	15:54.216	2 laps	3.597	59.24	1:06.625	12

NOT CLASSIFIED

DNF	67	C	Jon ELLISON	Triumph TR6	13	14:06.143	2 laps		66.81	58.932	13
DNF	63	C	Jeff HOOPER	Triumph TR6	8	9:58.208	7 laps	5 laps	58.15	1:07.577	7

FASTEST LAP

86	D	Simon GARRAD	Jaguar D-Type Replica	14	57.693	75.37 mph	121.30 kph
40	B	Spencer McCARTHY	MGB Roadster	15	58.314	74.57 mph	120.01 kph
55	C	Rob SPENCER	MGB GT V8	15	58.376	74.49 mph	119.88 kph
8	A	Bob LUFF	MGB FIA	14	1:02.241	69.86 mph	112.44 kph

Weather / Track : Cloudy / Wet

These results are provisional until the conclusion of any judicial and technical matters.

Brands Hatch Indy

Circuit Length = 1.2079 miles

Start: 15:10 End: 15:29

Clerk of Course :	Timekeeper :
-------------------	--------------

MGCC Motoring Classics Thoroughbred Sportscar Championship

RACE 4 - LAP CHART

Lap 1			Lap 2			Lap 3			Lap 4			Lap 5		
No	Behind	Laptime	No	Behind	Laptime	No	Behind	Laptime	No	Behind	Laptime	No	Behind	Laptime
86		1:10.975	86		1:04.721	86		1:04.545	86		1:03.798	86		1:03.625
66	0.716	1:11.691	66	1.705	1:05.710	66	2.882	1:05.722	66	3.732	1:04.648	66	5.064	1:04.957
55	2.286	1:13.261	55	4.341	1:06.776	95	6.122	1:06.066	95	8.411	1:06.087	95	10.731	1:05.945
58	2.298	1:13.273	95	4.601	1:06.343	55	6.477	1:06.681	55	9.277	1:06.598	55	11.905	1:06.253
95	2.979	1:13.954	58	6.180	1:08.603	58	7.533	1:05.898	58	10.354	1:06.619	58	12.692	1:05.963
67	3.674	1:14.649	67	6.445	1:07.492	67	8.146	1:06.246	67	11.016	1:06.668	67	12.833	1:05.442
61	4.364	1:15.339	26	7.361	1:07.462	26	9.977	1:07.161	26	12.206	1:06.027	40	13.795	1:04.694
26	4.620	1:15.595	61	7.803	1:08.160	61	10.120	1:06.862	40	12.726	1:05.238	26	14.758	1:06.177
28	5.301	1:16.276	28	9.835	1:09.255	40	11.286	1:05.267	61	14.406	1:08.084	61	17.089	1:06.308
38	6.552	1:17.527	2	10.528	1:06.713	28	12.309	1:07.019	2	15.817	1:06.396	2	18.408	1:06.216
77	7.326	1:18.301	40	10.564	1:06.586	2	13.219	1:07.236	28	17.701	1:09.190	38	21.536	1:06.701
90	8.197	1:19.172	38	11.629	1:09.798	38	14.377	1:07.293	38	18.460	1:07.881	28	21.829	1:07.753
80	8.237	1:19.212	77	12.683	1:10.078	77	16.169	1:08.031	77	19.717	1:07.346	77	22.949	1:06.857
2	8.536	1:19.511	90	13.593	1:10.117	90	17.649	1:08.601	90	21.151	1:07.300	90	24.566	1:07.040
40	8.699	1:19.674	80	14.234	1:10.718	80	18.389	1:08.700	80	22.496	1:07.905	68	29.399	1:09.528
68	9.404	1:20.379	68	15.031	1:10.348	68	19.764	1:09.278	68	23.496	1:07.530	35	32.272	1:09.145
35	9.869	1:20.844	35	15.910	1:10.762	35	21.131	1:09.766	35	26.752	1:09.419	36	34.917	1:09.548
36	11.202	1:22.177	36	18.664	1:12.183	36	23.747	1:09.628	36	28.994	1:09.045	71	37.025	1:08.726
8	12.429	1:23.404	8	18.954	1:11.246	63	24.914	1:09.582	63	29.735	1:08.619	8	39.460	1:11.221
63	12.720	1:23.695	63	19.877	1:11.878	8	25.339	1:10.930	8	31.864	1:10.323	73	41.706	1:10.717
4	14.052	1:25.027	71	20.255	1:10.609	71	25.629	1:09.919	71	31.924	1:10.093	53	45.166	1:11.314
71	14.367	1:25.342	4	22.254	1:12.923	73	28.502	1:10.527	73	34.614	1:09.910	4	45.234	1:11.408
53	15.335	1:26.310	73	22.520	1:11.748	4	29.135	1:11.426	4	37.451	1:12.114	65	46.709	1:10.794
73	15.493	1:26.468	53	23.191	1:12.577	53	29.701	1:11.055	53	37.477	1:11.574	60	47.800	1:11.104
65	16.345	1:27.320	65	25.033	1:13.409	65	32.462	1:11.974	65	39.540	1:10.876	80	52.583	1:33.712
94	18.008	1:28.983	60	25.636	1:11.984	60	33.001	1:11.910	60	40.321	1:11.118	94	54.067	1:11.977
60	18.373	1:29.348	94	27.996	1:14.709	94	37.049	1:13.598	94	45.715	1:12.464	11	56.026	1:12.660
11	19.355	1:30.330	11	28.770	1:14.136	11	38.227	1:14.002	11	46.991	1:12.562	7	57.230	1:13.121
7	19.873	1:30.848	7	29.717	1:14.565	7	39.228	1:14.056	7	47.734	1:12.304			

Weather / Track : Cloudy / Wet

Brands Hatch Indy
Circuit Length = 1.2079 miles
Start: 15:10 End: 15:29

MGCC Motoring Classics Thoroughbred Sportscar Championship

RACE 4 - LAP CHART

Lap 6			Lap 7			Lap 8			Lap 9			Lap 10		
No	Behind	Laptime	No	Behind	Laptime	No	Behind	Laptime	No	Behind	Laptime	No	Behind	Laptime
86		1:03.868	86		1:04.044	86		1:03.658	86		1:04.791	86		1:02.894
63	1 LAP	1:39.505	11	1 LAP	1:12.418	94	1 LAP	1:10.584	4	1 LAP	1:10.229	73	1 LAP	1:09.408
66	6.047	1:04.851	7	1 LAP	1:12.222	66	7.632	1:04.420	65	1 LAP	1:10.316	53	1 LAP	1:08.840
95	13.629	1:06.766	66	6.870	1:04.867	11	1 LAP	1:11.920	80	1 LAP	1:08.641	80	1 LAP	1:08.453
55	14.104	1:06.067	63	1 LAP	1:09.667	7	1 LAP	1:12.737	60	1 LAP	1:10.626	65	1 LAP	1:09.330
67	14.748	1:05.783	95	15.873	1:06.288	63	1 LAP	1:07.577	66	7.438	1:04.597	66	8.711	1:04.167
40	15.320	1:05.393	55	16.416	1:06.356	55	17.108	1:04.350	94	1 LAP	1:09.749	60	1 LAP	1:09.558
58	16.068	1:07.244	40	17.077	1:05.801	95	17.958	1:05.743	63	1 LAP	1:07.685	4	1 LAP	1:11.157
26	16.773	1:05.883	67	18.328	1:07.624	40	18.720	1:05.301	11	1 LAP	1:12.608	94	1 LAP	1:06.628
61	20.110	1:06.889	58	18.357	1:06.333	58	20.285	1:05.586	55	17.056	1:04.739	55	17.297	1:03.135
2	20.434	1:05.894	26	19.117	1:06.388	67	20.731	1:06.061	95	17.712	1:04.545	95	17.715	1:02.897
38	24.341	1:06.673	2	21.790	1:05.400	26	21.680	1:06.221	40	18.467	1:04.538	67	18.956	1:02.010
77	26.362	1:07.281	61	23.020	1:06.954	2	22.889	1:04.757	7	1 LAP	1:13.438	40	19.054	1:03.481
28	27.613	1:09.652	38	26.897	1:06.600	61	24.735	1:05.373	58	19.783	1:04.289	58	22.309	1:05.420
90	27.619	1:06.921	77	28.558	1:06.240	38	29.648	1:06.409	67	19.840	1:03.900	26	23.185	1:04.711
68	33.861	1:08.330	90	30.218	1:06.643	77	30.575	1:05.675	26	21.368	1:04.479	2	23.567	1:04.159
35	37.041	1:08.637	28	31.332	1:07.763	90	32.421	1:05.861	2	22.302	1:04.204	61	25.007	1:04.057
36	39.965	1:08.916	68	37.447	1:07.630	28	34.029	1:06.355	61	23.844	1:03.900	11	1 LAP	1:13.281
71	40.762	1:07.605	35	41.341	1:08.344	68	40.940	1:07.151	38	30.271	1:05.414	7	1 LAP	1:14.166
8	44.434	1:08.842	36	44.961	1:09.040	35	45.880	1:08.197	77	30.919	1:05.135	38	32.510	1:05.133
73	47.609	1:09.771	71	45.045	1:08.327	36	49.663	1:08.360	90	33.646	1:06.016	77	32.860	1:04.835
53	51.647	1:10.349	8	48.979	1:08.589	71	49.923	1:08.536	28	34.460	1:05.222	90	36.267	1:05.515
4	52.172	1:10.806	73	53.358	1:09.793	8	53.330	1:08.009	68	41.150	1:05.001	28	37.088	1:05.522
65	53.436	1:10.595	53	57.464	1:09.861	73	59.446	1:09.746	35	49.171	1:08.082	68	43.612	1:05.356
60	53.958	1:10.026	4	59.079	1:10.951	53	1:02.387	1:08.581	71	51.960	1:06.828	35	53.280	1:07.003
80	57.921	1:09.206	65	59.467	1:10.075				36	53.026	1:08.154	71	55.785	1:06.719
94	1:00.433	1:10.234	60	59.967	1:10.053				8	54.911	1:06.372	36	56.362	1:06.230
			80	1:01.882	1:08.005							8	58.105	1:06.088

Weather / Track : Cloudy / Wet

Brands Hatch Indy
 Circuit Length = 1.2079 miles
 Start: 15:10 End: 15:29

MGCC Motoring Classics Thoroughbred Sportscar Championship

RACE 4 - LAP CHART

Lap 11			Lap 12			Lap 13			Lap 14			Lap 15		
No	Behind	Laptime	No	Behind	Laptime	No	Behind	Laptime	No	Behind	Laptime	No	Behind	Laptime
86		1:01.697	86		59.789	86		58.773	86		57.693	86		57.969
73	1 LAP	1:08.150	71	1 LAP	1:05.710	35	1 LAP	1:03.903	35	1 LAP	1:02.993	11	2 LAPS	1:07.680
53	1 LAP	1:08.074	8	1 LAP	1:04.192	36	1 LAP	1:04.077	36	1 LAP	1:03.342	7	2 LAPS	1:10.368
80	1 LAP	1:04.342	66	14.542	1:03.039	71	1 LAP	1:03.777	71	1 LAP	1:03.525	35	1 LAP	1:03.009
66	11.292	1:04.278	80	1 LAP	1:04.359	8	1 LAP	1:03.577	8	1 LAP	1:03.683	36	1 LAP	1:02.590
65	1 LAP	1:10.900	73	1 LAP	1:08.364	66	15.384	59.615	66	17.375	59.684	71	1 LAP	1:03.000
94	1 LAP	1:06.917	53	1 LAP	1:07.317	67	18.965	58.932	95	20.732	59.058	8	1 LAP	1:02.241
55	17.480	1:01.880	67	18.806	1:00.840	80	1 LAP	1:03.054	55	20.991	59.516	66	18.232	58.826
67	17.755	1:00.496	55	19.135	1:01.444	55	19.168	58.806	40	24.359	59.437	95	21.149	58.386
95	17.775	1:01.757	95	19.411	1:01.425	95	19.367	58.729	80	1 LAP	1:03.121	55	21.398	58.376
4	1 LAP	1:10.537	40	21.095	1:01.794	40	22.615	1:00.293	73	1 LAP	1:04.351	40	24.704	58.314
60	1 LAP	1:11.363	94	1 LAP	1:06.620	73	1 LAP	1:07.459	53	1 LAP	1:04.204	80	1 LAP	1:01.904
40	19.090	1:01.733	65	1 LAP	1:09.050	53	1 LAP	1:06.778	61	32.001	59.938	61	33.320	59.288
58	22.970	1:02.358	58	26.253	1:03.072	58	28.929	1:01.449	58	32.116	1:00.880	58	34.881	1:00.734
26	24.182	1:02.694	60	1 LAP	1:07.912	61	29.756	1:01.034	26	33.055	1:00.885	2	38.788	1:03.370
2	24.668	1:02.798	26	26.940	1:02.547	26	29.863	1:01.696	2	33.387	59.390	26	38.812	1:03.726
61	25.619	1:02.309	61	27.495	1:01.665	2	31.690	1:02.642	94	1 LAP	1:03.299	73	1 LAP	1:05.312
38	35.442	1:04.629	2	27.821	1:02.942	94	1 LAP	1:06.752	60	1 LAP	1:04.195	53	1 LAP	1:06.220
77	35.890	1:04.727	4	1 LAP	1:11.598	60	1 LAP	1:04.745	38	42.080	1:00.534	94	1 LAP	1:03.052
11	1 LAP	1:11.908	38	37.479	1:01.826	65	1 LAP	1:06.399	65	1 LAP	1:06.176	60	1 LAP	1:02.071
90	39.035	1:04.465	77	37.765	1:01.664	4	1 LAP	1:05.611	77	42.705	1:00.828	38	43.508	59.397
28	39.340	1:03.949	90	42.312	1:03.066	38	39.239	1:00.533	4	1 LAP	1:05.057	77	45.291	1:00.555
7	1 LAP	1:10.500	28	42.937	1:03.386	77	39.570	1:00.578	90	49.245	1:01.664	65	1 LAP	1:05.238
68	44.269	1:02.354	68	45.997	1:01.517	90	45.274	1:01.735	28	49.740	1:01.383	4	1 LAP	1:04.662
35	56.696	1:05.113	11	1 LAP	1:09.205	28	46.050	1:01.886	68	49.963	1:01.150	90	51.808	1:00.532
36	59.318	1:04.653	7	1 LAP	1:09.266	68	46.506	59.282				28	52.296	1:00.525
						11	1 LAP	1:07.909				68	52.591	1:00.597
						7	1 LAP	1:06.625						

Weather / Track : Cloudy / Wet

Brands Hatch Indy
 Circuit Length = 1.2079 miles
 Start: 15:10 End: 15:29

MGCC Motoring Classics Thoroughbred Sportscar Championship

RACE 8 - CLASSIFICATION

POS	NO	CL	NAME	ENTRY	LAPS	TIME	GAP	DIFF	MPH	BEST	ON
1	86	D	Simon GARRAD	Jaguar D-Type Replica	15	15:09.352			71.73	57.093	12
2	67	C	Jon ELLISON	Triumph TR6	15	15:19.603	10.251	10.251	70.93	57.052	13
3	66	C	Simon CRIPPS	MGB GT V8	15	15:21.136	11.784	1.533	70.81	57.626	13
4	95	D	John WILKES	Jaguar D-Type Replica	15	15:21.913	12.561	0.777	70.75	57.529	13
5	55	C	Rob SPENCER	MGB GT V8	15	15:29.453	20.101	7.540	70.18	57.903	14
6	2	D	Russell McCARTHY	MGA Roadster	15	15:30.112	20.760	0.659	70.13	57.684	15
7	38	B	Ian PRIOR	MGB Roadster	15	15:31.813	22.461	1.701	70.00	57.070	15
8	40	B	Spencer McCARTHY	MGB Roadster	15	15:31.987	22.635	0.174	69.98	56.919	15
9	26	B	Peter BARNARD	Elva Courier Mk1	15	15:34.204	24.852	2.217	69.82	57.234	15
10	58	C	Jeremy KNIGHT	Jaguar D-Type Rep	15	15:44.692	35.340	10.488	69.04	58.034	13
11	61	C	Tim FALCE	Jaguar D Type Replica	15	15:45.562	36.210	0.870	68.98	57.886	11
12	77	C	Barry HOLMES	MGB GT V8	15	15:47.754	38.402	2.192	68.82	58.045	13
13	68	C	Sharlie GODDARD	Morgan Plus 8	15	15:49.674	40.322	1.920	68.68	58.453	13
14	28	B	Joe PARRINGTON	MGB GTV8	15	15:51.681	42.329	2.007	68.54	58.394	14
15	90	D	Rob ROODHOUSE	Triumph TR6	15	16:04.133	54.781	12.452	67.65	59.895	14
16	80	C	Terry HOLMES	MGB GT V8	15	16:06.366	57.014	2.233	67.49	59.845	15
17	71	C	Graham PADDICK	Kougar Jaguar	15	16:07.809	58.457	1.443	67.39	1:00.024	13
18	35	B	John YEA	MGB Roadster	14	15:21.670	1 lap	1 lap	66.05	1:00.684	13
19	63	C	Jeff HOOPER	Triumph TR6	14	15:24.479	1 lap	2.809	65.85	1:01.726	13
20	36	B	Colin JONES	MGA Twin Cam	14	15:26.363	1 lap	1.884	65.71	1:01.345	14
21	8	A	Bob LUFF	MGB FIA	14	15:27.748	1 lap	1.385	65.62	1:01.454	12
22	73	C	Alistair BELL	MGB GT V8	14	15:44.734	1 lap	16.986	64.44	1:02.627	13
23	60	C	Neil FOWLER	MGC Roadster	14	15:45.621	1 lap	0.887	64.38	1:01.804	14
24	94	D	Phillip LAMBE	Triumph TR6	14	15:49.777	1 lap	4.156	64.09	1:04.398	10
25	65	C	Ben WHITE	MGB GT V8	14	15:51.031	1 lap	1.254	64.01	1:03.091	12
26	53	C	Kathy SHERRY	Morgan Plus 8	14	15:51.521	1 lap	0.490	63.98	1:03.976	13
27	4	A	Peter HISCOCKS	MGA	14	15:53.086	1 lap	1.565	63.87	1:01.862	12
28	11	A	Martyn CLEWS	MG Midget Sprite	14	16:10.506	1 lap	17.420	62.73	1:05.338	12
29	7	A	Brian PLAYFORD	MGB	13	15:28.928	2 laps	1 lap	60.85	1:07.798	12

FASTEST LAP

40	B	Spencer McCARTHY	MGB Roadster	15	56.919	76.39 mph	122.95 kph
67	C	Jon ELLISON	Triumph TR6	13	57.052	76.22 mph	122.66 kph
86	D	Simon GARRAD	Jaguar D-Type Replica	12	57.093	76.16 mph	122.57 kph
8	A	Bob LUFF	MGB FIA	12	1:01.454	70.76 mph	113.88 kph

Weather / Track : Cloudy / Damp

These results are provisional until the conclusion of any judicial and technical matters.

Brands Hatch Indy

Circuit Length = 1.2079 miles

Start: 16:57 End: 17:14

Clerk of Course :		Timekeeper :	
-------------------	--	--------------	--

MGCC Motoring Classics Thoroughbred Sportscar Championship

RACE 8 - LAP CHART

Lap 1			Lap 2			Lap 3			Lap 4			Lap 5		
No	Behind	Laptime	No	Behind	Laptime	No	Behind	Laptime	No	Behind	Laptime	No	Behind	Laptime
86		1:08.679	86		1:01.824	86		1:00.176	86		1:00.457	86		1:02.766
66	1.646	1:10.325	67	2.922	1:02.848	67	3.545	1:00.799	67	4.710	1:01.622	67	7.082	1:05.138
67	1.898	1:10.577	66	3.232	1:03.410	66	4.398	1:01.342	66	6.011	1:02.070	66	7.418	1:04.173
95	2.625	1:11.304	95	3.781	1:02.980	95	5.651	1:02.046	95	7.309	1:02.115	95	10.094	1:05.551
26	4.066	1:12.745	55	6.071	1:03.822	55	9.194	1:03.299	55	11.730	1:02.993	55	13.743	1:04.779
55	4.073	1:12.752	26	7.384	1:05.142	38	9.784	1:02.566	38	12.709	1:03.382	38	14.823	1:04.880
38	4.859	1:13.538	38	7.394	1:04.359	26	10.275	1:03.067	2	13.300	1:02.369	2	15.383	1:04.849
68	5.947	1:14.626	58	8.374	1:04.020	2	11.388	1:01.513	26	13.801	1:03.983	26	15.847	1:04.812
58	6.178	1:14.857	68	9.908	1:05.785	58	12.219	1:04.021	58	15.318	1:03.556	40	17.577	1:04.546
61	7.409	1:16.088	2	10.051	1:03.046	68	13.136	1:03.404	40	15.797	1:02.570	58	18.766	1:06.214
80	7.565	1:16.244	61	10.486	1:04.901	61	13.568	1:03.258	61	17.594	1:04.483	61	19.762	1:04.934
28	8.240	1:16.919	80	11.454	1:05.713	40	13.684	1:01.390	68	17.618	1:04.939	68	21.997	1:07.145
2	8.829	1:17.508	28	11.955	1:05.539	80	15.821	1:04.543	80	20.915	1:05.551	77	24.166	1:05.461
77	9.052	1:17.731	40	12.470	1:03.945	28	16.211	1:04.432	77	21.471	1:05.102	80	25.591	1:07.442
71	10.141	1:18.820	77	13.160	1:05.932	77	16.826	1:03.842	28	21.946	1:06.192	28	26.119	1:06.939
40	10.349	1:19.028	71	14.399	1:06.082	71	18.443	1:04.220	71	23.953	1:05.967	71	28.230	1:07.043
90	11.371	1:20.050	90	15.135	1:05.588	90	19.446	1:04.487	90	24.251	1:05.262	90	28.479	1:06.994
8	11.430	1:20.109	8	16.044	1:06.438	8	21.314	1:05.446	63	28.161	1:06.756	63	32.731	1:07.336
35	11.890	1:20.569	35	16.916	1:06.850	35	21.666	1:04.926	35	29.454	1:08.245	35	34.124	1:07.436
63	12.436	1:21.115	63	17.229	1:06.617	63	21.862	1:04.809	8	30.057	1:09.200	36	36.175	1:07.984
36	13.235	1:21.914	36	18.960	1:07.549	36	24.444	1:05.660	36	30.957	1:06.970	8	36.847	1:09.556
94	14.494	1:23.173	73	20.779	1:07.868	73	28.806	1:08.203	73	36.822	1:08.473	73	42.497	1:08.441
73	14.735	1:23.414	94	21.801	1:09.131	94	29.417	1:07.792	94	38.118	1:09.158	94	43.950	1:08.598
53	15.264	1:23.943	53	23.502	1:10.062	53	32.035	1:08.709	53	39.716	1:08.138	53	45.417	1:08.467
60	16.057	1:24.736	60	24.285	1:10.052	60	33.134	1:09.025	60	41.165	1:08.488	60	46.331	1:07.932
65	17.087	1:25.766	11	26.468	1:11.056	65	33.900	1:06.788	65	42.175	1:08.732	4	49.828	1:10.119
11	17.236	1:25.915	4	26.732	1:09.930	4	33.936	1:07.380	4	42.475	1:08.996	65	50.244	1:10.835
4	18.626	1:27.305	65	27.288	1:12.025	11	35.745	1:09.453	11	45.241	1:09.953	11	52.161	1:09.686
7	19.145	1:27.824	7	27.703	1:10.382	7	37.135	1:09.608	7	46.875	1:10.197	7	56.028	1:11.919

Weather / Track : Cloudy / Damp

Brands Hatch Indy
Circuit Length = 1.2079 miles
Start: 16:57 End: 17:14

MGCC Motoring Classics Thoroughbred Sportscar Championship

RACE 8 - LAP CHART

Lap 6			Lap 7			Lap 8			Lap 9			Lap 10		
No	Behind	Laptime	No	Behind	Laptime	No	Behind	Laptime	No	Behind	Laptime	No	Behind	Laptime
86		1:02.949	86		1:01.695	86		1:01.146	86		1:00.813	86		59.081
67	8.328	1:04.195	7	1 LAP	1:10.983	11	1 LAP	1:08.473	65	1 LAP	1:06.244	73	1 LAP	1:05.539
66	8.525	1:04.056	67	9.156	1:02.523	67	10.513	1:02.503	4	1 LAP	1:07.658	94	1 LAP	1:06.528
95	10.874	1:03.729	66	9.590	1:02.760	66	10.834	1:02.390	67	9.633	59.933	53	1 LAP	1:06.662
55	15.586	1:04.792	95	11.821	1:02.642	7	1 LAP	1:10.525	66	10.321	1:00.300	60	1 LAP	1:06.057
2	16.275	1:03.841	55	16.491	1:02.600	95	12.176	1:01.501	95	10.702	59.339	65	1 LAP	1:03.914
38	16.854	1:04.980	2	17.309	1:02.729	2	18.037	1:01.874	11	1 LAP	1:07.417	67	10.170	59.618
26	17.525	1:04.627	38	17.918	1:02.759	55	18.280	1:02.935	2	17.561	1:00.337	66	10.368	59.128
40	18.204	1:03.576	26	18.535	1:02.705	38	18.979	1:02.207	55	17.963	1:00.496	95	10.980	59.359
58	20.038	1:04.221	40	18.889	1:02.380	40	19.273	1:01.530	38	19.957	1:01.791	4	1 LAP	1:05.904
61	20.633	1:03.820	58	23.969	1:05.626	26	19.692	1:02.303	40	20.489	1:02.029	2	17.592	59.112
68	24.132	1:05.084	68	25.872	1:03.435	58	26.890	1:04.067	26	20.739	1:01.860	55	17.608	58.726
77	25.234	1:04.017	77	25.970	1:02.431	77	27.364	1:02.540	7	1 LAP	1:12.220	11	1 LAP	1:06.559
28	28.406	1:05.236	61	29.181	1:10.243	68	28.697	1:03.971	58	27.722	1:01.645	38	19.609	58.733
80	28.713	1:06.071	28	30.512	1:03.801	61	30.875	1:02.840	77	28.041	1:01.490	40	21.009	59.601
90	30.848	1:05.318	80	33.155	1:06.137	28	31.913	1:02.547	68	29.458	1:01.574	26	21.771	1:00.113
71	31.069	1:05.788	90	33.467	1:04.314	90	36.015	1:03.694	61	30.637	1:00.575	58	29.970	1:01.329
63	36.279	1:06.497	71	34.600	1:05.226	80	38.118	1:06.109	28	31.912	1:00.812	77	30.068	1:01.108
35	37.277	1:06.102	63	39.810	1:05.226	71	38.274	1:04.820	90	37.711	1:02.509	68	32.593	1:02.216
36	40.204	1:06.978	35	40.650	1:05.068	63	43.308	1:04.644	80	40.246	1:02.941	61	32.707	1:01.151
8	41.220	1:07.322	36	44.930	1:06.421	35	44.041	1:04.537	71	40.987	1:03.526	28	33.492	1:00.661
73	47.606	1:08.058	8	45.760	1:06.235	36	49.535	1:05.751	63	46.712	1:04.217	7	1 LAP	1:10.421
94	48.289	1:07.288	73	52.702	1:06.791	8	50.003	1:05.389	35	47.293	1:04.065	90	40.798	1:02.168
53	49.416	1:06.948	94	54.171	1:07.577	73	57.722	1:06.166	36	53.856	1:05.134	80	43.588	1:02.423
60	50.473	1:07.091	53	54.703	1:06.982	94	58.818	1:05.793	8	54.184	1:04.994	71	44.069	1:02.163
4	55.536	1:08.657	60	55.365	1:06.587	53	59.172	1:05.615				63	51.000	1:03.369
65	55.675	1:08.380	65	1:00.631	1:06.651	60	1:00.459	1:06.240				35	51.611	1:03.399
11	58.660	1:09.448	4	1:00.678	1:06.837									

Weather / Track : Cloudy / Damp

Brands Hatch Indy
 Circuit Length = 1.2079 miles
 Start: 16:57 End: 17:14

MGCC Motoring Classics Thoroughbred Sportscar Championship

RACE 8 - LAP CHART

Lap 11			Lap 12			Lap 13			Lap 14			Lap 15		
No	Behind	Laptime	No	Behind	Laptime	No	Behind	Laptime	No	Behind	Laptime	No	Behind	Laptime
86		58.420	86		57.093	86		58.150	86		58.115	86		57.988
36	1 LAP	1:03.858	36	1 LAP	1:02.717	63	1 LAP	1:04.700	35	1 LAP	1:00.684	67	10.251	57.116
8	1 LAP	1:04.278	8	1 LAP	1:02.933	35	1 LAP	1:04.686	7	2 LAPS	1:07.798	66	11.784	58.041
73	1 LAP	1:05.363	67	12.567	58.030	36	1 LAP	1:01.859	63	1 LAP	1:01.726	35	1 LAP	1:01.375
94	1 LAP	1:04.398	66	12.579	58.190	8	1 LAP	1:01.454	67	11.123	57.769	95	12.561	57.576
66	11.482	59.534	95	13.190	58.392	67	11.469	57.052	66	11.731	57.791	63	1 LAP	1:03.791
67	11.630	59.880	73	1 LAP	1:04.989	66	12.055	57.626	95	12.973	58.519	36	1 LAP	1:01.345
95	11.891	59.331	94	1 LAP	1:04.838	95	12.569	57.529	36	1 LAP	1:02.223	8	1 LAP	1:01.719
53	1 LAP	1:04.387	55	19.192	59.132	55	19.286	58.244	8	1 LAP	1:02.675	7	2 LAPS	1:08.632
60	1 LAP	1:05.114	2	20.335	59.159	2	21.085	58.900	55	19.074	57.903	55	20.101	59.015
65	1 LAP	1:04.960	53	1 LAP	1:05.936	38	24.188	1:00.945	2	21.064	58.094	2	20.760	57.684
55	17.153	57.965	60	1 LAP	1:05.017	40	24.319	1:00.549	38	23.379	57.306	38	22.461	57.070
2	18.269	59.097	38	21.393	58.691	73	1 LAP	1:05.189	40	23.704	57.500	40	22.635	56.919
4	1 LAP	1:04.860	40	21.920	58.576	26	25.737	1:00.050	26	25.606	57.984	26	24.852	57.234
38	19.795	58.606	26	23.837	58.364	94	1 LAP	1:05.871	73	1 LAP	1:02.627	58	35.340	58.759
40	20.437	57.848	65	1 LAP	1:04.830	60	1 LAP	1:04.292	60	1 LAP	1:03.186	73	1 LAP	1:03.613
26	22.566	59.215	4	1 LAP	1:04.534	53	1 LAP	1:05.260	94	1 LAP	1:04.461	61	36.210	59.479
11	1 LAP	1:06.647	58	34.144	59.794	65	1 LAP	1:03.091	53	1 LAP	1:03.976	60	1 LAP	1:01.804
58	31.443	59.893	61	34.408	59.328	4	1 LAP	1:01.862	65	1 LAP	1:03.680	77	38.402	1:01.483
77	31.775	1:00.127	77	35.068	1:00.386	58	34.028	58.034	58	34.569	58.656	68	40.322	1:02.071
61	32.173	57.886	68	35.531	59.061	61	34.462	58.204	61	34.719	58.372	94	1 LAP	1:05.171
68	33.563	59.390	11	1 LAP	1:07.126	77	34.977	58.059	77	34.907	58.045	65	1 LAP	1:05.135
28	34.813	59.741	28	36.773	59.053	68	35.834	58.453	4	1 LAP	1:02.905	53	1 LAP	1:06.436
90	43.857	1:01.479	90	48.290	1:01.526	28	37.278	58.655	68	36.239	58.520	28	42.329	1:02.760
7	1 LAP	1:08.564	80	51.220	1:02.057	11	1 LAP	1:05.338	28	37.557	58.394	4	1 LAP	1:06.139
80	46.256	1:01.088	71	51.666	1:01.822	90	50.695	1:00.555	11	1 LAP	1:05.533	90	54.781	1:00.294
71	46.937	1:01.288	7	1 LAP	1:09.855	80	53.363	1:00.293	90	52.475	59.895	80	57.014	59.845
63	56.256	1:03.676				71	53.540	1:00.024	80	55.157	59.909	71	58.457	1:00.961
35	56.919	1:03.728							71	55.484	1:00.059	11	1 LAP	1:07.902

Weather / Track : Cloudy / Damp

Brands Hatch Indy
Circuit Length = 1.2079 miles
Start: 16:57 End: 17:14

SEMSEC Open Single Seater and Invitation Championship

QUALIFYING - RACE 5 - CLASSIFICATION

POS	NO	CL	NAME	ENTRY	TIME	ON	LAPS	GAP	DIFF	MPH
1	17	E	Eddie McLURG	March 822	47.665	12	12			91.23
2	37	A	Dave CONNOR	Jedi Mk6	48.134	4	5	0.469	0.469	90.34
3	23	E	Chris KITE	Dallara 393	49.988	8	12	2.323	1.854	86.99
4	60	C	Matt HAYES	Jamun M172	50.904	10	14	3.239	0.916	85.42
5	16	C	Lucy WARDROP	Van Diemen Zetec	51.598	13	14	3.933	0.694	84.27
6	61	C	Ryan HAYES	Jamun T25	51.708	12	13	4.043	0.110	84.09
7	12	C	Gary FLETCHER	Delta T79	51.744	13	14	4.079	0.036	84.04
8	32	A	Chris MABEY	Jedi Mk6	53.601	9	13	5.936	1.857	81.12
9	97	B	Perry TUBB	Royale RP9/18	54.448	13	13	6.783	0.847	79.86
10	13	A	Christopher CHANDLER	Jedi Mk6	54.898	12	12	7.233	0.450	79.21
11	21	C	Simon MORGAN	Van Diemen RF96	55.577	12	13	7.912	0.679	78.24
12	94	B	Simon BROWN	Merlyn Mk 11a	58.151	3	9	10.486	2.574	74.78
13	19	B	Innes HICKMAN	Van Diemen RF89	58.491	11	12	10.826	0.340	74.34
14	76	F	Tim BARRY	Trojan T102	1:01.579	5	8	13.914	3.088	70.61

Weather / Track : Bright / Dry
 These results are provisional until the conclusion of any judicial and technical matters.

Brands Hatch Indy
 Circuit Length = 1.2079 miles
 Start: 13:17 End: 13:30

Clerk of Course :		Timekeeper :
-------------------	--	--------------

SEMSEC Open Single Seater and Invitation Championship

QUALIFYING - RACE 5 - LAP ANALYSIS

12	Gary FLETCHER		C Delta T79				
1 -	1:04.544	+ 12.800	13:18:30.332	8 -	53.739	+ 1.995	13:24:47.140
2 -	55.061	+ 3.317	13:19:25.393	9 -	53.160	+ 1.416	13:25:40.300
3 -	52.673	+ 0.929	13:20:18.066	10 -	52.613	+ 0.869	13:26:32.913
4 -	56.312	+ 4.568	13:21:14.378	11 -	52.001	+ 0.257	13:27:24.914
5 -	52.312	+ 0.568	13:22:06.690	12 -	52.215	+ 0.471	13:28:17.129
6 -	54.555	+ 2.811	13:23:01.245	13 -	51.744		13:29:08.873
7 -	52.156	+ 0.412	13:23:53.401	14 -	52.509	+ 0.765	13:30:01.382
13	Christopher CHANDLER		A Jedi Mk6				
1 -	1:05.556	+ 10.658	13:18:45.979	7 -	56.727	+ 1.829	13:24:45.123
2 -	1:03.838	+ 8.940	13:19:49.817	8 -	57.434	+ 2.536	13:25:42.557
3 -	1:02.122	+ 7.224	13:20:51.939	9 -	55.147	+ 0.249	13:26:37.704
4 -	59.942	+ 5.044	13:21:51.881	10 -	55.397	+ 0.499	13:27:33.101
5 -	57.602	+ 2.704	13:22:49.483	11 -	55.172	+ 0.274	13:28:28.273
6 -	58.913	+ 4.015	13:23:48.396	12 -	54.898		13:29:23.171
16	Lucy WARDROP		C Van Diemen Zetec				
1 -	1:02.989	+ 11.391	13:18:32.487	8 -	52.743	+ 1.145	13:24:43.849
2 -	54.462	+ 2.864	13:19:26.949	9 -	52.312	+ 0.714	13:25:36.161
3 -	53.628	+ 2.030	13:20:20.577	10 -	52.622	+ 1.024	13:26:28.783
4 -	52.935	+ 1.337	13:21:13.512	11 -	52.167	+ 0.569	13:27:20.950
5 -	52.533	+ 0.935	13:22:06.045	12 -	51.798	+ 0.200	13:28:12.748
6 -	52.718	+ 1.120	13:22:58.763	13 -	51.598		13:29:04.346
7 -	52.343	+ 0.745	13:23:51.106	14 -	51.732	+ 0.134	13:29:56.078
17	Eddie McLURG		E March 822				
1 -	55.676	+ 8.011	13:19:35.860	7 -	50.545	+ 2.880	13:24:37.902
2 -	52.028	+ 4.363	13:20:27.888	8 -	48.309	+ 0.644	13:25:26.211
3 -	50.470	+ 2.805	13:21:18.358	9 -	48.339	+ 0.674	13:26:14.550
4 -	50.784	+ 3.119	13:22:09.142	10 -	48.805	+ 1.140	13:27:03.355
5 -	49.041	+ 1.376	13:22:58.183	11 -	49.126	+ 1.461	13:27:52.481
6 -	49.174	+ 1.509	13:23:47.357	12 -	47.665		13:28:40.146
19	Innes HICKMAN		B Van Diemen RF89				
1 -	1:11.218	+ 12.727	13:18:35.644	7 -	1:01.410	+ 2.919	13:24:41.815
2 -	1:03.485	+ 4.994	13:19:39.129	8 -	1:00.742	+ 2.251	13:25:42.557
3 -	59.737	+ 1.246	13:20:38.866	9 -	1:00.214	+ 1.723	13:26:42.771
4 -	1:00.365	+ 1.874	13:21:39.231	10 -	59.256	+ 0.765	13:27:42.027
5 -	1:01.471	+ 2.980	13:22:40.702	11 -	58.491		13:28:40.518
6 -	59.703	+ 1.212	13:23:40.405	12 -	58.770	+ 0.279	13:29:39.288
21	Simon MORGAN		C Van Diemen RF96				
1 -	1:06.001	+ 10.424	13:18:42.184	8 -	56.000	+ 0.423	13:25:24.707
2 -	58.340	+ 2.763	13:19:40.524	9 -	56.264	+ 0.687	13:26:20.971
3 -	58.756	+ 3.179	13:20:39.280	10 -	55.661	+ 0.084	13:27:16.632
4 -	59.851	+ 4.274	13:21:39.131	11 -	56.063	+ 0.486	13:28:12.695
5 -	56.847	+ 1.270	13:22:35.978	12 -	55.577		13:29:08.272
6 -	56.399	+ 0.822	13:23:32.377	13 -	56.770	+ 1.193	13:30:05.042
7 -	56.330	+ 0.753	13:24:28.707				
23	Chris KITE		E Dallara 393				
1 -	1:04.481	+ 14.493	13:18:46.634	7 -	50.788	+ 0.800	13:24:04.750
2 -	55.308	+ 5.320	13:19:41.942	8 -	49.988		13:24:54.738
3 -	53.666	+ 3.678	13:20:35.608	9 -	50.147	+ 0.159	13:25:44.885
4 -	55.248	+ 5.260	13:21:30.856	10 -	51.611	+ 1.623	13:26:36.496
5 -	52.053	+ 2.065	13:22:22.909	11 -	51.028	+ 1.040	13:27:27.524
6 -	51.053	+ 1.065	13:23:13.962	12 -	50.158	+ 0.170	13:28:17.682
32	Chris MABEY		A Jedi Mk6				
1 -	1:04.490	+ 10.889	13:18:48.034	8 -	54.033	+ 0.432	13:25:14.697
2 -	56.151	+ 2.550	13:19:44.185	9 -	53.601		13:26:08.298

Weather / Track : Bright / Dry

Brands Hatch Indy
Circuit Length = 1.2079 miles
Start: 13:17 End: 13:30

SEMSEC Open Single Seater and Invitation Championship

QUALIFYING - RACE 5 - LAP ANALYSIS


3 -	55.362	+ 1.761	13:20:39.547	10 -	54.032	+ 0.431	13:27:02.330
4 -	55.978	+ 2.377	13:21:35.525	11 -	55.994	+ 2.393	13:27:58.324
5 -	56.160	+ 2.559	13:22:31.685	12 -	54.348	+ 0.747	13:28:52.672
6 -	54.735	+ 1.134	13:23:26.420	13 -	54.316	+ 0.715	13:29:46.988
7 -	54.244	+ 0.643	13:24:20.664				
37	Dave CONNOR			A Jedi Mk6			
1 -	57.770	+ 9.636	13:18:36.439	4 -	48.134		13:21:04.460
2 -	50.213	+ 2.079	13:19:26.652	5 -	48.270	+ 0.136	13:21:52.730
3 -	49.674	+ 1.540	13:20:16.326				
60	Matt HAYES			C Jamun M172			
1 -	1:01.370	+ 10.466	13:18:28.436	8 -	51.283	+ 0.379	13:24:29.720
2 -	51.353	+ 0.449	13:19:19.789	9 -	52.326	+ 1.422	13:25:22.046
3 -	51.452	+ 0.548	13:20:11.241	10 -	50.904		13:26:12.950
4 -	51.976	+ 1.072	13:21:03.217	11 -	51.446	+ 0.542	13:27:04.396
5 -	51.240	+ 0.336	13:21:54.457	12 -	51.748	+ 0.844	13:27:56.144
6 -	52.050	+ 1.146	13:22:46.507	13 -	51.026	+ 0.122	13:28:47.170
7 -	51.930	+ 1.026	13:23:38.437	14 -	51.336	+ 0.432	13:29:38.506
61	Ryan HAYES			C Jamun T25			
1 -	1:02.758	+ 11.050	13:18:30.581	8 -	54.425	+ 2.717	13:24:40.428
2 -	53.592	+ 1.884	13:19:24.173	9 -	52.270	+ 0.562	13:25:32.698
3 -	52.868	+ 1.160	13:20:17.041	10 -	51.966	+ 0.258	13:26:24.664
4 -	52.427	+ 0.719	13:21:09.468	11 -	52.001	+ 0.293	13:27:16.665
5 -	52.160	+ 0.452	13:22:01.628	12 -	51.708		13:28:08.373
6 -	52.329	+ 0.621	13:22:53.957	13 -	53.343	+ 1.635	13:29:01.716
7 -	52.046	+ 0.338	13:23:46.003				
76	Tim BARRY			F Trojan T102			
1 -	1:12.537	+ 10.958	13:19:54.003	5 -	1:01.579		13:24:13.306
2 -	1:05.454	+ 3.875	13:20:59.457	6 -	1:59.738 P	+ 58.159	13:26:13.044
3 -	1:08.386	+ 6.807	13:22:07.843	7 -	1:44.519	+ 42.940	13:27:57.563
4 -	1:03.884	+ 2.305	13:23:11.727	8 -	1:09.774	+ 8.195	13:29:07.337
94	Simon BROWN			B Merlyn Mk 11a			
1 -	1:04.787	+ 6.636	13:18:35.931	6 -	1:04.801	+ 6.650	13:26:35.617
2 -	1:00.376	+ 2.225	13:19:36.307	7 -	59.439	+ 1.288	13:27:35.056
3 -	58.151		13:20:34.458	8 -	58.477	+ 0.326	13:28:33.533
4 -	1:00.191	+ 2.040	13:21:34.649	9 -	58.216	+ 0.065	13:29:31.749
5 -	3:56.167 P	+ 2:58.016	13:25:30.816				
97	Perry TUBB			B Royale RP9/18			
1 -	1:06.208	+ 11.760	13:18:43.550	8 -	54.671	+ 0.223	13:25:13.728
2 -	57.702	+ 3.254	13:19:41.252	9 -	55.221	+ 0.773	13:26:08.949
3 -	57.583	+ 3.135	13:20:38.835	10 -	55.107	+ 0.659	13:27:04.056
4 -	55.651	+ 1.203	13:21:34.486	11 -	56.216	+ 1.768	13:28:00.272
5 -	55.328	+ 0.880	13:22:29.814	12 -	54.518	+ 0.070	13:28:54.790
6 -	54.601	+ 0.153	13:23:24.415	13 -	54.448		13:29:49.238
7 -	54.642	+ 0.194	13:24:19.057				

Weather / Track : Bright / Dry

Brands Hatch Indy
Circuit Length = 1.2079 miles
Start: 13:17 End: 13:30

SEMSEC Open Single Seater and Invitation Championship

RACE 5 - GRID

ROW 7	58.491 19 Innes HICKMAN	1:01.579 76 Tim BARRY
ROW 6	55.577 21 Simon MORGAN	58.151 94 Simon BROWN
ROW 5	54.448 97 Perry TUBB	54.898 13 Christopher CHANDLER
ROW 4	51.744 12 Gary FLETCHER	53.601 32 Chris MABEY
ROW 3	51.598 16 Lucy WARDROP	51.708 61 Ryan HAYES
ROW 2	49.988 23 Chris KITE	50.904 60 Matt HAYES
ROW 1	47.665 17 Eddie McLURG	48.134 37 Dave CONNOR
Pole		
		

Brands Hatch Indy
Circuit Length = 1.2079 miles

These results are provisional until the conclusion of any judicial and technical matters.

Clerk of Course :		Timekeeper :
-------------------	--	--------------

SEMSEC Open Single Seater and Invitation Championship

RACE 5 - CLASSIFICATION

POS	NO	CL	NAME	ENTRY	LAPS	TIME	GAP	DIFF	MPH	BEST	ON
1	37	A	Dave CONNOR	Jedi Mk6	15	12:18.685			88.30	47.798	12
2	17	E	Eddie McLURG	March 822	15	12:18.729	0.044	0.044	88.29	47.589	12
3	16	C	Lucy WARDROP	Van Diemen Zetec	15	12:58.190	39.505	39.461	83.82	50.426	15
4	60	C	Matt HAYES	Jamun M172	15	13:03.099	44.414	4.909	83.29	50.877	10
5	23	E	Chris KITE	Dallara 393	14	12:32.704	1 lap	1 lap	80.88	50.821	6
6	61	C	Ryan HAYES	Jamun T25	14	12:47.677	1 lap	14.973	79.30	53.193	6
7	32	A	Chris MABEY	Jedi Mk6	14	12:54.892	1 lap	7.215	78.56	53.800	13
8	12	C	Gary FLETCHER	Delta T79	14	12:58.320	1 lap	3.428	78.22	51.846	8
9	21	C	Simon MORGAN	Van Diemen RF96	13	12:26.416	2 laps	1 lap	75.73	55.561	12
10	94	B	Simon BROWN	Merlyn Mk 11a	13	12:39.422	2 laps	13.006	74.44	56.438	10
11	19	B	Innes HICKMAN	Van Diemen RF89	13	12:39.631	2 laps	0.209	74.42	56.215	12
12	97	B	Perry TUBB	Royale RP9/18	12	12:32.164	3 laps	1 lap	69.37	59.232	12

NOT CLASSIFIED

DNF	76	F	Tim BARRY	Trojan T102	2	2:01.700	13 laps	10 laps	71.46	56.225	2
DNF	13	A	Christopher CHANDLER	Jedi Mk6	0						

FASTEST LAP

17	E	Eddie McLURG	March 822	12	47.589	91.37 mph	147.05 kph
37	A	Dave CONNOR	Jedi Mk6	12	47.798	90.97 mph	146.41 kph
16	C	Lucy WARDROP	Van Diemen Zetec	15	50.426	86.23 mph	138.78 kph
19	B	Innes HICKMAN	Van Diemen RF89	12	56.215	77.35 mph	124.49 kph
76	F	Tim BARRY	Trojan T102	2	56.225	77.34 mph	124.47 kph

Weather / Track : Cloudy / Dry

These results are provisional until the conclusion of any judicial and technical matters.

Brands Hatch Indy
Circuit Length = 1.2079 miles
Start: 15:41 End: 15:56

Clerk of Course :	Timekeeper :
-------------------	--------------

SEMSEC Open Single Seater and Invitation Championship
RACE 5 - LAP CHART

Lap 1			Lap 2			Lap 3			Lap 4			Lap 5		
No	Behind	Laptime	No	Behind	Laptime	No	Behind	Laptime	No	Behind	Laptime	No	Behind	Laptime
17		57.554	17		50.758	17		48.913	17		48.818	17		49.272
37	0.903	58.457	37	0.812	50.667	37	0.863	48.964	37	0.464	48.419	12	1 LAP	52.952
60	2.739	1:00.293	60	4.848	52.867	60	7.809	51.874	97	1 LAP	1:03.377	37	0.317	49.125
16	3.266	1:00.820	16	5.164	52.656	16	8.336	52.085	60	10.411	51.420	60	12.347	51.208
61	6.307	1:03.861	61	9.302	53.753	61	13.623	53.234	16	10.954	51.436	16	12.791	51.109
32	7.694	1:05.248	76	13.388	56.225	32	20.365	55.767	61	18.240	53.435	97	1 LAP	1:01.336
76	7.921	1:05.475	32	13.511	56.575	23	20.854	54.335	23	24.090	52.054	61	22.371	53.403
21	8.619	1:06.173	23	15.432	54.939	21	24.476	57.784	32	26.248	54.701	23	25.971	51.153
94	8.950	1:06.504	21	15.605	57.744	94	27.086	58.951	21	32.531	56.873	32	31.526	54.550
97	10.351	1:07.905	94	17.048	58.856	19	27.866	57.524	94	36.392	58.124	21	39.891	56.632
19	11.053	1:08.607	19	19.255	58.960	12	45.336	53.188	19	36.942	57.894	94	44.299	57.179
23	11.251	1:08.805	97	36.364	1:16.771							19	44.995	57.325
12	37.718	1:35.272	12	41.061	54.101									

Weather / Track : Cloudy / Dry

Brands Hatch Indy
 Circuit Length = 1.2079 miles
 Start: 15:41 End: 15:56

SEMSEC Open Single Seater and Invitation Championship
RACE 5 - LAP CHART

Lap 6			Lap 7			Lap 8			Lap 9			Lap 10		
No	Behind	Laptime	No	Behind	Laptime	No	Behind	Laptime	No	Behind	Laptime	No	Behind	Laptime
17		48.301	17		48.086	17		48.037	17		49.145	17		47.939
37	0.442	48.426	21	1 LAP	56.624	37	0.411	47.898	37	0.454	49.188	37	0.446	47.931
12	1 LAP	52.816	37	0.550	48.194	21	1 LAP	56.836	32	1 LAP	55.214	32	1 LAP	54.313
60	15.010	50.964	94	1 LAP	57.997	12	1 LAP	52.768	97	2 LAPS	1:00.980	97	2 LAPS	59.289
16	15.303	50.813	19	1 LAP	57.876	94	1 LAP	57.422	21	1 LAP	55.898	12	1 LAP	52.390
97	1 LAP	1:00.782	12	1 LAP	52.096	19	1 LAP	58.003	12	1 LAP	51.846	21	1 LAP	56.847
61	27.263	53.193	60	18.073	51.149	16	21.738	51.493	94	1 LAP	57.650	16	27.039	51.038
23	28.491	50.821	16	18.282	51.065	60	21.976	51.940	16	23.940	51.347	60	27.289	50.877
32	37.106	53.881	23	33.037	52.632	23	36.010	51.010	60	24.351	51.520	94	1 LAP	57.302
			61	34.443	55.266	61	40.389	53.983	19	1 LAP	57.293	19	1 LAP	57.108
			97	1 LAP	1:01.445				23	38.174	51.309	23	42.017	51.782
			32	42.963	53.943				61	45.027	53.783			

Weather / Track : Cloudy / Dry

Brands Hatch Indy
 Circuit Length = 1.2079 miles
 Start: 15:41 End: 15:56

SEMSEC Open Single Seater and Invitation Championship
RACE 5 - LAP CHART


Lap 11			Lap 12			Lap 13			Lap 14			Lap 15		
No	Behind	Laptime	No	Behind	Laptime	No	Behind	Laptime	No	Behind	Laptime	No	Behind	Laptime
37		48.106	37		47.798	37		48.931	37		48.517	37		48.064
17	0.246	48.798	17	0.037	47.589	17	1.236	50.130	17	0.497	47.778	17	0.044	47.611
61	1 LAP	55.083	61	1 LAP	54.103	94	2 LAPS	57.516	97	3 LAPS	1:00.233	21	2 LAPS	56.750
32	1 LAP	54.497	32	1 LAP	54.384	23	1 LAP	54.254	23	1 LAP	54.215	97	3 LAPS	59.232
12	1 LAP	52.800	12	1 LAP	51.959	19	2 LAPS	58.821	94	2 LAPS	58.114	23	1 LAP	53.350
97	2 LAPS	1:00.124	16	32.433	50.957	61	1 LAP	55.218	19	2 LAPS	56.215	94	2 LAPS	57.369
16	29.274	50.787	60	34.820	51.997	32	1 LAP	53.997	61	1 LAP	55.064	19	2 LAPS	57.148
60	30.621	51.884	97	2 LAPS	1:00.690	12	1 LAP	52.065	32	1 LAP	53.800	61	1 LAP	54.298
21	1 LAP	57.010	21	1 LAP	55.684	16	34.579	51.077	12	1 LAP	52.009	32	1 LAP	54.022
94	1 LAP	56.438				60	37.120	51.231	16	37.143	51.081	16	39.505	50.426
19	1 LAP	56.857				21	1 LAP	55.561	60	40.182	51.579	12	1 LAP	52.058
23	45.510	52.045										60	44.414	52.296

Weather / Track : Cloudy / Dry

Brands Hatch Indy
 Circuit Length = 1.2079 miles
 Start: 15:41 End: 15:56

SEMSEC Open Single Seater and Invitation Championship

RACE 9 - GRID

ROW 7	76 Tim BARRY	13 Christopher CHANDLER
ROW 6	19 Innes HICKMAN	97 Perry TUBB
ROW 5	21 Simon MORGAN	94 Simon BROWN
ROW 4	32 Chris MABEY	12 Gary FLETCHER
ROW 3	23 Chris KITE	61 Ryan HAYES
ROW 2	16 Lucy WARDROP	60 Matt HAYES
ROW 1	37 Dave CONNOR	17 Eddie McLURG
Pole		
		

Brands Hatch Indy
Circuit Length = 1.2079 miles

These results are provisional until the conclusion of any judicial and technical matters.

Clerk of Course :		Timekeeper :
-------------------	--	--------------

SEMSEC Open Single Seater and Invitation Championship

RACE 9 - CLASSIFICATION

POS	NO	CL	NAME	ENTRY	LAPS	TIME	GAP	DIFF	MPH	BEST	ON
1	37	A	Dave CONNOR	Jedi Mk6	17	14:06.067			87.37	47.461	8
2	17	E	Eddie McLURG	March 822	17	14:21.686	15.619	15.619	85.79	47.354	9
3	23	E	Chris KITE	Dallara 393	17	15:02.789	56.722	41.103	81.88	49.396	7
4	60	C	Matt HAYES	Jamun M172	17	15:08.390	1:02.323	5.601	81.38	50.516	6
5	61	C	Ryan HAYES	Jamun T25	16	14:35.187	1 lap	1 lap	79.50	51.133	3
6	12	C	Gary FLETCHER	Delta T79	16	14:39.643	1 lap	4.456	79.09	51.870	5
7	32	A	Chris MABEY	Jedi Mk6	16	15:10.693	1 lap	31.050	76.40	52.870	6
8	76	F	Tim BARRY	Trojan T102	15	14:13.904	2 laps	1 lap	76.38	53.042	4
9	21	C	Simon MORGAN	Van Diemen RF96	15	14:49.831	2 laps	35.927	73.30	55.789	7
10	94	B	Simon BROWN	Merlyn Mk 11a	15	15:05.015	2 laps	15.184	72.07	55.821	7
11	19	B	Innes HICKMAN	Van Diemen RF89	15	15:09.842	2 laps	4.827	71.69	55.969	7
12	97	B	Perry TUBB	Royale RP9/18	15	15:16.542	2 laps	6.700	71.16	55.817	7
13	13	A	Christopher CHANDLER	Jedi Mk6	14	15:11.472	3 laps	1 lap	66.79	56.078	7

NOT CLASSIFIED

DNF	16	C	Lucy WARDROP	Van Diemen Zetec	6	5:52.262	11 laps	8 laps	74.06	54.409	5
-----	----	---	--------------	------------------	---	----------	---------	--------	-------	--------	---

FASTEST LAP

17	E	Eddie McLURG	March 822	9	47.354	91.83 mph	147.78 kph
37	A	Dave CONNOR	Jedi Mk6	8	47.461	91.62 mph	147.45 kph
60	C	Matt HAYES	Jamun M172	6	50.516	86.08 mph	138.53 kph
76	F	Tim BARRY	Trojan T102	4	53.042	81.98 mph	131.94 kph
97	B	Perry TUBB	Royale RP9/18	7	55.817	77.90 mph	125.38 kph

Weather / Track : Cloudy / Damp

These results are provisional until the conclusion of any judicial and technical matters.

Brands Hatch Indy

Circuit Length = 1.2079 miles

Start: 17:20 End: 17:36

Clerk of Course :		Timekeeper :	
-------------------	--	--------------	--

SEMSEC Open Single Seater and Invitation Championship
RACE 9 - LAP CHART

Lap 1			Lap 2			Lap 3			Lap 4			Lap 5		
No	Behind	Laptime	No	Behind	Laptime	No	Behind	Laptime	No	Behind	Laptime	No	Behind	Laptime
37		55.595	37		49.901	37		48.670	37		48.668	37		48.615
60	1.758	57.353	17	1.291	49.422	17	0.980	48.359	17	0.457	48.145	17	0.902	49.060
17	1.770	57.365	60	3.429	51.572	60	5.746	50.987	60	8.034	50.956	13	1 LAP	58.073
61	3.169	58.764	61	5.073	51.805	61	7.536	51.133	61	10.691	51.823	60	10.590	51.171
23	3.796	59.391	23	5.852	51.957	23	8.075	50.893	23	10.817	51.410	23	12.734	50.532
12	5.604	1:01.199	12	8.611	52.908	12	12.790	52.849	12	16.864	52.742	61	13.841	51.765
76	8.597	1:04.192	76	11.900	53.204	76	16.967	53.737	76	21.341	53.042	12	20.119	51.870
94	9.329	1:04.924	32	14.551	54.463	32	19.428	53.547	32	24.262	53.502	76	26.155	53.429
32	9.989	1:05.584	94	17.985	58.557	94	26.925	57.610	21	36.132	57.769	32	29.094	53.447
21	10.526	1:06.121	21	18.294	57.669	21	27.031	57.407	94	36.895	58.638	21	44.683	57.166
19	11.858	1:07.453	19	19.791	57.834	19	28.521	57.400	19	37.298	57.445	94	44.688	56.408
97	12.547	1:08.142	97	20.373	57.727	97	29.253	57.550	97	38.075	57.490	19	45.092	56.409
13	18.045	1:13.640	16	25.980	56.744	16	33.066	55.756	16	39.313	54.915	16	45.107	54.409
16	19.137	1:14.732	13	32.663	1:04.519	13	44.196	1:00.203				97	46.646	57.186

Weather / Track : Cloudy / Damp

Brands Hatch Indy
 Circuit Length = 1.2079 miles
 Start: 17:20 End: 17:36

SEMSEC Open Single Seater and Invitation Championship
RACE 9 - LAP CHART

Lap 6			Lap 7			Lap 8			Lap 9			Lap 10		
No	Behind	Laptime	No	Behind	Laptime	No	Behind	Laptime	No	Behind	Laptime	No	Behind	Laptime
37		47.884	37		49.054	37		47.461	37		47.624	37		47.603
17	0.828	47.810	17	1.921	50.147	17	2.077	47.617	76	1 LAP	55.698	17	2.717	48.513
60	13.222	50.516	16	1 LAP	55.706	21	1 LAP	55.789	17	1.807	47.354	32	1 LAP	56.140
13	1 LAP	56.559	21	1 LAP	56.911	94	1 LAP	55.821	21	1 LAP	56.467	76	1 LAP	56.524
23	14.637	49.787	94	1 LAP	58.462	19	1 LAP	55.969	23	22.591	51.643	23	27.143	52.155
61	17.134	51.177	19	1 LAP	58.491	97	1 LAP	55.817	60	23.798	53.038	60	27.889	51.694
12	24.402	52.167	97	1 LAP	57.823	60	18.384	51.083	94	1 LAP	57.355	21	1 LAP	57.152
76	33.256	54.985	60	14.762	50.594	23	18.572	51.054	19	1 LAP	57.453	94	1 LAP	57.368
32	34.080	52.870	23	14.979	49.396	61	24.294	51.334	97	1 LAP	57.506	19	1 LAP	56.909
			61	20.421	52.341	13	1 LAP	56.078	61	28.609	51.939	97	1 LAP	57.016
			13	1 LAP	57.089	12	32.015	51.902	12	38.375	53.984	61	35.856	54.850
			12	27.574	52.226	32	47.165	55.416	13	1 LAP	57.183	12	45.842	55.070
			32	39.210	54.184									
			76	40.001	55.799									

Weather / Track : Cloudy / Damp

Brands Hatch Indy
 Circuit Length = 1.2079 miles
 Start: 17:20 End: 17:36

SEMSEC Open Single Seater and Invitation Championship
RACE 9 - LAP CHART

Lap 11			Lap 12			Lap 13			Lap 14			Lap 15		
No	Behind	Laptime	No	Behind	Laptime	No	Behind	Laptime	No	Behind	Laptime	No	Behind	Laptime
37		47.986	37		47.866	37		48.815	37		48.186	37		49.883
17	2.689	47.958	17	3.283	48.460	61	1 LAP	54.762	17	5.807	49.947	17	8.495	52.571
13	2 LAPS	58.407	12	1 LAP	54.044	21	2 LAPS	57.001	61	1 LAP	55.430	61	1 LAP	57.919
32	1 LAP	55.242	13	2 LAPS	58.503	17	4.046	49.578	21	2 LAPS	57.747	21	2 LAPS	1:00.704
76	1 LAP	56.222	32	1 LAP	53.210	94	2 LAPS	57.473	12	1 LAP	54.768	12	1 LAP	57.862
23	30.372	51.215	76	1 LAP	55.863	97	2 LAPS	56.148	94	2 LAPS	57.898	94	2 LAPS	1:04.071
60	31.509	51.606	23	33.660	51.154	19	2 LAPS	57.940	97	2 LAPS	58.102	19	2 LAPS	1:04.187
21	1 LAP	57.072	60	35.056	51.413	12	1 LAP	52.278	19	2 LAPS	57.933	97	2 LAPS	1:12.634
61	42.048	54.178				13	2 LAPS	57.206	13	2 LAPS	58.741	13	2 LAPS	1:02.510
94	1 LAP	57.879				32	1 LAP	54.208	32	1 LAP	56.635	32	1 LAP	1:00.975
19	1 LAP	59.008				76	1 LAP	55.476	23	40.390	53.094	23	47.394	56.887
97	1 LAP	58.490				23	35.482	50.637	60	42.886	53.736	60	50.903	57.900
						60	37.336	51.095	76	1 LAP	59.256	76	1 LAP	1:01.420

Weather / Track : Cloudy / Damp

Brands Hatch Indy
 Circuit Length = 1.2079 miles
 Start: 17:20 End: 17:36

SEMSEC Open Single Seater and Invitation Championship
RACE 9 - LAP CHART

Lap 16			Lap 17		
No	Behind	Laptime	No	Behind	Laptime
37		55.377	37		56.879
17	10.338	57.220	76	2 LAPS	1:05.057
61	1 LAP	1:02.790	17	15.619	1:02.160
12	1 LAP	1:01.198	61	1 LAP	1:03.177
21	2 LAPS	1:06.941	12	1 LAP	1:02.576
94	2 LAPS	1:09.904	21	2 LAPS	1:07.915
19	2 LAPS	1:10.962	23	56.722	1:00.361
23	53.240	1:01.223	94	2 LAPS	1:12.647
32	1 LAP	1:05.089	60	1:02.323	1:02.914
97	2 LAPS	1:13.099	19	2 LAPS	1:14.449
60	56.288	1:00.762	32	1 LAP	1:06.181
			13	3 LAPS	2:12.761
			97	2 LAPS	1:11.812

Weather / Track : Cloudy / Damp

Brands Hatch Indy
 Circuit Length = 1.2079 miles
 Start: 17:20 End: 17:36

South East Challenge Curfew Race

QUALIFYING - RACE 10 - CLASSIFICATION

POS	NO	CL	NAME	ENTRY	TIME	ON	LAPS	GAP	DIFF	MPH
1	20	A	Mark BURTON	Jade Trackstar	46.194	5	8			94.13
2	46	B	Mark WHITE	Radical SR8	47.571	3	9	1.377	1.377	91.41
3	60	B	John HEWATT	Stohr DSR	48.028	9	11	1.834	0.457	90.54
4	58	B	Charles HARVEY-KELLY	Radical SR4	48.845	3	3	2.651	0.817	89.02
5	11	B	John POWIS	Radical PR6	50.697	10	10	4.503	1.852	85.77
6	38	C	Mark BISHOP	Caterham 7	50.788	4	9	4.594	0.091	85.62
7	17	A	Doug NEWMAN	Caterham 7 Hibusa	51.056	10	11	4.862	0.268	85.17
8	63	C	Matthew CALLER	Caterham CSR	51.627	9	10	5.433	0.571	84.23
9	40	C	Jonathan GIBBS	Caterham C400	52.126	8	10	5.932	0.499	83.42
10	31	C	Paul GIBB	Caterham 7 HPC	53.973	3	5	7.779	1.847	80.56
11	14	E	Stephen HARRINGTON	Honda S2000	57.637	5	10	11.443	3.664	75.44

Weather / Track : Bright / Dry
 These results are provisional until the conclusion of any judicial and technical matters.

Brands Hatch Indy
 Circuit Length = 1.2079 miles
 Start: 13:34 End: 13:52

Clerk of Course :		Timekeeper :
-------------------	--	--------------

South East Challenge Curfew Race

QUALIFYING - RACE 10 - LAP ANALYSIS

11	John POWIS		B Radical PR6				
1 -	1:00.021	+ 9.324	13:35:52.639	6 -	51.794	+ 1.097	13:40:18.762
2 -	52.905	+ 2.208	13:36:45.544	7 -	52.207	+ 1.510	13:41:10.969
3 -	53.495	+ 2.798	13:37:39.039	8 -	51.192	+ 0.495	13:42:02.161
4 -	55.571	+ 4.874	13:38:34.610	9 -	51.314	+ 0.617	13:42:53.475
5 -	52.358	+ 1.661	13:39:26.968	10 -	50.697		13:43:44.172
14	Stephen HARRINGTON		E Honda S2000				
1 -	1:06.694	+ 9.057	13:36:06.928	6 -	57.827	+ 0.190	13:40:56.764
2 -	58.315	+ 0.678	13:37:05.243	7 -	58.550	+ 0.913	13:41:55.314
3 -	57.836	+ 0.199	13:38:03.079	8 -	57.978	+ 0.341	13:42:53.292
4 -	58.221	+ 0.584	13:39:01.300	9 -	58.981	+ 1.344	13:43:52.273
5 -	57.637		13:39:58.937	10 -	57.701	+ 0.064	13:44:49.974
17	Doug NEWMAN		A Caterham 7 Hibusa				
1 -	59.600	+ 8.544	13:35:54.322	7 -	53.194	+ 2.138	13:41:11.787
2 -	52.398	+ 1.342	13:36:46.720	8 -	51.868	+ 0.812	13:42:03.655
3 -	52.832	+ 1.776	13:37:39.552	9 -	51.269	+ 0.213	13:42:54.924
4 -	54.061	+ 3.005	13:38:33.613	10 -	51.056		13:43:45.980
5 -	52.877	+ 1.821	13:39:26.490	11 -	53.218	+ 2.162	13:44:39.198
6 -	52.103	+ 1.047	13:40:18.593				
20	Mark BURTON		A Jade Trackstar				
1 -	47.203	+ 1.009	13:36:29.726	5 -	46.194		13:41:43.305
2 -	46.873	+ 0.679	13:37:16.599	6 -	47.894	+ 1.700	13:42:31.199
3 -	2:49.978 P	+ 2:03.784	13:40:06.577	7 -	46.651	+ 0.457	13:43:17.850
4 -	50.534	+ 4.340	13:40:57.111	8 -	47.257	+ 1.063	13:44:05.107
31	Paul GIBB		C Caterham 7 HPC				
1 -	1:00.051	+ 6.078	13:35:55.901	4 -	54.041	+ 0.068	13:38:38.260
2 -	54.345	+ 0.372	13:36:50.246	5 -	54.186	+ 0.213	13:39:32.446
3 -	53.973		13:37:44.219				
38	Mark BISHOP		C Caterham 7				
1 -	1:07.644	+ 16.856	13:36:04.310	6 -	52.375	+ 1.587	13:40:28.317
2 -	56.417	+ 5.629	13:37:00.727	7 -	51.748	+ 0.960	13:41:20.065
3 -	51.509	+ 0.721	13:37:52.236	8 -	54.311	+ 3.523	13:42:14.376
4 -	50.788		13:38:43.024	9 -	51.274	+ 0.486	13:43:05.650
5 -	52.918	+ 2.130	13:39:35.942				
40	Jonathan GIBBS		C Caterham C400				
1 -	1:05.251	+ 13.125	13:36:08.316	6 -	53.246	+ 1.120	13:40:37.778
2 -	56.481	+ 4.355	13:37:04.797	7 -	52.484	+ 0.358	13:41:30.262
3 -	53.238	+ 1.112	13:37:58.035	8 -	52.126		13:42:22.388
4 -	53.582	+ 1.456	13:38:51.617	9 -	52.156	+ 0.030	13:43:14.544
5 -	52.915	+ 0.789	13:39:44.532	10 -	52.634	+ 0.508	13:44:07.178
46	Mark WHITE		B Radical SR8				
1 -	49.366	+ 1.795	13:36:35.128	6 -	47.860	+ 0.289	13:40:35.624
2 -	47.792	+ 0.221	13:37:22.920	7 -	48.541	+ 0.970	13:41:24.165
3 -	47.571		13:38:10.491	8 -	48.168	+ 0.597	13:42:12.333
4 -	49.163	+ 1.592	13:38:59.654	9 -	48.302	+ 0.731	13:43:00.635
5 -	48.110	+ 0.539	13:39:47.764				
58	Charles HARVEY-KELLY		B Radical SR4				
1 -	59.957	+ 11.112	13:35:50.719	3 -	48.845		13:37:30.191
2 -	50.627	+ 1.782	13:36:41.346				
60	John HEWATT		B Stohr DSR				
1 -	57.659	+ 9.631	13:35:55.994	7 -	49.750	+ 1.722	13:40:55.789
2 -	51.216	+ 3.188	13:36:47.210	8 -	49.325	+ 1.297	13:41:45.114

Weather / Track : Bright / Dry

Brands Hatch Indy
Circuit Length = 1.2079 miles
Start: 13:34 End: 13:52

South East Challenge Curfew Race
QUALIFYING - RACE 10 - LAP ANALYSIS


3 -	50.533	+ 2.505	13:37:37.743	9 -	48.028		13:42:33.142
4 -	49.778	+ 1.750	13:38:27.521	10 -	53.239	+ 5.211	13:43:26.381
5 -	49.396	+ 1.368	13:39:16.917	11 -	48.704	+ 0.676	13:44:15.085
6 -	49.122	+ 1.094	13:40:06.039				
63	Matthew CALLER			C Caterham CSR			
1 -	1:05.815	+ 14.188	13:35:59.564	6 -	56.553	+ 4.926	13:41:19.321
2 -	53.361	+ 1.734	13:36:52.925	7 -	51.734	+ 0.107	13:42:11.055
3 -	52.412	+ 0.785	13:37:45.337	8 -	52.383	+ 0.756	13:43:03.438
4 -	53.492	+ 1.865	13:38:38.829	9 -	51.627		13:43:55.065
5 -	1:43.939 P	+ 52.312	13:40:22.768	10 -	52.005	+ 0.378	13:44:47.070

Weather / Track : Bright / Dry

Brands Hatch Indy
 Circuit Length = 1.2079 miles
 Start: 13:34 End: 13:52

South East Challenge Curfew Race

RACE 10 - GRID

ROW 6	57.637 14 Stephen HARRINGTON	9 Michael JONES
ROW 5	52.126 40 Jonathan GIBBS	53.973 31 Paul GIBB
ROW 4	51.056 17 Doug NEWMAN	51.627 63 Matthew CALLER
ROW 3	50.697 11 John POWIS	50.788 38 Mark BISHOP
ROW 2	48.028 60 John HEWATT	48.845 58 Charles HARVEY-KELLY
ROW 1	46.194 20 Mark BURTON	47.571 46 Mark WHITE
Pole		
		

Brands Hatch Indy
Circuit Length = 1.2079 miles

These results are provisional until the conclusion of any judicial and technical matters.

Clerk of Course :		Timekeeper :
-------------------	--	--------------

South East Challenge Curfew Race

RACE 10 - CLASSIFICATION

POS	NO	CL	NAME	ENTRY	LAPS	TIME	GAP	DIFF	MPH	BEST	ON
1	60	B	John HEWATT	Stohr DSR	19	19:25.532			70.88	59.189	7
2	20	A	Mark BURTON	Jade Trackstar	19	20:11.079	45.547	45.547	68.22	1:00.157	3
3	11	B	John POWIS	Radical PR6	19	20:12.688	47.156	1.609	68.13	1:01.178	12
4	14	E	Stephen HARRINGTON	Honda S2000	19	20:17.399	51.867	4.711	67.86	1:02.509	13
5	40	C	Jonathan GIBBS	Caterham C400	18	19:49.223	1 lap	1 lap	65.82	1:04.251	7
6	9	C	Michael JONES	Caterham CSR	18	20:24.602	1 lap	35.379	63.91	1:04.745	3

NOT CLASSIFIED

DNF	63	C	Matthew CALLER	Caterham CSR	16	17:34.748	3 laps	2 laps	65.96	1:03.569	15
DNF	38	C	Mark BISHOP	Caterham 7	14	15:34.511	5 laps	2 laps	65.14	1:04.130	12
DNF	17	A	Doug NEWMAN	Caterham 7 Hibusa	0						

FASTEST LAP

60	B	John HEWATT	Stohr DSR	7	59.189	73.46 mph	118.23 kph
20	A	Mark BURTON	Jade Trackstar	3	1:00.157	72.28 mph	116.33 kph
14	E	Stephen HARRINGTON	Honda S2000	13	1:02.509	69.56 mph	111.95 kph
63	C	Matthew CALLER	Caterham CSR	15	1:03.569	68.40 mph	110.09 kph

Weather / Track : Cloudy / Wet

These results are provisional until the conclusion of any judicial and technical matters.

Brands Hatch Indy
Circuit Length = 1.2079 miles
Start: 17:46 End: 18:07

Clerk of Course :	Timekeeper :
-------------------	--------------

South East Challenge Curfew Race
RACE 10 - LAP CHART

Lap 1			Lap 2			Lap 3			Lap 4			Lap 5		
No	Behind	Laptime	No	Behind	Laptime	No	Behind	Laptime	No	Behind	Laptime	No	Behind	Laptime
20		1:05.347	60		1:00.663	60		59.616	60		1:00.101	60		1:00.592
60	0.345	1:05.692	20	0.216	1:01.224	20	0.757	1:00.157	20	4.656	1:04.000	20	11.296	1:07.232
38	4.758	1:10.105	38	9.581	1:05.831	38	17.171	1:07.206	11	21.377	1:04.184	11	25.746	1:04.961
11	8.289	1:13.636	11	12.113	1:04.832	11	17.294	1:04.797	38	24.553	1:07.483	14	27.172	1:03.118
40	8.335	1:13.682	40	13.398	1:06.071	40	18.901	1:05.119	14	24.646	1:04.623	40	29.732	1:05.467
63	8.539	1:13.886	9	14.610	1:06.558	9	19.739	1:04.745	40	24.857	1:06.057	38	32.341	1:08.380
9	9.060	1:14.407	14	15.284	1:06.743	14	20.124	1:04.456	63	29.775	1:06.455	63	34.958	1:05.775
14	9.549	1:14.896	63	16.363	1:08.832	63	23.421	1:06.674	9	38.034	1:18.396	9	44.970	1:07.528

Weather / Track : Cloudy / Wet

Brands Hatch Indy
 Circuit Length = 1.2079 miles
 Start: 17:46 End: 18:07

South East Challenge Curfew Race
RACE 10 - LAP CHART

Lap 6			Lap 7			Lap 8			Lap 9			Lap 10		
No	Behind	Laptime	No	Behind	Laptime	No	Behind	Laptime	No	Behind	Laptime	No	Behind	Laptime
60		1:00.045	60		59.189	60		59.835	60		1:00.419	60		59.609
20	12.588	1:01.337	20	16.488	1:03.089	9	1 LAP	1:07.153	9	1 LAP	1:07.058	9	1 LAP	1:06.866
14	31.266	1:04.139	14	34.663	1:02.586	20	19.307	1:02.654	20	22.180	1:03.292	20	25.495	1:02.924
11	31.834	1:06.133	11	36.975	1:04.330	14	37.535	1:02.707	14	39.715	1:02.599	14	42.844	1:02.738
40	33.979	1:04.292	40	39.041	1:04.251	11	39.514	1:02.374	11	41.092	1:01.997	11	43.206	1:01.723
38	38.380	1:06.084	38	45.701	1:06.510	40	43.749	1:04.543	40	48.929	1:05.599	40	54.821	1:05.501
63	40.993	1:06.080	63	47.306	1:05.502	38	51.627	1:05.761	63	56.695	1:05.075			
9	52.809	1:07.884				63	52.039	1:04.568	38	58.114	1:06.906			

Weather / Track : Cloudy / Wet

Brands Hatch Indy
 Circuit Length = 1.2079 miles
 Start: 17:46 End: 18:07

South East Challenge Curfew Race
RACE 10 - LAP CHART

Lap 11			Lap 12			Lap 13			Lap 14			Lap 15		
No	Behind	Laptime	No	Behind	Laptime	No	Behind	Laptime	No	Behind	Laptime	No	Behind	Laptime
60		1:01.908	60		59.913	60		1:00.806	60		1:00.200	60		1:00.912
63	1 LAP	1:05.840	63	1 LAP	1:05.063	40	1 LAP	1:06.233	40	1 LAP	1:05.501	40	1 LAP	1:04.277
38	1 LAP	1:06.993	38	1 LAP	1:04.884	63	1 LAP	1:04.675	63	1 LAP	1:03.806	63	1 LAP	1:04.382
9	1 LAP	1:06.884	9	1 LAP	1:06.445	38	1 LAP	1:04.130	38	1 LAP	1:05.567	38	1 LAP	1:08.671
20	27.572	1:03.985	20	30.673	1:03.014	9	1 LAP	1:06.388	20	38.680	1:05.382	20	41.826	1:04.058
14	43.646	1:02.710	11	45.004	1:01.178	20	33.498	1:03.631	9	1 LAP	1:07.883	9	1 LAP	1:06.672
11	43.739	1:02.441	14	47.028	1:03.295	11	45.944	1:01.746	11	47.970	1:02.226	11	49.946	1:02.888
40	58.848	1:05.935				14	48.731	1:02.509	14	51.162	1:02.631	14	53.141	1:02.891

Weather / Track : Cloudy / Wet

Brands Hatch Indy
 Circuit Length = 1.2079 miles
 Start: 17:46 End: 18:07

South East Challenge Curfew Race
RACE 10 - LAP CHART

Lap 16			Lap 17			Lap 18			Lap 19		
No	Behind	Laptime	No	Behind	Laptime	No	Behind	Laptime	No	Behind	Laptime
60		1:01.968	60		1:03.895	60		1:04.699	60		1:05.470
40	1 LAP	1:04.900	40	1 LAP	1:04.678	40	1 LAP	1:06.463	40	1 LAP	1:10.654
63	1 LAP	1:03.569	63	1 LAP	1:04.566	20	43.245	1:03.932	20	45.547	1:07.772
20	44.503	1:04.645	20	44.012	1:03.404	11	48.219	1:03.265	11	47.156	1:04.407
11	50.601	1:02.623	11	49.653	1:02.947	14	52.429	1:03.816	14	51.867	1:04.908
9	1 LAP	1:07.662	14	53.312	1:03.064	9	1 LAP	1:07.622	9	1 LAP	1:07.735
14	54.143	1:02.970	9	1 LAP	1:06.716						

Weather / Track : Cloudy / Wet

Brands Hatch Indy
 Circuit Length = 1.2079 miles
 Start: 17:46 End: 18:07