



# **SEMSEC**

**Lydden Race Meeting  
Lydden Hill Circuit**

**15th May 2011**

**Results Provided by Timing Solutions Ltd**  
[www.tsl-timing.com](http://www.tsl-timing.com)

# South East Challenge Race

## QUALIFYING - RACE 1 - CLASSIFICATION

POS	NO	CL	NAME	ENTRY	TIME	ON	LAPS	GAP	DIFF	MPH
1	20	A	<b>Mark BURTON</b>	Jade Trackstar	<b>40.954</b>	3	5			87.90
2	58	B	<b>Charles HARVEY-KELLY</b>	Radical SR4	<b>41.823</b>	6	7	<b>0.869</b>	0.869	86.07
3	11	B	<b>John POWIS</b>	Radical PR6	<b>43.320</b>	12	16	<b>2.366</b>	1.497	83.10
4	41	B	<b>Aaron BAILEY</b>	Radical SR4	<b>43.703</b>	12	13	<b>2.749</b>	0.383	82.37
5	19	C	<b>Bruce WILSON</b>	Caterham CSR Superlight	<b>44.333</b>	13	14	<b>3.379</b>	0.630	81.20
6	31	C	<b>Paul GIBB</b>	Caterham 7 HPC	<b>44.853</b>	12	16	<b>3.899</b>	0.520	80.25

Weather / Track : Bright / Dry

These results are provisional until the conclusion of any judicial and technical matters.

Lydden Hill

Circuit Length = 1.0000 miles

Start: 12:31 End: 12:44

Clerk of Course :

Timekeeper :

# South East Challenge Race


## QUALIFYING - RACE 1 - LAP ANALYSIS

<b>11</b>	<b>John POWIS</b>			<b>B Radical PR6</b>			
1 -	49.957	+ 6.637	12:32:32.828	9 -	48.361	+ 5.041	12:38:44.779
2 -	45.471	+ 2.151	12:33:18.299	10 -	43.677	+ 0.357	12:39:28.456
3 -	45.213	+ 1.893	12:34:03.512	11 -	43.874	+ 0.554	12:40:12.330
4 -	53.679	+ 10.359	12:34:57.191	12 -	<b>43.320</b>		<b>12:40:55.650</b>
5 -	45.168	+ 1.848	12:35:42.359	13 -	43.471	+ 0.151	12:41:39.121
6 -	46.286	+ 2.966	12:36:28.645	14 -	43.587	+ 0.267	12:42:22.708
7 -	44.021	+ 0.701	12:37:12.666	15 -	43.635	+ 0.315	12:43:06.343
8 -	43.752	+ 0.432	12:37:56.418	16 -	43.660	+ 0.340	12:43:50.003
<b>19</b>	<b>Bruce WILSON</b>			<b>C Caterham CSR Superlight</b>			
1 -	55.464	+ 11.131	12:32:46.914	8 -	47.900	+ 3.567	12:38:21.638
2 -	49.859	+ 5.526	12:33:36.773	9 -	45.081	+ 0.748	12:39:06.719
3 -	47.439	+ 3.106	12:34:24.212	10 -	44.711	+ 0.378	12:39:51.430
4 -	51.446	+ 7.113	12:35:15.658	11 -	44.543	+ 0.210	12:40:35.973
5 -	46.535	+ 2.202	12:36:02.193	12 -	44.804	+ 0.471	12:41:20.777
6 -	46.241	+ 1.908	12:36:48.434	13 -	<b>44.333</b>		<b>12:42:05.110</b>
7 -	45.304	+ 0.971	12:37:33.738	14 -	44.355	+ 0.022	12:42:49.465
<b>20</b>	<b>Mark BURTON</b>			<b>A Jade Trackstar</b>			
1 -	56.957	+ 16.003	12:32:45.458	4 -	46.001	+ 5.047	12:34:59.255
2 -	46.842	+ 5.888	12:33:32.300	5 -	41.305	+ 0.351	12:35:40.560
3 -	<b>40.954</b>		<b>12:34:13.254</b>				
<b>31</b>	<b>Paul GIBB</b>			<b>C Caterham 7 HPC</b>			
1 -	55.068	+ 10.215	12:32:36.885	9 -	44.991	+ 0.138	12:38:51.427
2 -	50.138	+ 5.285	12:33:27.023	10 -	44.910	+ 0.057	12:39:36.337
3 -	48.466	+ 3.613	12:34:15.489	11 -	44.949	+ 0.096	12:40:21.286
4 -	46.897	+ 2.044	12:35:02.386	12 -	<b>44.853</b>		<b>12:41:06.139</b>
5 -	45.904	+ 1.051	12:35:48.290	13 -	45.109	+ 0.256	12:41:51.248
6 -	45.809	+ 0.956	12:36:34.099	14 -	45.361	+ 0.508	12:42:36.609
7 -	45.318	+ 0.465	12:37:19.417	15 -	45.117	+ 0.264	12:43:21.726
8 -	47.019	+ 2.166	12:38:06.436	16 -	44.937	+ 0.084	12:44:06.663
<b>41</b>	<b>Aaron BAILEY</b>			<b>B Radical SR4</b>			
1 -	52.903	+ 9.200	12:32:38.012	8 -	43.950	+ 0.247	12:37:59.653
2 -	46.417	+ 2.714	12:33:24.429	9 -	47.564	+ 3.861	12:38:47.217
3 -	45.592	+ 1.889	12:34:10.021	10 -	43.740	+ 0.037	12:39:30.957
4 -	51.100	+ 7.397	12:35:01.121	11 -	45.794	+ 2.091	12:40:16.751
5 -	44.517	+ 0.814	12:35:45.638	12 -	<b>43.703</b>		<b>12:41:00.454</b>
6 -	46.239	+ 2.536	12:36:31.877	13 -	43.977	+ 0.274	12:41:44.431
7 -	43.826	+ 0.123	12:37:15.703				
<b>58</b>	<b>Charles HARVEY-KELLY</b>			<b>B Radical SR4</b>			
1 -	49.012	+ 7.189	12:32:28.117	5 -	42.412	+ 0.589	12:35:56.318
2 -	43.029	+ 1.206	12:33:11.146	6 -	<b>41.823</b>		<b>12:36:38.141</b>
3 -	42.527	+ 0.704	12:33:53.673	7 -	41.835	+ 0.012	12:37:19.976
4 -	1:20.233	+ 38.410	12:35:13.906				

Weather / Track : Bright / Dry

Lydden Hill  
Circuit Length = 1.0000 miles  
Start: 12:31 End: 12:44

**South East Challenge Race**  
**RACE 1 - GRID**

ROW 3	44.333 19   Bruce WILSON	44.853 31   Paul GIBB
ROW 2	43.320 11   John POWIS	43.703 41   Aaron BAILEY
ROW 1	40.954 20   Mark BURTON	41.823 58   Charles HARVEY-KELLY
<b>Pole</b>		
		

Lydden Hill  
 Circuit Length = 1.0000 miles

**These results are provisional until the conclusion of any judicial and technical matters.**

Clerk of Course :		Timekeeper :

# South East Challenge Race

## RACE 1 - CLASSIFICATION

POS	NO	CL	NAME	ENTRY	LAPS	TIME	GAP	DIFF	MPH	BEST	ON
1	20	A	Mark BURTON	Jade Trackstar	15	10:24.517			86.46	40.416	2
2	58	B	Charles HARVEY-KELLY	Radical SR4	15	10:40.401	15.884	15.884	84.31	41.909	7
3	11	B	John POWIS	Radical PR6	15	10:46.072	21.555	5.671	83.57	42.096	6
4	41	B	Aaron BAILEY	Radical SR4	14	10:27.348	1 lap	1 lap	80.33	43.828	12
5	31	C	Paul GIBB	Caterham 7 HPC	14	10:28.095	1 lap	0.747	80.24	44.086	11
6	19	C	Bruce WILSON	Caterham CSR Superlight	14	10:28.477	1 lap	0.382	80.19	44.116	7

FASTEST LAP											
20	A	Mark BURTON	Jade Trackstar		2	40.416		89.07 mph		143.34 kph	
58	B	Charles HARVEY-KELLY	Radical SR4		7	41.909		85.89 mph		138.23 kph	
31	C	Paul GIBB	Caterham 7 HPC		11	44.086		81.65 mph		131.41 kph	

Weather / Track : Bright / Dry  
 These results are provisional until the conclusion of any judicial and technical matters.

Lydden Hill  
 Circuit Length = 1.0000 miles  
 Start: 14:08 End: 14:20

Clerk of Course :		Timekeeper :
-------------------	--	--------------

# South East Challenge Race

## RACE 1 - LAP CHART

Lap 1			Lap 2			Lap 3			Lap 4			Lap 5		
No	Behind	Laptime	No	Behind	Laptime	No	Behind	Laptime	No	Behind	Laptime	No	Behind	Laptime
20		44.886	20		40.416	20		41.111	20		41.008	20		40.756
58	1.464	46.350	58	3.316	42.268	58	4.652	42.447	58	6.377	42.733	58	7.773	42.152
19	4.056	48.942	11	7.133	42.968	11	9.134	43.112	11	10.782	42.656	11	12.527	42.501
31	4.320	49.206	19	8.303	44.663	31	11.732	44.238	31	15.352	44.628	31	19.128	44.532
11	4.581	49.467	31	8.605	44.701	19	12.205	45.013	41	15.930	44.161	41	19.673	44.499
41	5.213	50.099	41	9.094	44.297	41	12.777	44.794	19	16.575	45.378	19	20.546	44.727

Weather / Track : Bright / Dry

Lydden Hill  
 Circuit Length = 1.0000 miles  
 Start: 14:08 End: 14:20

**South East Challenge Race**  
**RACE 1 - LAP CHART**

Lap 6			Lap 7			Lap 8			Lap 9			Lap 10		
No	Behind	Laptime	No	Behind	Laptime	No	Behind	Laptime	No	Behind	Laptime	No	Behind	Laptime
20		40.914	20		40.827	20		41.180	20		41.462	20		41.453
58	9.142	42.283	58	10.224	41.909	58	11.358	42.314	58	12.233	42.337	58	13.239	42.459
11	13.709	42.096	11	15.602	42.720	11	16.686	42.264	11	17.669	42.445	11	18.479	42.263
31	22.745	44.531	31	26.453	44.535	31	29.770	44.497	31	33.037	44.729	31	35.988	44.404
41	23.089	44.330	41	26.776	44.514	41	29.969	44.373	41	33.497	44.990	41	36.256	44.212
19	24.074	44.442	19	27.363	44.116	19	30.426	44.243	19	33.842	44.878	19	36.594	44.205

Weather / Track : Bright / Dry

Lydden Hill  
 Circuit Length = 1.0000 miles  
 Start: 14:08 End: 14:20

**South East Challenge Race**  
**RACE 1 - LAP CHART**

Lap 11			Lap 12			Lap 13			Lap 14			Lap 15		
No	Behind	Laptime	No	Behind	Laptime	No	Behind	Laptime	No	Behind	Laptime	No	Behind	Laptime
20		41.454	20		41.207	20		42.647	20		42.474	20		42.722
58	14.375	42.590	58	15.682	42.514	19	1 LAP	45.001	41	1 LAP	44.857	41	1 LAP	44.318
11	19.450	42.425	11	21.242	42.999	58	15.863	42.828	31	1 LAP	44.576	31	1 LAP	44.361
31	38.620	44.086	41	41.499	43.828	11	21.424	42.829	19	1 LAP	44.116	19	1 LAP	44.452
41	38.878	44.076	31	42.484	45.071				58	15.862	42.473	58	15.884	42.744
19	39.441	44.301							11	21.740	42.790	11	21.555	42.537

Weather / Track : Bright / Dry

Lydden Hill  
 Circuit Length = 1.0000 miles  
 Start: 14:08 End: 14:20

**SEMSEC Saloon & Sports Car Championship / Meridian 14/16 Challenge**  
**QUALIFYING - RACE 2 - CLASSIFICATION**

POS	NO	CL	NAME	ENTRY	TIME	ON	LAPS	GAP	DIFF	MPH
1	26	2	<b>Bill RICHARDS</b>	Rover Mini Clubman	<b>46.132</b>	6	13			78.03
2	96	3	<b>Nigel CRAIG</b>	Ford RS2000	<b>47.193</b>	8	12	<b>1.061</b>	1.061	76.28
3	25	A	<b>Stephen KING</b>	Rover Mini	<b>47.784</b>	4	8	<b>1.652</b>	0.591	75.33
4	5	4	<b>Gareth SMITH</b>	Audi S4	<b>48.353</b>	3	8	<b>2.221</b>	0.569	74.45
5	17	3	<b>Tony SKELTON</b>	Renault Clio	<b>48.399</b>	9	10	<b>2.267</b>	0.046	74.37
6	27	2	<b>Stuart GIBBONS</b>	Ginetta G20	<b>48.512</b>	12	14	<b>2.380</b>	0.113	74.20
7	13	4	<b>Mary GRINHAM</b>	Rover/Maguire Mini	<b>49.628</b>	13	14	<b>3.496</b>	1.116	72.53
8	31	4	<b>Thomas CAREY</b>	Hillman Imp	<b>49.699</b>	13	13	<b>3.567</b>	0.071	72.43
9	34	4	<b>Robert KNOX</b>	Maguire Stiletto	<b>49.759</b>	6	7	<b>3.627</b>	0.060	72.34
10	2	2	<b>Barrie COPE</b>	Ford Fiesta XR2	<b>50.220</b>	8	8	<b>4.088</b>	0.461	71.68
11	7	2	<b>Peter OSBORNE</b>	Renault Clio 16v	<b>50.628</b>	9	13	<b>4.496</b>	0.408	71.10
12	39	B	<b>William HORNSEY</b>	Peugeot 106 Rallye	<b>51.837</b>	10	14	<b>5.705</b>	1.209	69.44
13	4	1	<b>Jonathan NICHOLLS</b>	Ford Fiesta	<b>53.387</b>	9	13	<b>7.255</b>	1.550	67.43
14	45	B	<b>John HILL</b>	Peugeot 205 GTi	<b>53.713</b>	7	9	<b>7.581</b>	0.326	67.02
15	48	3	<b>Christopher GOULD</b>	Mitsubishi Lancer Evo4	<b>54.512</b>	9	9	<b>8.380</b>	0.799	66.03

**Weather / Track : Bright / Dry**  
**These results are provisional until the conclusion of any judicial and technical matters.**

Lydden Hill  
 Circuit Length = 1.0000 miles  
 Start: 13:02 End: 13:15

Clerk of Course :		Timekeeper :
-------------------	--	--------------

## SEMSEC Saloon & Sports Car Championship / Meridian 14/16 Challenge

### QUALIFYING - RACE 2 - LAP ANALYSIS

<b>2</b>	<b>Barrie COPE</b>		2 Ford Fiesta XR2				
1 -	1:00.650	+ 10.430	13:03:41.627	5 -	54.308	+ 4.088	13:07:19.291
2 -	54.440	+ 4.220	13:04:36.067	6 -	51.935	+ 1.715	13:08:11.226
3 -	54.025	+ 3.805	13:05:30.092	7 -	50.706	+ 0.486	13:09:01.932
4 -	54.891	+ 4.671	13:06:24.983	8 -	<b>50.220</b>		<b>13:09:52.152</b>
<b>4</b>	<b>Jonathan NICHOLLS</b>		1 Ford Fiesta				
1 -	1:03.746	+ 10.359	13:03:22.019	8 -	57.933	+ 4.546	13:09:46.397
2 -	55.840	+ 2.453	13:04:17.859	9 -	<b>53.387</b>		<b>13:10:39.784</b>
3 -	54.229	+ 0.842	13:05:12.088	10 -	54.197	+ 0.810	13:11:33.981
4 -	54.512	+ 1.125	13:06:06.600	11 -	59.759	+ 6.372	13:12:33.740
5 -	53.891	+ 0.504	13:07:00.491	12 -	55.471	+ 2.084	13:13:29.211
6 -	54.026	+ 0.639	13:07:54.517	13 -	53.776	+ 0.389	13:14:22.987
7 -	53.947	+ 0.560	13:08:48.464				
<b>5</b>	<b>Gareth SMITH</b>		4 Audi S4				
1 -	55.927	+ 7.574	13:03:09.972	5 -	48.412	+ 0.059	13:06:24.859
2 -	49.484	+ 1.131	13:03:59.456	6 -	49.133	+ 0.780	13:07:13.992
3 -	<b>48.353</b>		<b>13:04:47.809</b>	7 -	49.431	+ 1.078	13:08:03.423
4 -	48.638	+ 0.285	13:05:36.447	8 -	50.359	+ 2.006	13:08:53.782
<b>7</b>	<b>Peter OSBORNE</b>		2 Renault Clio 16v				
1 -	1:04.517	+ 13.889	13:03:25.791	8 -	51.845	+ 1.217	13:09:44.465
2 -	57.223	+ 6.595	13:04:23.014	9 -	<b>50.628</b>		<b>13:10:35.093</b>
3 -	56.739	+ 6.111	13:05:19.753	10 -	54.340	+ 3.712	13:11:29.433
4 -	55.404	+ 4.776	13:06:15.157	11 -	1:02.498	+ 11.870	13:12:31.931
5 -	54.627	+ 3.999	13:07:09.784	12 -	1:17.660	+ 27.032	13:13:49.591
6 -	52.172	+ 1.544	13:08:01.956	13 -	1:04.380	+ 13.752	13:14:53.971
7 -	50.664	+ 0.036	13:08:52.620				
<b>13</b>	<b>Mary GRINHAM</b>		4 Rover/Maguire Mini				
1 -	1:02.291	+ 12.663	13:03:38.695	8 -	50.986	+ 1.358	13:09:43.153
2 -	54.345	+ 4.717	13:04:33.040	9 -	49.952	+ 0.324	13:10:33.105
3 -	51.826	+ 2.198	13:05:24.866	10 -	50.446	+ 0.818	13:11:23.551
4 -	51.391	+ 1.763	13:06:16.257	11 -	51.151	+ 1.523	13:12:14.702
5 -	52.967	+ 3.339	13:07:09.224	12 -	51.533	+ 1.905	13:13:06.235
6 -	50.368	+ 0.740	13:07:59.592	13 -	<b>49.628</b>		<b>13:13:55.863</b>
7 -	52.575	+ 2.947	13:08:52.167	14 -	49.747	+ 0.119	13:14:45.610
<b>17</b>	<b>Tony SKELTON</b>		3 Renault Clio				
1 -	1:01.105	+ 12.706	13:03:40.951	6 -	50.489	+ 2.090	13:08:01.508
2 -	54.354	+ 5.955	13:04:35.305	7 -	49.505	+ 1.106	13:08:51.013
3 -	53.340	+ 4.941	13:05:28.645	8 -	48.660	+ 0.261	13:09:39.673
4 -	52.781	+ 4.382	13:06:21.426	9 -	<b>48.399</b>		<b>13:10:28.072</b>
5 -	49.593	+ 1.194	13:07:11.019	10 -	48.903	+ 0.504	13:11:16.975
<b>25</b>	<b>Stephen KING</b>		A Rover Mini				
1 -	1:02.725	+ 14.941	13:03:29.678	5 -	48.351	+ 0.567	13:06:49.114
2 -	54.170	+ 6.386	13:04:23.848	6 -	48.081	+ 0.297	13:07:37.195
3 -	49.131	+ 1.347	13:05:12.979	7 -	51.409	+ 3.625	13:08:28.604
4 -	<b>47.784</b>		<b>13:06:00.763</b>	8 -	56.861	+ 9.077	13:09:25.465
<b>26</b>	<b>Bill RICHARDS</b>		2 Rover Mini Clubman				
1 -	1:02.357	+ 16.225	13:03:35.890	8 -	46.160	+ 0.028	13:09:10.140
2 -	52.813	+ 6.681	13:04:28.703	9 -	46.372	+ 0.240	13:09:56.512
3 -	49.189	+ 3.057	13:05:17.892	10 -	47.159	+ 1.027	13:10:43.671
4 -	47.015	+ 0.883	13:06:04.907	11 -	46.833	+ 0.701	13:11:30.504
5 -	46.616	+ 0.484	13:06:51.523	12 -	46.514	+ 0.382	13:12:17.018
6 -	<b>46.132</b>		<b>13:07:37.655</b>	13 -	47.240	+ 1.108	13:13:04.258
7 -	46.325	+ 0.193	13:08:23.980				

Weather / Track : Bright / Dry

Lydden Hill  
Circuit Length = 1.0000 miles  
Start: 13:02 End: 13:15

# SEMSEC Saloon & Sports Car Championship / Meridian 14/16 Challenge

## QUALIFYING - RACE 2 - LAP ANALYSIS


<b>27</b>	<b>Stuart GIBBONS</b>			2 Ginetta G20			
1 -	1:06.662	+ 18.150	13:03:42.436	8 -	50.870	+ 2.358	13:09:45.159
2 -	53.914	+ 5.402	13:04:36.350	9 -	50.542	+ 2.030	13:10:35.701
3 -	52.864	+ 4.352	13:05:29.214	10 -	50.493	+ 1.981	13:11:26.194
4 -	52.859	+ 4.347	13:06:22.073	11 -	49.396	+ 0.884	13:12:15.590
5 -	51.211	+ 2.699	13:07:13.284	12 -	<b>48.512</b>		<b>13:13:04.102</b>
6 -	49.454	+ 0.942	13:08:02.738	13 -	48.837	+ 0.325	13:13:52.939
7 -	51.551	+ 3.039	13:08:54.289	14 -	49.202	+ 0.690	13:14:42.141
<b>31</b>	<b>Thomas CAREY</b>			4 Hillman Imp			
1 -	1:01.404	+ 11.705	13:03:26.458	8 -	51.805	+ 2.106	13:09:44.634
2 -	57.245	+ 7.546	13:04:23.703	9 -	50.696	+ 0.997	13:10:35.330
3 -	56.579	+ 6.880	13:05:20.282	10 -	49.771	+ 0.072	13:11:25.101
4 -	56.396	+ 6.697	13:06:16.678	11 -	50.825	+ 1.126	13:12:15.926
5 -	53.433	+ 3.734	13:07:10.111	12 -	50.504	+ 0.805	13:13:06.430
6 -	52.034	+ 2.335	13:08:02.145	13 -	<b>49.699</b>		<b>13:13:56.129</b>
7 -	50.684	+ 0.985	13:08:52.829				
<b>34</b>	<b>Robert KNOX</b>			4 Maguire Stiletto			
1 -	1:05.975	+ 16.216	13:03:40.646	5 -	51.041	+ 1.282	13:07:13.515
2 -	56.971	+ 7.212	13:04:37.617	6 -	<b>49.759</b>		<b>13:08:03.274</b>
3 -	52.904	+ 3.145	13:05:30.521	7 -	50.002	+ 0.243	13:08:53.276
4 -	51.953	+ 2.194	13:06:22.474				
<b>39</b>	<b>William HORNSEY</b>			B Peugeot 106 Rallye			
1 -	57.758	+ 5.921	13:03:22.146	8 -	52.233	+ 0.396	13:09:29.436
2 -	52.590	+ 0.753	13:04:14.736	9 -	52.158	+ 0.321	13:10:21.594
3 -	52.694	+ 0.857	13:05:07.430	10 -	<b>51.837</b>		<b>13:11:13.431</b>
4 -	52.456	+ 0.619	13:05:59.886	11 -	52.360	+ 0.523	13:12:05.791
5 -	52.817	+ 0.980	13:06:52.703	12 -	51.994	+ 0.157	13:12:57.785
6 -	52.089	+ 0.252	13:07:44.792	13 -	52.436	+ 0.599	13:13:50.221
7 -	52.411	+ 0.574	13:08:37.203	14 -	52.942	+ 1.105	13:14:43.163
<b>45</b>	<b>John HILL</b>			B Peugeot 205 GTi			
1 -	1:04.166	+ 10.453	13:03:47.534	6 -	54.742	+ 1.029	13:08:25.092
2 -	57.503	+ 3.790	13:04:45.037	7 -	<b>53.713</b>		<b>13:09:18.805</b>
3 -	55.545	+ 1.832	13:05:40.582	8 -	54.744	+ 1.031	13:10:13.549
4 -	55.493	+ 1.780	13:06:36.075	9 -	54.436	+ 0.723	13:11:07.985
5 -	54.275	+ 0.562	13:07:30.350				
<b>48</b>	<b>Christopher GOULD</b>			3 Mitsubishi Lancer Evo4			
1 -	1:05.068	+ 10.556	13:03:24.041	6 -	55.239	+ 0.727	13:08:10.781
2 -	58.330	+ 3.818	13:04:22.371	7 -	56.386	+ 1.874	13:09:07.167
3 -	56.776	+ 2.264	13:05:19.147	8 -	55.930	+ 1.418	13:10:03.097
4 -	55.511	+ 0.999	13:06:14.658	9 -	<b>54.512</b>		<b>13:10:57.609</b>
5 -	1:00.884	+ 6.372	13:07:15.542				
<b>96</b>	<b>Nigel CRAIG</b>			3 Ford RS2000			
1 -	1:00.126	+ 12.933	13:03:17.488	7 -	47.278	+ 0.085	13:08:22.650
2 -	50.977	+ 3.784	13:04:08.465	8 -	<b>47.193</b>		<b>13:09:09.843</b>
3 -	47.398	+ 0.205	13:04:55.863	9 -	50.809	+ 3.616	13:10:00.652
4 -	47.524	+ 0.331	13:05:43.387	10 -	47.948	+ 0.755	13:10:48.600
5 -	59.297	+ 12.104	13:06:42.684	11 -	2:35.590	+ 1:48.397	13:13:24.190
6 -	52.688	+ 5.495	13:07:35.372	12 -	52.994	+ 5.801	13:14:17.184

Weather / Track : Bright / Dry

Lydden Hill  
Circuit Length = 1.0000 miles  
Start: 13:02 End: 13:15

# SEMSEC Saloon & Sports Car Championship / Meridian 14/16 Challenge

## RACE 2 - GRID

ROW 8	54.512 48 Christopher GOULD	
ROW 7	53.387 4 Jonathan NICHOLLS	53.713 45 John HILL
ROW 6	50.628 7 Peter OSBORNE	51.837 39 William HORNSEY
ROW 5	49.759 34 Robert KNOX	50.220 2 Barrie COPE
ROW 4	49.628 13 Mary GRINHAM	49.699 31 Thomas CAREY
ROW 3	48.399 17 Tony SKELTON	48.512 27 Stuart GIBBONS
ROW 2	47.784 25 Stephen KING	48.353 5 Gareth SMITH
ROW 1	46.132 26 Bill RICHARDS	47.193 96 Nigel CRAIG
<b>Pole</b>		
		

Lydden Hill  
Circuit Length = 1.0000 miles

**These results are provisional until the conclusion of any judicial and technical matters.**

Clerk of Course :		Timekeeper :
-------------------	--	--------------

# SEMSEC Saloon & Sports Car Championship / Meridian 14/16 Challenge

## RACE 2 - CLASSIFICATION

POS	NO	CL	NAME	ENTRY	LAPS	TIME	GAP	DIFF	MPH	BEST	ON
1	26	2	Bill RICHARDS	Rover Mini Clubman	15	12:07.733			74.20	46.841	14
2	17	3	Tony SKELTON	Renault Clio	15	12:08.591	0.858	0.858	74.11	47.363	5
3	96	3	Nigel CRAIG	Ford RS2000	15	12:16.949	9.216	8.358	73.27	47.911	3
4	5	4	Gareth SMITH	Audi S4	15	12:19.172	11.439	2.223	73.05	47.990	4
5	27	2	Stuart GIBBONS	Ginetta G20	15	12:26.521	18.788	7.349	72.33	48.194	8
6	13	4	Mary GRINHAM	Rover/Maguire Mini	15	12:28.463	20.730	1.942	72.14	48.354	13
7	7	2	Peter OSBORNE	Renault Clio 16v	15	12:43.615	35.882	15.152	70.71	49.903	11
8	2	2	Barrie COPE	Ford Fiesta XR2	15	12:55.759	48.026	12.144	69.60	49.835	8
9	48	3	Christopher GOULD	Mitsubishi Lancer Evo4	14	12:51.009	1 lap	1 lap	65.36	52.773	14
10	45	B	John HILL	Peugeot 205 GTi	13	12:08.738	2 laps	1 lap	64.21	54.152	8
11	4	1	Jonathan NICHOLLS	Ford Fiesta	13	12:12.386	2 laps	3.648	63.89	54.105	12

NOT CLASSIFIED

DNF 34 4 Robert KNOX Maguire Stiletto 0

FASTEST LAP

26	2	Bill RICHARDS	Rover Mini Clubman	14	46.841	76.85 mph	123.68 kph
17	3	Tony SKELTON	Renault Clio	5	47.363	76.00 mph	122.32 kph
5	4	Gareth SMITH	Audi S4	4	47.990	75.01 mph	120.72 kph
4	1	Jonathan NICHOLLS	Ford Fiesta	12	54.105	66.53 mph	107.07 kph
45	B	John HILL	Peugeot 205 GTi	8	54.152	66.47 mph	106.98 kph

Weather / Track : Bright / Dry

These results are provisional until the conclusion of any judicial and technical matters.

Lydden Hill

Circuit Length = 1.0000 miles

Start: 14:30 End: 14:43

Clerk of Course :

Timekeeper :

# SEMSEC Saloon & Sports Car Championship / Meridian 14/16 Challenge

## RACE 2 - LAP CHART

Lap 1			Lap 2			Lap 3			Lap 4			Lap 5		
No	Behind	Laptime	No	Behind	Laptime	No	Behind	Laptime	No	Behind	Laptime	No	Behind	Laptime
5		51.979	5		48.580	5		48.096	5		47.990	5		48.202
96	0.444	52.423	96	0.470	48.606	96	0.285	47.911	96	0.306	48.011	96	0.379	48.275
26	1.897	53.876	26	0.626	47.309	26	0.547	48.017	26	0.691	48.134	26	0.451	47.962
17	3.658	55.637	17	2.936	47.858	17	2.824	47.984	17	2.741	47.907	17	1.902	47.363
13	4.320	56.299	13	5.670	49.930	13	7.482	49.908	13	9.526	50.034	13	12.054	50.730
7	6.765	58.744	7	8.891	50.706	7	10.912	50.117	27	13.047	49.534	27	13.766	48.921
27	7.995	59.974	27	9.907	50.492	27	11.503	49.692	7	13.655	50.733	7	15.791	50.338
2	8.807	1:00.786	2	11.219	50.992	2	13.630	50.507	2	15.822	50.182	2	17.585	49.965
4	10.133	1:02.112	48	20.137	56.320	48	26.954	54.913	48	33.475	54.511	48	40.216	54.943
48	12.397	1:04.376	45	21.414	55.705	45	29.095	55.777	45	35.889	54.784	45	41.999	54.312
45	14.289	1:06.268	4	26.039	1:04.486	4	33.930	55.987	4	40.692	54.752	4	47.249	54.759

Weather / Track : Bright / Dry

Lydden Hill  
 Circuit Length = 1.0000 miles  
 Start: 14:30 End: 14:43

# SEMSEC Saloon & Sports Car Championship / Meridian 14/16 Challenge

## RACE 2 - LAP CHART

Lap 6			Lap 7			Lap 8			Lap 9			Lap 10		
No	Behind	Laptime	No	Behind	Laptime	No	Behind	Laptime	No	Behind	Laptime	No	Behind	Laptime
5		48.111	5		48.700	5		48.849	5		48.872	26		48.665
26	0.216	47.876	26	0.127	48.611	26	0.035	48.757	26	0.165	49.002	17	1.616	49.276
96	0.739	48.471	96	0.585	48.546	96	0.263	48.527	96	0.605	49.214	96	2.229	50.454
17	1.316	47.525	17	1.324	48.708	17	1.119	48.644	17	1.170	48.923	5	2.549	51.379
13	14.545	50.602	4	1 LAP	57.209	48	1 LAP	55.872	48	1 LAP	53.011	48	1 LAP	53.717
27	14.916	49.261	13	15.340	49.495	45	1 LAP	55.351	45	1 LAP	54.152	27	14.106	48.516
7	18.172	50.492	27	15.661	49.445	4	1 LAP	54.398	27	14.420	48.286	13	15.419	48.622
2	19.841	50.367	7	19.656	50.184	27	15.006	48.194	13	15.627	48.634	45	1 LAP	55.228
48	45.882	53.777	2	21.120	49.979	13	15.865	49.374	4	1 LAP	55.125	7	24.158	50.380
45	48.447	54.559				7	21.175	50.368	7	22.608	50.305	4	1 LAP	56.349
						2	22.106	49.835	2	24.023	50.789	2	27.231	52.038

Weather / Track : Bright / Dry

Lydden Hill  
Circuit Length = 1.0000 miles  
Start: 14:30 End: 14:43

# SEMSEC Saloon & Sports Car Championship / Meridian 14/16 Challenge


## RACE 2 - LAP CHART

Lap 11			Lap 12			Lap 13			Lap 14			Lap 15		
No	Behind	Laptime	No	Behind	Laptime	No	Behind	Laptime	No	Behind	Laptime	No	Behind	Laptime
26		48.141	26		47.929	26		47.887	26		46.841	26		48.726
17	1.743	48.268	17	1.211	47.397	17	0.900	47.576	17	1.874	47.815	17	0.858	47.710
96	2.171	48.083	96	2.355	48.113	96	2.384	47.916	96	3.624	48.081	45	2 LAPS	55.325
5	3.416	49.008	5	4.663	49.176	5	6.418	49.642	5	9.319	49.742	4	2 LAPS	54.188
27	16.476	50.511	27	17.159	48.612	27	17.541	48.269	27	18.951	48.251	96	9.216	54.318
13	17.557	50.279	13	18.312	48.684	13	18.779	48.354	13	20.484	48.546	5	11.439	50.846
48	1 LAP	55.098	48	1 LAP	53.759	7	30.605	50.385	7	33.831	50.067	27	18.788	48.563
45	1 LAP	54.333	7	28.107	50.116	48	1 LAP	54.535	48	1 LAP	53.404	13	20.730	48.972
7	25.920	49.903	45	1 LAP	55.583	2	37.058	52.420	2	43.235	53.018	7	35.882	50.777
2	29.610	50.520	2	32.525	50.844	45	1 LAP	57.361				48	1 LAP	52.773
4	1 LAP	54.636	4	1 LAP	54.280	4	1 LAP	54.105				2	48.026	53.517

Weather / Track : Bright / Dry

Lydden Hill  
 Circuit Length = 1.0000 miles  
 Start: 14:30 End: 14:43

**SEMSEC Saloon & Sports Car Championship / Meridian 14/16 Challenge**  
**RACE 6 - GRID**

ROW 6	34	Robert KNOX	
ROW 5	48	Christopher GOULD	4 Jonathan NICHOLLS
ROW 4	7	Peter OSBORNE	2 Barrie COPE
ROW 3	27	Stuart GIBBONS	13 Mary GRINHAM
ROW 2	96	Nigel CRAIG	5 Gareth SMITH
ROW 1	26	Bill RICHARDS	17 Tony SKELTON
<b>Pole</b>			
			

Lydden Hill  
Circuit Length = 1.0000 miles

**These results are provisional until the conclusion of any judicial and technical matters.**

Clerk of Course :		Timekeeper :
-------------------	--	--------------

# SEMSEC Saloon & Sports Car Championship / Meridian 14/16 Challenge

## RACE 6 - CLASSIFICATION

POS	NO	CL	NAME	ENTRY	LAPS	TIME	GAP	DIFF	MPH	BEST	ON
1	26	2	<b>Bill RICHARDS</b>	Rover Mini Clubman	15	12:18.093			73.15	47.585	6
2	5	4	<b>Gareth SMITH</b>	Audi S4	15	12:19.349	<b>1.256</b>	1.256	73.03	48.215	9
3	96	3	<b>Nigel CRAIG</b>	Ford RS2000	15	12:19.606	<b>1.513</b>	0.257	73.00	48.188	9
4	17	3	<b>Tony SKELTON</b>	Renault Clio	15	12:20.629	<b>2.536</b>	1.023	72.90	47.458	7
5	13	4	<b>Mary GRINHAM</b>	Rover/Maguire Mini	15	12:21.249	<b>3.156</b>	0.620	72.84	48.301	9
6	27	2	<b>Stuart GIBBONS</b>	Ginetta G20	15	12:27.924	<b>9.831</b>	6.675	72.19	48.338	14
7	2	2	<b>Barrie COPE</b>	Ford Fiesta XR2	15	12:44.782	<b>26.689</b>	16.858	70.60	49.939	4
8	7	2	<b>Peter OSBORNE</b>	Renault Clio 16v	15	12:45.460	<b>27.367</b>	0.678	70.54	49.663	4
9	4	1	<b>Jonathan NICHOLLS</b>	Ford Fiesta	14	12:42.202	<b>1 lap</b>	1 lap	66.12	53.252	8
10	48	3	<b>Christopher GOULD</b>	Mitsubishi Lancer Evo4	14	12:42.599	<b>1 lap</b>	0.397	66.08	53.272	8

### FASTEST LAP

17	3	<b>Tony SKELTON</b>	Renault Clio	7	47.458	75.85 mph	122.07 kph
26	2	<b>Bill RICHARDS</b>	Rover Mini Clubman	6	47.585	75.65 mph	121.75 kph
5	4	<b>Gareth SMITH</b>	Audi S4	9	48.215	74.66 mph	120.15 kph
4	1	<b>Jonathan NICHOLLS</b>	Ford Fiesta	8	53.252	67.60 mph	108.79 kph

Weather / Track : Bright / Dry  
 These results are provisional until the conclusion of any judicial and technical matters.

Lydden Hill  
 Circuit Length = 1.0000 miles  
 Start: 15:52 End: 16:04

Clerk of Course :	Timekeeper :
-------------------	--------------

# SEMSEC Saloon & Sports Car Championship / Meridian 14/16 Challenge

## RACE 6 - LAP CHART

Lap 1			Lap 2			Lap 3			Lap 4			Lap 5		
No	Behind	Laptime	No	Behind	Laptime	No	Behind	Laptime	No	Behind	Laptime	No	Behind	Laptime
5		53.814	5		48.678	5		49.365	5		48.899	26		48.193
96	0.392	54.206	26	0.216	48.352	26	0.564	49.713	26	0.327	48.662	5	0.725	49.245
26	0.542	54.356	96	0.450	48.736	17	0.946	48.862	17	0.558	48.511	17	1.546	49.508
13	1.202	55.016	13	1.104	48.580	96	1.263	50.178	96	0.808	48.444	96	1.886	49.598
17	1.577	55.391	17	1.449	48.550	13	1.694	49.955	13	2.201	49.406	13	2.668	48.987
7	2.651	56.465	2	5.873	50.604	2	7.043	50.535	2	8.083	49.939	27	9.561	49.488
2	3.947	57.761	27	6.379	49.680	27	7.424	50.410	27	8.593	50.068	2	10.432	50.869
27	5.377	59.191	7	12.455	58.482	7	13.309	50.219	7	14.073	49.663	7	15.471	49.918
4	8.190	1:02.004	4	13.866	54.354	4	17.889	53.388	4	22.687	53.697	4	27.598	53.431
48	9.007	1:02.821	48	14.472	54.143	48	18.575	53.468	48	23.355	53.679	48	28.121	53.286

Weather / Track : Bright / Dry

Lydden Hill  
 Circuit Length = 1.0000 miles  
 Start: 15:52 End: 16:04

# SEMSEC Saloon & Sports Car Championship / Meridian 14/16 Challenge

## RACE 6 - LAP CHART

Lap 6			Lap 7			Lap 8			Lap 9			Lap 10		
No	Behind	Laptime	No	Behind	Laptime	No	Behind	Laptime	No	Behind	Laptime	No	Behind	Laptime
26		47.585	26		49.020	26		48.772	26		48.213	26		48.607
5	2.261	49.121	5	2.220	48.979	5	2.023	48.575	5	2.025	48.215	4	1 LAP	54.321
96	2.533	48.232	96	2.584	49.071	96	2.322	48.510	96	2.297	48.188	48	1 LAP	54.278
13	3.500	48.417	13	3.290	48.810	13	2.975	48.457	13	3.063	48.301	5	2.285	48.867
17	5.700	51.739	17	4.138	47.458	17	3.380	48.014	17	3.321	48.154	96	2.544	48.854
27	11.140	49.164	27	11.190	49.070	27	11.185	48.767	27	12.102	49.130	13	3.339	48.883
2	12.988	50.141	2	14.309	50.341	2	16.048	50.511	2	18.537	50.702	17	3.594	48.880
7	17.687	49.801	7	18.724	50.057	7	19.990	50.038	7	21.520	49.743	27	11.957	48.462
4	34.250	54.237	4	38.703	53.473	4	43.183	53.252				2	20.796	50.866
48	34.705	54.169	48	39.179	53.494	48	43.679	53.272				7	22.810	49.897

Weather / Track : Bright / Dry

Lydden Hill  
 Circuit Length = 1.0000 miles  
 Start: 15:52 End: 16:04

# SEMSEC Saloon & Sports Car Championship / Meridian 14/16 Challenge

## RACE 6 - LAP CHART

Lap 11			Lap 12			Lap 13			Lap 14			Lap 15		
No	Behind	Laptime	No	Behind	Laptime	No	Behind	Laptime	No	Behind	Laptime	No	Behind	Laptime
26		48.793	26		48.966	26		49.735	26		49.494	26		49.632
5	2.603	49.111	5	2.901	49.264	5	2.160	48.994	5	1.781	49.115	5	1.256	49.107
96	2.901	49.150	96	3.276	49.341	96	2.493	48.952	96	2.050	49.051	96	1.513	49.095
13	3.563	49.017	13	3.697	49.100	17	2.714	48.543	17	2.318	49.098	17	2.536	49.850
17	4.305	49.504	17	3.906	48.567	13	3.946	49.984	13	3.179	48.727	13	3.156	49.609
4	1 LAP	55.123	4	1 LAP	53.934	27	11.702	49.181	27	10.546	48.338	27	9.831	48.917
48	1 LAP	55.116	27	12.256	49.583	4	1 LAP	53.691	4	1 LAP	53.383	4	1 LAP	53.914
27	11.639	48.475	48	1 LAP	54.149	48	1 LAP	53.505	48	1 LAP	53.338	48	1 LAP	53.881
2	22.562	50.559	2	24.215	50.619	2	25.142	50.662	2	25.862	50.214	2	26.689	50.459
7	24.152	50.135	7	25.228	50.042	7	25.486	49.993	7	26.769	50.777	7	27.367	50.230

Weather / Track : Bright / Dry

Lydden Hill  
 Circuit Length = 1.0000 miles  
 Start: 15:52 End: 16:04

# SEMSEC Sports Racing & Kit Car Challenge

## QUALIFYING - RACE 3 - CLASSIFICATION

POS	NO	CL	NAME	ENTRY	TIME	ON	LAPS	GAP	DIFF	MPH
1	20	8	Mark BURTON	Jade Trackstar	40.334	4	4			89.25
2	58	7	Charles HARVEY-KELLY	Radical SR4	41.784	5	7	1.450	1.450	86.15
3	66	8	David WATSON	Radical PR6	42.306	7	10	1.972	0.522	85.09
4	40	7	Jonathan GIBBS	Caterham C400	44.073	6	12	3.739	1.767	81.68
5	19	6	Bruce WILSON	Caterham CSR Superlight	44.236	5	7	3.902	0.163	81.37
6	31	6	Paul GIBB	Caterham 7 HPC	44.316	6	9	3.982	0.080	81.23
7	41	7	Lee BAILEY	Radical SR4	44.719	9	10	4.385	0.403	80.50

Weather / Track : Bright / Dry  
 These results are provisional until the conclusion of any judicial and technical matters.

Lydden Hill  
 Circuit Length = 1.0000 miles  
 Start: 13:16 End: 13:27

Clerk of Course :		Timekeeper :
-------------------	--	--------------

# SEMSEC Sports Racing & Kit Car Challenge

## QUALIFYING - RACE 3 - LAP ANALYSIS


<b>19</b>	<b>Bruce WILSON</b>						6	Caterham CSR Superlight
1 -	52.282	+ 8.046	13:17:46.153	5 -	<b>44.236</b>		<b>13:20:51.699</b>	
2 -	50.567	+ 6.331	13:18:36.720	6 -	44.736	+ 0.500	13:21:36.435	
3 -	45.938	+ 1.702	13:19:22.658	7 -	44.503	+ 0.267	13:22:20.938	
4 -	44.805	+ 0.569	13:20:07.463					
<b>20</b>	<b>Mark BURTON</b>						8	Jade Trackstar
1 -	49.037	+ 8.703	13:17:27.950	3 -	40.552	+ 0.218	13:18:49.254	
2 -	40.752	+ 0.418	13:18:08.702	4 -	<b>40.334</b>		<b>13:19:29.588</b>	
<b>31</b>	<b>Paul GIBB</b>						6	Caterham 7 HPC
1 -	49.313	+ 4.997	13:17:39.421	6 -	<b>44.316</b>		<b>13:21:23.282</b>	
2 -	45.769	+ 1.453	13:18:25.190	7 -	44.750	+ 0.434	13:22:08.032	
3 -	44.798	+ 0.482	13:19:09.988	8 -	44.422	+ 0.106	13:22:52.454	
4 -	44.535	+ 0.219	13:19:54.523	9 -	44.503	+ 0.187	13:23:36.957	
5 -	44.443	+ 0.127	13:20:38.966					
<b>40</b>	<b>Jonathan GIBBS</b>						7	Caterham C400
1 -	53.743	+ 9.670	13:17:38.611	7 -	44.339	+ 0.266	13:22:10.038	
2 -	48.319	+ 4.246	13:18:26.930	8 -	44.819	+ 0.746	13:22:54.857	
3 -	45.477	+ 1.404	13:19:12.407	9 -	44.563	+ 0.490	13:23:39.420	
4 -	44.872	+ 0.799	13:19:57.279	10 -	55.514	+ 11.441	13:24:34.934	
5 -	44.347	+ 0.274	13:20:41.626	11 -	44.354	+ 0.281	13:25:19.288	
6 -	<b>44.073</b>		<b>13:21:25.699</b>	12 -	44.220	+ 0.147	13:26:03.508	
<b>41</b>	<b>Lee BAILEY</b>						7	Radical SR4
1 -	52.712	+ 7.993	13:17:33.636	6 -	45.430	+ 0.711	13:21:22.251	
2 -	46.801	+ 2.082	13:18:20.437	7 -	46.625	+ 1.906	13:22:08.876	
3 -	45.649	+ 0.930	13:19:06.086	8 -	45.049	+ 0.330	13:22:53.925	
4 -	45.669	+ 0.950	13:19:51.755	9 -	<b>44.719</b>		<b>13:23:38.644</b>	
5 -	45.066	+ 0.347	13:20:36.821	10 -	46.830	+ 2.111	13:24:25.474	
<b>58</b>	<b>Charles HARVEY-KELLY</b>						7	Radical SR4
1 -	48.975	+ 7.191	13:17:25.716	5 -	<b>41.784</b>		<b>13:20:21.930</b>	
2 -	48.721	+ 6.937	13:18:14.437	6 -	42.297	+ 0.513	13:21:04.227	
3 -	43.301	+ 1.517	13:18:57.738	7 -	41.788	+ 0.004	13:21:46.015	
4 -	42.408	+ 0.624	13:19:40.146					
<b>66</b>	<b>David WATSON</b>						8	Radical PR6
1 -	49.335	+ 7.029	13:17:28.706	6 -	42.648	+ 0.342	13:21:06.961	
2 -	44.780	+ 2.474	13:18:13.486	7 -	<b>42.306</b>		<b>13:21:49.267</b>	
3 -	43.907	+ 1.601	13:18:57.393	8 -	42.579	+ 0.273	13:22:31.846	
4 -	43.478	+ 1.172	13:19:40.871	9 -	42.832	+ 0.526	13:23:14.678	
5 -	43.442	+ 1.136	13:20:24.313	10 -	42.725	+ 0.419	13:23:57.403	

Weather / Track : Bright / Dry

Lydden Hill  
Circuit Length = 1.0000 miles  
Start: 13:16 End: 13:27

# SEMSEC Sports Racing & Kit Car Challenge

## RACE 3 - GRID

ROW 4	44.719 41 Lee BAILEY	
ROW 3	44.236 19 Bruce WILSON	44.316 31 Paul GIBB
ROW 2	42.306 66 David WATSON	44.073 40 Jonathan GIBBS
ROW 1	40.334 20 Mark BURTON	41.784 58 Charles HARVEY-KELLY
<b>Pole</b>		
		

Lydden Hill  
Circuit Length = 1.0000 miles

**These results are provisional until the conclusion of any judicial and technical matters.**

Clerk of Course :		Timekeeper :
-------------------	--	--------------

# SEMSEC Sports Racing & Kit Car Challenge

## RACE 3 - CLASSIFICATION

POS	NO	CL	NAME	ENTRY	LAPS	TIME	GAP	DIFF	MPH	BEST	ON
1	20	8	Mark BURTON	Jade Trackstar	15	10:27.156			86.10	40.911	3
2	66	8	David WATSON	Radical PR6	15	10:49.475	22.319	22.319	83.14	41.873	4
3	31	6	Paul GIBB	Caterham 7 HPC	14	10:28.543	1 lap	1 lap	80.18	44.004	4
4	19	6	Bruce WILSON	Caterham CSR Superlight	14	10:29.237	1 lap	0.694	80.09	43.966	3
5	40	7	Jonathan GIBBS	Caterham C400	14	10:29.721	1 lap	0.484	80.03	43.787	7
6	58	7	Charles HARVEY-KELLY	Radical SR4	14	10:35.793	1 lap	6.072	79.26	41.924	3
7	41	7	Lee BAILEY	Radical SR4	14	10:44.067	1 lap	8.274	78.25	45.031	6

### FASTEST LAP

20	8	Mark BURTON	Jade Trackstar	3	40.911	87.99 mph	141.61 kph
58	7	Charles HARVEY-KELLY	Radical SR4	3	41.924	85.86 mph	138.18 kph
19	6	Bruce WILSON	Caterham CSR Superlight	3	43.966	81.87 mph	131.77 kph

Weather / Track : Bright / Dry  
 These results are provisional until the conclusion of any judicial and technical matters.

Lydden Hill  
 Circuit Length = 1.0000 miles  
 Start: 14:51 End: 15:02

Clerk of Course :		Timekeeper :
-------------------	--	--------------

**SEMSEC Sports Racing & Kit Car Challenge**  
**RACE 3 - LAP CHART**

Lap 1			Lap 2			Lap 3			Lap 4			Lap 5		
No	Behind	Laptime	No	Behind	Laptime	No	Behind	Laptime	No	Behind	Laptime	No	Behind	Laptime
20		45.146	20		40.917	20		40.911	20		41.383	20		41.138
58	1.852	46.998	58	3.654	42.719	58	4.667	41.924	58	5.533	42.249	66	8.993	42.581
31	3.706	48.852	66	5.579	42.601	66	7.060	42.392	66	7.550	41.873	31	17.284	45.071
66	3.895	49.041	31	7.447	44.658	31	10.730	44.194	31	13.351	44.004	19	17.667	44.926
19	4.822	49.968	19	8.197	44.292	19	11.252	43.966	19	13.879	44.010	40	18.554	45.508
40	5.117	50.263	40	8.418	44.218	40	11.704	44.197	40	14.184	43.863	41	23.964	46.307
41	5.835	50.981	41	10.053	45.135	41	14.654	45.512	41	18.795	45.524	58	39.350	1:14.955

Weather / Track : Bright / Dry

Lydden Hill  
 Circuit Length = 1.0000 miles  
 Start: 14:51 End: 15:02

# SEMSEC Sports Racing & Kit Car Challenge

## RACE 3 - LAP CHART

Lap 6			Lap 7			Lap 8			Lap 9			Lap 10		
No	Behind	Laptime	No	Behind	Laptime	No	Behind	Laptime	No	Behind	Laptime	No	Behind	Laptime
20		42.436	20		41.237	20		41.447	20		40.973	20		41.083
66	9.853	43.296	66	12.079	43.463	58	1 LAP	43.176	58	1 LAP	42.770	58	1 LAP	42.452
31	19.435	44.587	31	22.735	44.537	66	13.721	43.089	66	16.296	43.548	66	18.152	42.939
19	19.817	44.586	19	23.436	44.856	31	25.697	44.409	31	29.234	44.510	31	32.915	44.764
40	21.140	45.022	40	23.690	43.787	19	26.284	44.295	19	29.613	44.302	19	33.258	44.728
41	26.559	45.031	41	30.965	45.643	40	27.033	44.790	40	30.042	43.982	40	33.681	44.722
58	40.179	43.265				41	34.902	45.384	41	39.461	45.532			

Weather / Track : Bright / Dry

Lydden Hill  
Circuit Length = 1.0000 miles  
Start: 14:51 End: 15:02

# SEMSEC Sports Racing & Kit Car Challenge

## RACE 3 - LAP CHART


Lap 11			Lap 12			Lap 13			Lap 14			Lap 15		
No	Behind	Laptime	No	Behind	Laptime	No	Behind	Laptime	No	Behind	Laptime	No	Behind	Laptime
20		41.560	20		41.560	20		41.395	20		42.628	20		43.342
41	1 LAP	46.495	58	1 LAP	43.266	58	1 LAP	43.363	19	1 LAP	45.376	31	1 LAP	45.017
58	1 LAP	43.067	41	1 LAP	46.508	41	1 LAP	45.048	40	1 LAP	45.163	19	1 LAP	44.497
66	19.618	43.026	66	21.240	43.182	66	23.037	43.192	58	1 LAP	42.495	40	1 LAP	44.761
31	36.193	44.838	31	39.248	44.615	31	42.340	44.487	41	1 LAP	45.736	58	1 LAP	43.094
19	36.467	44.769	19	39.573	44.666				66	23.094	42.685	41	1 LAP	45.231
40	36.917	44.796	40	40.006	44.649							66	22.319	42.567

Weather / Track : Bright / Dry

Lydden Hill  
Circuit Length = 1.0000 miles  
Start: 14:51 End: 15:02

# SEMSEC Sports Racing & Kit Car Challenge

## RACE 7 - GRID

ROW 4	41	Lee BAILEY		
ROW 3	40	Jonathan GIBBS	58	Charles HARVEY-KELLY
ROW 2	31	Paul GIBB	19	Bruce WILSON
ROW 1	20	Mark BURTON	66	David WATSON
<b>Pole</b>				
				

Lydden Hill  
Circuit Length = 1.0000 miles

**These results are provisional until the conclusion of any judicial and technical matters.**

Clerk of Course :		Timekeeper :
-------------------	--	--------------

# SEMSEC Sports Racing & Kit Car Challenge

## RACE 7 - CLASSIFICATION

POS	NO	CL	NAME	ENTRY	LAPS	TIME	GAP	DIFF	MPH	BEST	ON
1	20	8	Mark BURTON	Jade Trackstar	15	10:36.788			84.79	41.613	2
2	58	7	Charles HARVEY-KELLY	Radical SR4	15	10:44.279	7.491	7.491	83.81	42.109	6
3	66	8	David WATSON	Radical PR6	15	10:44.504	7.716	0.225	83.78	41.879	7
4	31	6	Paul GIBB	Caterham 7 HPC	15	11:17.641	40.853	33.137	79.68	44.456	10
5	19	6	Bruce WILSON	Caterham CSR Superlight	15	11:18.017	41.229	0.376	79.64	44.240	10
6	40	7	Jonathan GIBBS	Caterham C400	15	11:18.170	41.382	0.153	79.62	44.104	13
7	41	7	Lee BAILEY	Radical SR4	14	10:41.244	1 lap	1 lap	78.59	44.905	9

### FASTEST LAP

20	8	Mark BURTON	Jade Trackstar	2	41.613	86.50 mph	139.22 kph
58	7	Charles HARVEY-KELLY	Radical SR4	6	42.109	85.49 mph	137.58 kph
19	6	Bruce WILSON	Caterham CSR Superlight	10	44.240	81.37 mph	130.95 kph

Weather / Track : Cloudy / Dry

These results are provisional until the conclusion of any judicial and technical matters.

Lydden Hill

Circuit Length = 1.0000 miles

Start: 16:11 End: 16:22

Clerk of Course :

Timekeeper :

**SEMSEC Sports Racing & Kit Car Challenge**  
**RACE 7 - LAP CHART**

Lap 1			Lap 2			Lap 3			Lap 4			Lap 5		
No	Behind	Laptime	No	Behind	Laptime	No	Behind	Laptime	No	Behind	Laptime	No	Behind	Laptime
20		46.249	20		41.613	20		41.964	20		42.858	20		41.728
58	1.661	47.910	58	2.851	42.803	58	3.535	42.648	58	3.275	42.598	58	3.972	42.425
66	1.992	48.241	66	3.612	43.233	66	4.767	43.119	66	4.547	42.638	66	5.126	42.307
31	4.145	50.394	31	7.448	44.916	31	10.007	44.523	31	12.158	45.009	31	15.231	44.801
19	4.742	50.991	19	8.068	44.939	40	10.843	44.400	40	12.729	44.744	40	15.708	44.707
40	5.101	51.350	40	8.407	44.919	19	11.374	45.270	19	13.196	44.680	19	16.303	44.835
41	5.744	51.993	41	9.983	45.852	41	12.935	44.916	41	15.213	45.136	41	18.392	44.907

Weather / Track : Cloudy / Dry

Lydden Hill  
 Circuit Length = 1.0000 miles  
 Start: 16:11 End: 16:22

# SEMSEC Sports Racing & Kit Car Challenge

## RACE 7 - LAP CHART

Lap 6			Lap 7			Lap 8			Lap 9			Lap 10		
No	Behind	Laptime	No	Behind	Laptime	No	Behind	Laptime	No	Behind	Laptime	No	Behind	Laptime
20		42.295	20		42.438	20		42.210	20		42.456	20		42.123
58	3.786	42.109	58	3.499	42.151	58	3.798	42.509	58	3.683	42.341	58	4.039	42.479
66	4.952	42.121	66	4.393	41.879	66	4.903	42.720	66	4.565	42.118	66	4.529	42.087
31	17.886	44.950	31	20.272	44.824	31	22.944	44.882	31	25.132	44.644	31	27.465	44.456
40	18.169	44.756	40	20.920	45.189	40	23.188	44.478	40	25.398	44.666	40	27.654	44.379
19	18.635	44.627	19	21.287	45.090	19	23.682	44.605	19	26.029	44.803	19	28.146	44.240
41	21.040	44.943	41	23.774	45.172	41	27.458	45.894	41	29.907	44.905	41	33.059	45.275

Weather / Track : Cloudy / Dry

Lydden Hill  
Circuit Length = 1.0000 miles  
Start: 16:11 End: 16:22

# SEMSEC Sports Racing & Kit Car Challenge

## RACE 7 - LAP CHART

Lap 11			Lap 12			Lap 13			Lap 14			Lap 15		
No	Behind	Laptime	No	Behind	Laptime	No	Behind	Laptime	No	Behind	Laptime	No	Behind	Laptime
20		42.289	20		41.899	20		42.316	20		41.929	20		42.421
58	4.226	42.476	58	5.138	42.811	58	5.351	42.529	41	1 LAP	46.224	41	1 LAP	45.347
66	4.413	42.173	66	5.533	43.019	66	5.634	42.417	66	6.779	43.074	58	7.491	43.088
31	30.004	44.828	31	32.995	44.890	31	35.580	44.901	58	6.824	43.402	66	7.716	43.358
19	30.877	45.020	19	33.629	44.651	19	35.844	44.531	31	38.563	44.912	31	40.853	44.711
40	31.181	45.816	40	34.627	45.345	40	36.415	44.104	19	38.796	44.881	19	41.229	44.854
41	36.263	45.493	41	39.551	45.187				40	39.056	44.570	40	41.382	44.747

Weather / Track : Cloudy / Dry

Lydden Hill  
Circuit Length = 1.0000 miles  
Start: 16:11 End: 16:22

**SEMSEC Open Single Seater Champ & Senlac Novice Cup  
QUALIFYING - RACE 5 - CLASSIFICATION**

POS	NO	CL	NAME	ENTRY	TIME	ON	LAPS	GAP	DIFF	MPH
1	23	E	<b>Chris KITE</b>	Dallara 393	<b>43.417</b>	10	16			82.91
2	32	A	<b>Chris MABEY</b>	Jedi Mk6	<b>44.271</b>	11	16	<b>0.854</b>	0.854	81.31
3	19	B	<b>Innes HICKMAN</b>	Van Diemen RF89	<b>46.537</b>	4	11	<b>3.120</b>	2.266	77.35
4	66	B	<b>Kevan McLURG</b>	Van Diemen RF00	<b>46.717</b>	7	9	<b>3.300</b>	0.180	77.05
5	55	D	<b>Prajesh SHAH</b>	Van Diemen RF98	<b>48.638</b>	13	14	<b>5.221</b>	1.921	74.01

**Weather / Track : Bright / Dry**  
**These results are provisional until the conclusion of any judicial and technical matters.**

Lydden Hill  
 Circuit Length = 1.0000 miles  
 Start: 13:28 End: 13:41

Clerk of Course :		Timekeeper :
-------------------	--	--------------


**SEMSEC Open Single Seater Champ & Senlac Novice Cup**  
**QUALIFYING - RACE 5 - LAP ANALYSIS**

<b>19</b>	<b>Innes HICKMAN</b>		<b>B Van Diemen RF89</b>				
1 -	55.229	+ 8.692	13:29:58.796	7 -	47.824	+ 1.287	13:34:41.590
2 -	48.017	+ 1.480	13:30:46.813	8 -	46.958	+ 0.421	13:35:28.548
3 -	47.108	+ 0.571	13:31:33.921	9 -	46.752	+ 0.215	13:36:15.300
4 -	<b>46.537</b>		<b>13:32:20.458</b>	10 -	47.818	+ 1.281	13:37:03.118
5 -	46.688	+ 0.151	13:33:07.146	11 -	46.794	+ 0.257	13:37:49.912
6 -	46.620	+ 0.083	13:33:53.766				
<b>23</b>	<b>Chris KITE</b>		<b>E Dallara 393</b>				
1 -	55.397	+ 11.980	13:30:08.262	9 -	43.943	+ 0.526	13:36:08.763
2 -	49.333	+ 5.916	13:30:57.595	10 -	<b>43.417</b>		<b>13:36:52.180</b>
3 -	45.490	+ 2.073	13:31:43.085	11 -	43.708	+ 0.291	13:37:35.888
4 -	44.569	+ 1.152	13:32:27.654	12 -	44.690	+ 1.273	13:38:20.578
5 -	44.073	+ 0.656	13:33:11.727	13 -	44.129	+ 0.712	13:39:04.707
6 -	44.156	+ 0.739	13:33:55.883	14 -	45.005	+ 1.588	13:39:49.712
7 -	44.256	+ 0.839	13:34:40.139	15 -	43.803	+ 0.386	13:40:33.515
8 -	44.681	+ 1.264	13:35:24.820	16 -	43.516	+ 0.099	13:41:17.031
<b>32</b>	<b>Chris MABEY</b>		<b>A Jedi Mk6</b>				
1 -	1:00.800	+ 16.529	13:30:09.116	9 -	47.193	+ 2.922	13:36:21.518
2 -	51.437	+ 7.166	13:31:00.553	10 -	45.383	+ 1.112	13:37:06.901
3 -	47.411	+ 3.140	13:31:47.964	11 -	<b>44.271</b>		<b>13:37:51.172</b>
4 -	46.802	+ 2.531	13:32:34.766	12 -	45.023	+ 0.752	13:38:36.195
5 -	45.017	+ 0.746	13:33:19.783	13 -	45.019	+ 0.748	13:39:21.214
6 -	44.997	+ 0.726	13:34:04.780	14 -	44.589	+ 0.318	13:40:05.803
7 -	44.819	+ 0.548	13:34:49.599	15 -	44.441	+ 0.170	13:40:50.244
8 -	44.726	+ 0.455	13:35:34.325	16 -	44.560	+ 0.289	13:41:34.804
<b>55</b>	<b>Prajesh SHAH</b>		<b>D Van Diemen RF98</b>				
1 -	1:03.560	+ 14.922	13:30:11.046	8 -	50.803	+ 2.165	13:36:21.641
2 -	56.712	+ 8.074	13:31:07.758	9 -	50.646	+ 2.008	13:37:12.287
3 -	54.724	+ 6.086	13:32:02.482	10 -	50.201	+ 1.563	13:38:02.488
4 -	52.872	+ 4.234	13:32:55.354	11 -	50.302	+ 1.664	13:38:52.790
5 -	51.914	+ 3.276	13:33:47.268	12 -	48.916	+ 0.278	13:39:41.706
6 -	51.912	+ 3.274	13:34:39.180	13 -	<b>48.638</b>		<b>13:40:30.344</b>
7 -	51.658	+ 3.020	13:35:30.838	14 -	48.815	+ 0.177	13:41:19.159
<b>66</b>	<b>Kevan McLURG</b>		<b>B Van Diemen RF00</b>				
1 -	54.522	+ 7.805	13:29:57.368	6 -	47.050	+ 0.333	13:33:53.057
2 -	47.427	+ 0.710	13:30:44.795	7 -	<b>46.717</b>		<b>13:34:39.774</b>
3 -	47.163	+ 0.446	13:31:31.958	8 -	47.137	+ 0.420	13:35:26.911
4 -	46.996	+ 0.279	13:32:18.954	9 -	47.274	+ 0.557	13:36:14.185
5 -	47.053	+ 0.336	13:33:06.007				

Weather / Track : Bright / Dry

Lydden Hill  
 Circuit Length = 1.0000 miles  
 Start: 13:28 End: 13:41

**SEMSEC Open Single Seater Champ & Senlac Novice Cup  
RACE 5 - GRID**

ROW 3	48.638 55   Prajesh SHAH		
ROW 2	46.537 19   Innes HICKMAN	46.717 66   Kevan McLURG	
ROW 1	43.417 23   Chris KITE	44.271 32   Chris MABEY	
<b>Pole</b>			
			

Lydden Hill  
Circuit Length = 1.0000 miles

**These results are provisional until the conclusion of any judicial and technical matters.**

Clerk of Course :		Timekeeper :
-------------------	--	--------------

# SEMSEC Open Single Seater Champ & Senlac Novice Cup

## RACE 5 - CLASSIFICATION

POS	NO	CL	NAME	ENTRY	LAPS	TIME	GAP	DIFF	MPH	BEST	ON
1	23	E	Chris KITE	Dallara 393	15	11:02.716			81.48	43.282	14
2	32	A	Chris MABEY	Jedi Mk6	15	11:32.324	29.608	29.608	77.99	45.085	13
3	66	B	Kevan McLURG	Van Diemen RF00	15	11:35.150	32.434	2.826	77.67	45.572	14
4	19	B	Innes HICKMAN	Van Diemen RF89	15	11:43.880	41.164	8.730	76.71	46.182	9
5	55	D	Prajesh SHAH	Van Diemen RF98	14	11:48.707	1 lap	1 lap	71.11	48.939	12

### FASTEST LAP

23	E	Chris KITE	Dallara 393	14	43.282	83.17 mph	133.85 kph
32	A	Chris MABEY	Jedi Mk6	13	45.085	79.84 mph	128.50 kph
66	B	Kevan McLURG	Van Diemen RF00	14	45.572	78.99 mph	127.12 kph
55	D	Prajesh SHAH	Van Diemen RF98	12	48.939	73.55 mph	118.38 kph

Weather / Track : Bright / Dry

These results are provisional until the conclusion of any judicial and technical matters.

Lydden Hill

Circuit Length = 1.0000 miles

Start: 15:31 End: 15:43

Clerk of Course :

Timekeeper :

**SEMSEC Open Single Seater Champ & Senlac Novice Cup**  
**RACE 5 - LAP CHART**

Lap 1			Lap 2			Lap 3			Lap 4			Lap 5		
No	Behind	Laptime	No	Behind	Laptime	No	Behind	Laptime	No	Behind	Laptime	No	Behind	Laptime
23		47.423	23		43.709	23		43.638	23		44.080	23		43.563
32	2.706	50.129	32	4.232	45.235	32	5.758	45.164	32	7.922	46.244	32	9.911	45.552
66	3.707	51.130	66	6.442	46.444	66	9.346	46.542	66	11.285	46.019	66	14.271	46.549
19	4.876	52.299	19	7.957	46.790	19	11.149	46.830	19	13.960	46.891	19	16.836	46.439
55	14.212	1:01.635	55	20.408	49.905	55	26.530	49.760	55	32.369	49.919	55	38.613	49.807

Weather / Track : Bright / Dry

Lydden Hill  
 Circuit Length = 1.0000 miles  
 Start: 15:31 End: 15:43

**SEMSEC Open Single Seater Champ & Senlac Novice Cup  
RACE 5 - LAP CHART**

Lap 6			Lap 7			Lap 8			Lap 9			Lap 10		
No	Behind	Laptime	No	Behind	Laptime	No	Behind	Laptime	No	Behind	Laptime	No	Behind	Laptime
23		44.220	23		45.087	23		44.297	23		43.713	23		43.724
32	11.841	46.150	32	12.242	45.488	55	1 LAP	50.399	55	1 LAP	49.509	55	1 LAP	49.369
66	16.102	46.051	66	17.113	46.098	32	14.096	46.151	32	18.290	47.907	32	21.830	47.264
19	19.067	46.451	19	20.577	46.597	66	18.782	45.966	66	20.819	45.750	66	23.345	46.250
55	44.972	50.579				19	22.617	46.337	19	25.086	46.182	19	27.557	46.195

Weather / Track : Bright / Dry

Lydden Hill  
Circuit Length = 1.0000 miles  
Start: 15:31 End: 15:43

**SEMSEC Open Single Seater Champ & Senlac Novice Cup  
RACE 5 - LAP CHART**


Lap 11			Lap 12			Lap 13			Lap 14			Lap 15		
No	Behind	Laptime	No	Behind	Laptime	No	Behind	Laptime	No	Behind	Laptime	No	Behind	Laptime
23		44.815	23		43.632	23		44.069	23		43.282	23		43.464
55	1 LAP	49.145	32	24.633	45.939	32	25.649	45.085	32	27.917	45.550	32	29.608	45.155
32	22.326	45.311	66	26.256	45.678	66	27.923	45.736	66	30.213	45.572	66	32.434	45.685
66	24.210	45.680	55	1 LAP	49.928	55	1 LAP	48.939	19	38.052	47.169	19	41.164	46.576
19	29.159	46.417	19	31.855	46.328	19	34.165	46.379	55	1 LAP	49.863	55	1 LAP	49.950

Weather / Track : Bright / Dry

Lydden Hill  
Circuit Length = 1.0000 miles  
Start: 15:31 End: 15:43

# SEMSEC Open Single Seater Champ & Senlac Novice Cup

## RACE 8 - GRID

ROW 3	55   Prajesh SHAH		
ROW 2	66   Kevan McLURG		19   Innes HICKMAN
ROW 1	23   Chris KITE	32   Chris MABEY	
	<b>Pole</b>		
			

Lydden Hill  
Circuit Length = 1.0000 miles

**These results are provisional until the conclusion of any judicial and technical matters.**

Clerk of Course :		Timekeeper :
-------------------	--	--------------

# SEMSEC Open Single Seater Champ & Senlac Novice Cup

## RACE 8 - CLASSIFICATION

POS	NO	CL	NAME	ENTRY	LAPS	TIME	GAP	DIFF	MPH	BEST	ON
1	23	E	Chris KITE	Dallara 393	15	10:58.140			82.04	42.823	5
2	32	A	Chris MABEY	Jedi Mk6	15	11:20.197	22.057	22.057	79.38	44.122	8
3	66	B	Kevan McLURG	Van Diemen RF00	14	11:00.532	1 lap	1 lap	76.29	45.950	14
4	55	D	Prajesh SHAH	Van Diemen RF98	13	11:01.945	2 laps	1 lap	70.69	49.792	13
NOT CLASSIFIED											
DNF	19	B	Innes HICKMAN	Van Diemen RF89	0						
FASTEST LAP											
23	E	Chris KITE	Dallara 393		5	42.823			84.06 mph	135.28 kph	
32	A	Chris MABEY	Jedi Mk6		8	44.122			81.58 mph	131.30 kph	
66	B	Kevan McLURG	Van Diemen RF00		14	45.950			78.34 mph	126.08 kph	
55	D	Prajesh SHAH	Van Diemen RF98		13	49.792			72.29 mph	116.35 kph	

Weather / Track : Cloudy / Dry  
 These results are provisional until the conclusion of any judicial and technical matters.

Lydden Hill  
 Circuit Length = 1.0000 miles  
 Start: 16:27 End: 16:38

Clerk of Course :		Timekeeper :
-------------------	--	--------------

**SEMSEC Open Single Seater Champ & Senlac Novice Cup  
RACE 8 - LAP CHART**

Lap 1			Lap 2			Lap 3			Lap 4			Lap 5		
No	Behind	Laptime	No	Behind	Laptime	No	Behind	Laptime	No	Behind	Laptime	No	Behind	Laptime
23		49.429	23		43.970	23		43.306	23		43.232	23		42.823
32	1.426	50.855	32	2.001	44.545	32	3.196	44.501	32	4.186	44.222	32	6.262	44.899
66	2.054	51.483	66	4.191	46.107	66	7.078	46.193	66	9.890	46.044	66	22.059	54.992
55	7.425	56.854	55	14.397	50.942	55	21.710	50.619	55	29.024	50.546	55	36.937	50.736

Weather / Track : Cloudy / Dry

Lydden Hill  
Circuit Length = 1.0000 miles  
Start: 16:27 End: 16:38

**SEMSEC Open Single Seater Champ & Senlac Novice Cup  
RACE 8 - LAP CHART**

Lap 6			Lap 7			Lap 8			Lap 9			Lap 10		
No	Behind	Laptime	No	Behind	Laptime	No	Behind	Laptime	No	Behind	Laptime	No	Behind	Laptime
23		42.928	23		44.429	23		43.611	23		44.096	23		43.799
32	9.153	45.819	55	1 LAP	50.478	55	1 LAP	50.653	32	10.949	44.827	32	12.506	45.356
66	25.711	46.580	32	9.707	44.983	32	10.218	44.122	55	1 LAP	50.575	55	1 LAP	49.958
			66	27.546	46.264	66	30.156	46.221	66	32.241	46.181	66	34.719	46.277

Weather / Track : Cloudy / Dry

Lydden Hill  
Circuit Length = 1.0000 miles  
Start: 16:27 End: 16:38

**SEMSEC Open Single Seater Champ & Senlac Novice Cup  
RACE 8 - LAP CHART**

Lap 11			Lap 12			Lap 13			Lap 14			Lap 15		
No	Behind	Laptime	No	Behind	Laptime	No	Behind	Laptime	No	Behind	Laptime	No	Behind	Laptime
23		43.685	23		42.951	23		43.011	23		43.563	23		43.307
32	14.219	45.398	32	16.495	45.227	32	18.452	44.968	32	19.978	45.089	66	1 LAP	45.950
55	1 LAP	50.395	55	1 LAP	50.510	55	1 LAP	49.887				55	2 LAPS	49.792
66	37.199	46.165	66	40.311	46.063	66	43.312	46.012				32	22.057	45.386

Weather / Track : Cloudy / Dry

Lydden Hill  
Circuit Length = 1.0000 miles  
Start: 16:27 End: 16:38

# RAF MSA Challenge

## QUALIFYING - RACE 4 - CLASSIFICATION

POS	NO	CL	NAME	ENTRY	TIME	ON	LAPS	GAP	DIFF	MPH
1	62		Paul MARTIN-JONES	Radical SR3	44.952	7	10			80.08
2	33		Ian FLETCHER	Fletcher Hornet Mk4	45.542	16	16	0.590	0.590	79.04
3	9		Darren BERRIS	Westfield V8	45.584	12	15	0.632	0.042	78.97
4	51		Ian SMYTHE	Fletcher Hornet Mk2	48.732	11	14	3.780	3.148	73.87
5	48		Simon HUTCHINSON	MG Midget	48.773	12	14	3.821	0.041	73.80
6	66		Alex DALEY	VW Golf	48.996	7	14	4.044	0.223	73.47
7	3		Tal LAMBERT	Fisher Fury	49.150	11	14	4.198	0.154	73.24
8	95		Ian SWIFT	BMW Mini Cooper JCW	50.894	6	14	5.942	1.744	70.73
9	69		Darren HOWE	VW Golf GTi Turbo	52.320	13	13	7.368	1.426	68.80
10	49		Brian WATSON	Lotus Elise	52.572	13	13	7.620	0.252	68.47
11	16		Trevor HANCOCK	Peugeot 205 GTi	52.744	9	12	7.792	0.172	68.25
12	43		Ed FULLER	Tiger Super 6	52.852	5	13	7.900	0.108	68.11
13	30		Paul WATERHOUSE	Peugeot 406 Mi6	53.553	5	13	8.601	0.701	67.22

Car No 16 needs a working transponder - Q.12.2.1

Weather / Track : Bright / Dry

These results are provisional until the conclusion of any judicial and technical matters.

Lydden Hill

Circuit Length = 1.0000 miles

Start: 12:47 End: 13:00

Clerk of Course :		Timekeeper :
-------------------	--	--------------

# RAF MSA Challenge

## QUALIFYING - RACE 4 - LAP ANALYSIS

<b>3</b>	<b>Tal LAMBERT</b>						Fisher Fury	
1 -	57.963	+ 8.813	12:48:18.262	8 -	51.714	+ 2.564	12:54:32.591	
2 -	55.673	+ 6.523	12:49:13.935	9 -	50.710	+ 1.560	12:55:23.301	
3 -	55.497	+ 6.347	12:50:09.432	10 -	50.746	+ 1.596	12:56:14.047	
4 -	53.966	+ 4.816	12:51:03.398	11 -	<b>49.150</b>		<b>12:57:03.197</b>	
5 -	53.002	+ 3.852	12:51:56.400	12 -	49.397	+ 0.247	12:57:52.594	
6 -	52.828	+ 3.678	12:52:49.228	13 -	49.708	+ 0.558	12:58:42.302	
7 -	51.649	+ 2.499	12:53:40.877	14 -	49.464	+ 0.314	12:59:31.766	
<b>9</b>	<b>Darren BERRIS</b>						Westfield V8	
1 -	51.713	+ 6.129	12:48:19.323	9 -	46.236	+ 0.652	12:54:35.768	
2 -	51.318	+ 5.734	12:49:10.641	10 -	47.749	+ 2.165	12:55:23.517	
3 -	47.052	+ 1.468	12:49:57.693	11 -	49.222	+ 3.638	12:56:12.739	
4 -	46.005	+ 0.421	12:50:43.698	12 -	<b>45.584</b>		<b>12:56:58.323</b>	
5 -	45.913	+ 0.329	12:51:29.611	13 -	48.771	+ 3.187	12:57:47.094	
6 -	45.598	+ 0.014	12:52:15.209	14 -	47.577	+ 1.993	12:58:34.671	
7 -	46.771	+ 1.187	12:53:01.980	15 -	47.910	+ 2.326	12:59:22.581	
8 -	47.552	+ 1.968	12:53:49.532					
<b>16</b>	<b>Trevor HANCOCK</b>						Peugeot 205 GTi	
1 -	1:07.310	+ 14.566	12:49:11.062	7 -	54.168	+ 1.424	12:54:33.068	
2 -	53.734	+ 0.990	12:50:04.796	8 -	53.078	+ 0.334	12:55:26.146	
3 -	53.077	+ 0.333	12:50:57.873	9 -	<b>52.744</b>		<b>12:56:18.890</b>	
4 -	53.584	+ 0.840	12:51:51.457	10 -	53.216	+ 0.472	12:57:12.106	
5 -	54.373	+ 1.629	12:52:45.830	11 -	53.380	+ 0.636	12:58:05.486	
6 -	53.070	+ 0.326	12:53:38.900	12 -	53.351	+ 0.607	12:58:58.837	
<b>30</b>	<b>Paul WATERHOUSE</b>						Peugeot 406 Mi6	
1 -	59.910	+ 6.357	12:48:35.370	8 -	53.587	+ 0.034	12:54:52.681	
2 -	54.534	+ 0.981	12:49:29.904	9 -	53.776	+ 0.223	12:55:46.457	
3 -	54.144	+ 0.591	12:50:24.048	10 -	53.968	+ 0.415	12:56:40.425	
4 -	53.947	+ 0.394	12:51:17.995	11 -	54.108	+ 0.555	12:57:34.533	
5 -	<b>53.553</b>		<b>12:52:11.548</b>	12 -	53.911	+ 0.358	12:58:28.444	
6 -	53.860	+ 0.307	12:53:05.408	13 -	53.878	+ 0.325	12:59:22.322	
7 -	53.686	+ 0.133	12:53:59.094					
<b>33</b>	<b>Ian FLETCHER</b>						Fletcher Hornet Mk4	
1 -	49.288	+ 3.746	12:48:00.972	9 -	46.143	+ 0.601	12:54:15.779	
2 -	46.781	+ 1.239	12:48:47.753	10 -	45.895	+ 0.353	12:55:01.674	
3 -	45.952	+ 0.410	12:49:33.705	11 -	45.644	+ 0.102	12:55:47.318	
4 -	46.900	+ 1.358	12:50:20.605	12 -	46.988	+ 1.446	12:56:34.306	
5 -	48.204	+ 2.662	12:51:08.809	13 -	46.279	+ 0.737	12:57:20.585	
6 -	47.821	+ 2.279	12:51:56.630	14 -	46.251	+ 0.709	12:58:06.836	
7 -	46.474	+ 0.932	12:52:43.104	15 -	46.325	+ 0.783	12:58:53.161	
8 -	46.532	+ 0.990	12:53:29.636	16 -	<b>45.542</b>		<b>12:59:38.703</b>	
<b>43</b>	<b>Ed FULLER</b>						Tiger Super 6	
1 -	1:00.289	+ 7.437	12:48:28.347	8 -	53.263	+ 0.411	12:54:47.817	
2 -	56.559	+ 3.707	12:49:24.906	9 -	54.684	+ 1.832	12:55:42.501	
3 -	55.625	+ 2.773	12:50:20.531	10 -	54.883	+ 2.031	12:56:37.384	
4 -	54.147	+ 1.295	12:51:14.678	11 -	53.175	+ 0.323	12:57:30.559	
5 -	<b>52.852</b>		<b>12:52:07.530</b>	12 -	52.865	+ 0.013	12:58:23.424	
6 -	53.160	+ 0.308	12:53:00.690	13 -	54.013	+ 1.161	12:59:17.437	
7 -	53.864	+ 1.012	12:53:54.554					
<b>48</b>	<b>Simon HUTCHINSON</b>						MG Midget	
1 -	57.559	+ 8.786	12:48:23.605	8 -	50.156	+ 1.383	12:54:18.333	
2 -	52.493	+ 3.720	12:49:16.098	9 -	49.588	+ 0.815	12:55:07.921	
3 -	51.290	+ 2.517	12:50:07.388	10 -	49.144	+ 0.371	12:55:57.065	
4 -	51.415	+ 2.642	12:50:58.803	11 -	49.143	+ 0.370	12:56:46.208	
5 -	49.769	+ 0.996	12:51:48.572	12 -	<b>48.773</b>		<b>12:57:34.981</b>	
6 -	50.404	+ 1.631	12:52:38.976	13 -	50.619	+ 1.846	12:58:25.600	

Car No 16 needs a working transponder - Q.12.2.1

Weather / Track : Bright / Dry

Lydden Hill  
Circuit Length = 1.0000 miles  
Start: 12:47 End: 13:00

# RAF MSA Challenge

## QUALIFYING - RACE 4 - LAP ANALYSIS


7 -	49.201	+ 0.428	12:53:28.177	14 -	49.309	+ 0.536	12:59:14.909
<b>49</b>	<b>Brian WATSON</b>			Lotus Elise			
1 -	1:00.536	+ 7.964	12:48:27.203	8 -	52.982	+ 0.410	12:54:45.637
2 -	56.073	+ 3.501	12:49:23.276	9 -	52.806	+ 0.234	12:55:38.443
3 -	55.992	+ 3.420	12:50:19.268	10 -	52.590	+ 0.018	12:56:31.033
4 -	54.196	+ 1.624	12:51:13.464	11 -	53.362	+ 0.790	12:57:24.395
5 -	53.230	+ 0.658	12:52:06.694	12 -	53.186	+ 0.614	12:58:17.581
6 -	52.905	+ 0.333	12:52:59.599	13 -	<b>52.572</b>		<b>12:59:10.153</b>
7 -	53.056	+ 0.484	12:53:52.655				
<b>51</b>	<b>Ian SMYTHE</b>			Fletcher Hornet Mk2			
1 -	55.497	+ 6.765	12:48:30.829	8 -	49.061	+ 0.329	12:54:21.261
2 -	51.498	+ 2.766	12:49:22.327	9 -	49.273	+ 0.541	12:55:10.534
3 -	50.204	+ 1.472	12:50:12.531	10 -	49.051	+ 0.319	12:55:59.585
4 -	50.273	+ 1.541	12:51:02.804	11 -	<b>48.732</b>		<b>12:56:48.317</b>
5 -	49.938	+ 1.206	12:51:52.742	12 -	49.500	+ 0.768	12:57:37.817
6 -	50.225	+ 1.493	12:52:42.967	13 -	52.248	+ 3.516	12:58:30.065
7 -	49.233	+ 0.501	12:53:32.200	14 -	49.431	+ 0.699	12:59:19.496
<b>62</b>	<b>Paul MARTIN-JONES</b>			Radical SR3			
1 -	1:00.327	+ 15.375	12:48:32.565	6 -	47.058	+ 2.106	12:52:37.026
2 -	52.203	+ 7.251	12:49:24.768	7 -	<b>44.952</b>		<b>12:53:21.978</b>
3 -	52.226	+ 7.274	12:50:16.994	8 -	45.251	+ 0.299	12:54:07.229
4 -	46.559	+ 1.607	12:51:03.553	9 -	45.286	+ 0.334	12:54:52.515
5 -	46.415	+ 1.463	12:51:49.968	10 -	47.550	+ 2.598	12:55:40.065
<b>66</b>	<b>Alex DALEY</b>			VW Golf			
1 -	56.041	+ 7.045	12:48:30.396	8 -	49.669	+ 0.673	12:54:26.815
2 -	53.441	+ 4.445	12:49:23.837	9 -	49.623	+ 0.627	12:55:16.438
3 -	52.258	+ 3.262	12:50:16.095	10 -	49.565	+ 0.569	12:56:06.003
4 -	50.713	+ 1.717	12:51:06.808	11 -	49.627	+ 0.631	12:56:55.630
5 -	51.032	+ 2.036	12:51:57.840	12 -	49.459	+ 0.463	12:57:45.089
6 -	50.310	+ 1.314	12:52:48.150	13 -	49.251	+ 0.255	12:58:34.340
7 -	<b>48.996</b>		<b>12:53:37.146</b>	14 -	49.419	+ 0.423	12:59:23.759
<b>69</b>	<b>Darren HOWE</b>			VW Golf GTi Turbo			
1 -	58.681	+ 6.361	12:48:15.063	8 -	52.639	+ 0.319	12:54:38.951
2 -	56.505	+ 4.185	12:49:11.568	9 -	53.891	+ 1.571	12:55:32.842
3 -	55.394	+ 3.074	12:50:06.962	10 -	53.214	+ 0.894	12:56:26.056
4 -	55.677	+ 3.357	12:51:02.639	11 -	53.211	+ 0.891	12:57:19.267
5 -	56.257	+ 3.937	12:51:58.896	12 -	53.588	+ 1.268	12:58:12.855
6 -	53.525	+ 1.205	12:52:52.421	13 -	<b>52.320</b>		<b>12:59:05.175</b>
7 -	53.891	+ 1.571	12:53:46.312				
<b>95</b>	<b>Ian SWIFT</b>			BMW Mini Cooper JCW			
1 -	57.889	+ 6.995	12:48:16.079	8 -	51.979	+ 1.085	12:54:17.992
2 -	54.007	+ 3.113	12:49:10.086	9 -	51.956	+ 1.062	12:55:09.948
3 -	51.413	+ 0.519	12:50:01.499	10 -	51.726	+ 0.832	12:56:01.674
4 -	50.950	+ 0.056	12:50:52.449	11 -	51.020	+ 0.126	12:56:52.694
5 -	51.037	+ 0.143	12:51:43.486	12 -	51.210	+ 0.316	12:57:43.904
6 -	<b>50.894</b>		<b>12:52:34.380</b>	13 -	52.047	+ 1.153	12:58:35.951
7 -	51.633	+ 0.739	12:53:26.013	14 -	50.981	+ 0.087	12:59:26.932

Car No 16 needs a working transponder - Q.12.2.1

Weather / Track : Bright / Dry

Lydden Hill  
Circuit Length = 1.0000 miles  
Start: 12:47 End: 13:00

**RAF MSA Challenge**  
**RACE 4 - GRID**

ROW 7	53.553 30 Paul WATERHOUSE		
ROW 6		52.744 16 Trevor HANCOCK TRANSPONDER	52.852 43 Ed FULLER
ROW 5	52.320 69 Darren HOWE		52.572 49 Brian WATSON
ROW 4		49.150 3 Tal LAMBERT	50.894 95 Ian SWIFT
ROW 3	48.773 48 Simon HUTCHINSON		48.996 66 Alex DALEY
ROW 2		45.584 9 Darren BERRIS	48.732 51 Ian SMYTHE
ROW 1	44.952 62 Paul MARTIN-JONES		45.542 33 Ian FLETCHER
<b>Pole</b>			
			

Lydden Hill  
 Circuit Length = 1.0000 miles

**These results are provisional until the conclusion of any judicial and technical matters.**

Clerk of Course :		Timekeeper :
-------------------	--	--------------

# RAF MSA Challenge

## RACE 4 - CLASSIFICATION

POS	NO	CL	NAME	ENTRY	LAPS	TIME	GAP	DIFF	MPH	BEST	ON
1	9		<b>Darren BERRIS</b>	Westfield V8	20	15:26.346			77.72	45.393	8
2	33		<b>Ian FLETCHER</b>	Fletcher Hornet Mk4	20	15:28.724	2.378	2.378	77.52	45.461	8
3	51		<b>Ian SMYTHE</b>	Fletcher Hornet Mk2	19	15:33.464	1 lap	1 lap	73.27	48.376	7
4	48		<b>Simon HUTCHINSON</b>	MG Midget	19	15:38.813	1 lap	5.349	72.85	48.526	10
5	3		<b>Tal LAMBERT</b>	Fisher Fury	19	15:54.930	1 lap	16.117	71.62	47.607	14
6	66		<b>Alex DALEY</b>	VW Golf	19	15:57.516	1 lap	2.586	71.43	49.343	9
7	49		<b>Brian WATSON</b>	Lotus Elise	19	16:16.697	1 lap	19.181	70.02	49.788	2
8	43		<b>Ed FULLER</b>	Tiger Super 6	19	16:17.932	1 lap	1.235	69.94	49.961	4
9	95		<b>Ian SWIFT</b>	BMW Mini Cooper JCW	18	15:31.272	2 laps	1 lap	69.58	50.857	2
10	69		<b>Darren HOWE</b>	VW Golf GTi Turbo	18	15:54.114	2 laps	22.842	67.91	51.992	18
11	30		<b>Paul WATERHOUSE</b>	Peugeot 406 Mi6	18	16:13.405	2 laps	19.291	66.56	53.117	11
12	16		<b>Trevor HANCOCK</b>	Peugeot 205 GTi	18	16:13.620	2 laps	0.215	66.55	52.613	11
NOT CLASSIFIED											
DNF	62		<b>Paul MARTIN-JONES</b>	Radical SR3	1	1:21.793	19 laps	17 laps	44.01		
FASTEST LAP											
	9		<b>Darren BERRIS</b>	Westfield V8	8	45.393		79.30 mph		127.62 kph	

Weather / Track : Bright / Dry  
 These results are provisional until the conclusion of any judicial and technical matters.

Lydden Hill  
 Circuit Length = 1.0000 miles  
 Start: 15:09 End: 15:25

Clerk of Course :		Timekeeper :	
-------------------	--	--------------	--

**RAF MSA Challenge**  
**RACE 4 - LAP CHART**

Lap 1			Lap 2			Lap 3			Lap 4			Lap 5		
No	Behind	Laptime	No	Behind	Laptime	No	Behind	Laptime	No	Behind	Laptime	No	Behind	Laptime
9		50.104	9		45.598	9		45.696	9		45.710	9		45.463
33	0.488	50.592	33	0.972	46.082	33	1.828	46.552	33	1.867	45.749	33	2.062	45.658
51	3.663	53.767	51	7.445	49.380	51	11.337	49.588	51	14.474	48.847	51	17.440	48.429
48	4.843	54.947	48	8.725	49.480	48	12.795	49.766	48	15.862	48.777	48	19.121	48.722
66	5.203	55.307	66	9.052	49.447	66	13.247	49.891	66	17.366	49.829	66	21.605	49.702
49	7.661	57.765	49	11.851	49.788	49	16.600	50.445	49	21.056	50.166	49	26.069	50.476
43	9.180	59.284	43	13.815	50.233	43	18.660	50.541	43	22.911	49.961	43	28.459	51.011
95	9.782	59.886	95	15.041	50.857	3	21.120	51.343	3	24.536	49.126	3	28.532	49.459
69	11.045	1:01.149	3	15.473	49.781	95	21.573	52.228	95	27.041	51.178	95	32.678	51.100
3	11.290	1:01.394	69	17.492	52.045	69	23.806	52.010	69	31.677	53.581	69	38.929	52.715
30	13.234	1:03.338	30	21.610	53.974	30	29.690	53.776	30	37.757	53.777			
16	15.910	1:06.014	16	23.605	53.293	16	30.788	52.879	16	38.000	52.922			
62	31.689	1:21.793												

Weather / Track : Bright / Dry

Lydden Hill  
 Circuit Length = 1.0000 miles  
 Start: 15:09 End: 15:25

**RAF MSA Challenge**  
**RACE 4 - LAP CHART**

Lap 6			Lap 7			Lap 8			Lap 9			Lap 10		
No	Behind	Laptime	No	Behind	Laptime	No	Behind	Laptime	No	Behind	Laptime	No	Behind	Laptime
9		45.659	9		45.598	9		45.393	9		45.934	9		46.053
30	1 LAP	53.734	69	1 LAP	52.596	33	3.760	45.461	95	1 LAP	51.181	43	1 LAP	51.739
16	1 LAP	53.972	33	3.692	47.041	69	1 LAP	52.359	33	3.744	45.918	33	5.026	47.335
33	2.249	45.846	30	1 LAP	53.358	30	1 LAP	53.171	69	1 LAP	52.379	49	1 LAP	51.310
51	20.350	48.569	16	1 LAP	53.776	16	1 LAP	52.656	30	1 LAP	53.310	95	1 LAP	51.519
48	22.254	48.792	51	23.128	48.376	51	26.358	48.623	16	1 LAP	53.238	69	1 LAP	52.929
66	25.572	49.626	48	25.266	48.610	48	28.538	48.665	51	29.289	48.865	30	1 LAP	53.139
3	33.331	50.458	66	29.857	49.883	66	34.465	50.001	48	31.568	48.964	16	1 LAP	53.403
43	34.594	51.794	3	37.466	49.733	3	41.669	49.596	66	37.874	49.343	51	31.631	48.395
49	36.922	56.512	43	39.674	50.678	43	44.452	50.171	3	45.066	49.331	48	34.041	48.526
95	38.382	51.363	49	41.259	49.935	49	45.872	50.006				66	41.521	49.700
			95	43.784	51.000									

Weather / Track : Bright / Dry

Lydden Hill  
 Circuit Length = 1.0000 miles  
 Start: 15:09 End: 15:25

**RAF MSA Challenge**  
**RACE 4 - LAP CHART**

Lap 11			Lap 12			Lap 13			Lap 14			Lap 15		
No	Behind	Laptime	No	Behind	Laptime	No	Behind	Laptime	No	Behind	Laptime	No	Behind	Laptime
9		46.925	9		46.325	9		46.143	9		46.197	9		46.147
3	1 LAP	49.431	33	4.444	46.289	66	1 LAP	50.033	30	2 LAPS	53.715	33	4.877	45.742
33	4.480	46.379	3	1 LAP	50.904	33	4.348	46.047	33	5.282	47.131	66	1 LAP	50.157
43	1 LAP	51.256	43	1 LAP	50.350	3	1 LAP	49.618	16	2 LAPS	54.260	30	2 LAPS	53.416
49	1 LAP	51.062	49	1 LAP	50.713	43	1 LAP	50.788	66	1 LAP	50.737	16	2 LAPS	53.288
95	1 LAP	51.024	95	1 LAP	51.151	49	1 LAP	50.442	3	1 LAP	48.849	3	1 LAP	47.607
69	1 LAP	52.712	69	1 LAP	52.898	95	1 LAP	51.244	49	1 LAP	51.324	49	1 LAP	50.685
51	33.932	49.226	51	36.363	48.756	69	1 LAP	52.626	43	1 LAP	52.780	43	1 LAP	50.522
48	36.291	49.175	48	38.774	48.808	51	39.426	49.206	95	1 LAP	51.118	95	1 LAP	51.413
30	1 LAP	53.542	30	1 LAP	53.117	48	41.463	48.832	51	42.192	48.963	51	45.034	48.989
16	1 LAP	53.841	16	1 LAP	52.613				48	44.981	49.715			
66	44.254	49.658							69	1 LAP	52.158			

Weather / Track : Bright / Dry

Lydden Hill  
 Circuit Length = 1.0000 miles  
 Start: 15:09 End: 15:25

**RAF MSA Challenge**  
**RACE 4 - LAP CHART**

Lap 16			Lap 17			Lap 18			Lap 19			Lap 20		
No	Behind	Laptime	No	Behind	Laptime	No	Behind	Laptime	No	Behind	Laptime	No	Behind	Laptime
9		46.580	9		46.271	9		45.921	9		45.751	9		48.878
48	1 LAP	49.547	51	1 LAP	48.922	51	1 LAP	48.480	95	2 LAPS	51.397	33	2.378	46.963
33	4.158	45.861	33	3.474	45.587	33	3.841	46.288	33	4.293	46.203	95	2 LAPS	51.427
69	2 LAPS	52.491	48	1 LAP	49.162	48	1 LAP	49.629	51	1 LAP	48.915	51	1 LAP	49.168
66	1 LAP	51.606	69	2 LAPS	52.652	69	2 LAPS	52.695	48	1 LAP	49.274	48	1 LAP	49.422
3	1 LAP	50.224	66	1 LAP	51.336	66	1 LAP	49.861	69	2 LAPS	52.127	69	2 LAPS	51.992
30	2 LAPS	53.720	3	1 LAP	50.247	3	1 LAP	49.545	66	1 LAP	50.431	3	1 LAP	48.180
16	2 LAPS	53.661	30	2 LAPS	53.385	30	2 LAPS	53.607	3	1 LAP	50.104	66	1 LAP	50.968
49	1 LAP	51.171	16	2 LAPS	52.859	16	2 LAPS	53.618	30	2 LAPS	53.293	30	2 LAPS	54.033
43	1 LAP	51.304	49	1 LAP	51.199	49	1 LAP	50.932	16	2 LAPS	53.340	16	2 LAPS	53.987
95	1 LAP	51.088	43	1 LAP	50.897	43	1 LAP	50.929	49	1 LAP	50.821	49	1 LAP	51.945
			95	1 LAP	51.098				43	1 LAP	51.425	43	1 LAP	52.269

Weather / Track : Bright / Dry

Lydden Hill  
 Circuit Length = 1.0000 miles  
 Start: 15:09 End: 15:25

**John Taylor Handicap & Invicta Kit Car Challenge**  
**QUALIFYING - RACE 9 - CLASSIFICATION**

POS	NO	CL	NAME	ENTRY	TIME	ON	LAPS	GAP	DIFF	MPH
1	62		<b>Paul MARTIN-JONES</b>	Radical SR3	<b>43.925</b>	9	9			81.95
2	40		<b>Jonathan GIBBS</b>	Caterham C400	<b>44.469</b>	2	10	<b>0.544</b>	0.544	80.95
3	31		<b>Paul GIBB</b>	Caterham 7 HPC	<b>44.541</b>	4	7	<b>0.616</b>	0.072	80.82
4	19	I	<b>Bruce WILSON</b>	Caterham CSR Superlight	<b>44.964</b>	5	5	<b>1.039</b>	0.423	80.06
5	9		<b>Darren BERRIS</b>	Westfield V8	<b>45.212</b>	11	16	<b>1.287</b>	0.248	79.62
6	33		<b>Ian FLETCHER</b>	Fletcher Hornet Mk4	<b>46.495</b>	9	12	<b>2.570</b>	1.283	77.42
7	3		<b>Tal LAMBERT</b>	Fisher Fury	<b>48.070</b>	12	14	<b>4.145</b>	1.575	74.88
8	48	I	<b>Simon HUTCHINSON</b>	MG Midget	<b>48.744</b>	10	14	<b>4.819</b>	0.674	73.85
9	49		<b>Brian WATSON</b>	Lotus Elise	<b>50.171</b>	14	14	<b>6.246</b>	1.427	71.75
10	43		<b>Ed FULLER</b>	Tiger Super 6	<b>50.298</b>	7	14	<b>6.373</b>	0.127	71.57
11	95		<b>Ian SWIFT</b>	BMW Mini Cooper JCW	<b>50.594</b>	4	9	<b>6.669</b>	0.296	71.15
12	16		<b>Trevor HANCOCK</b>	Peugeot 205 GTi	<b>52.994</b>	8	10	<b>9.069</b>	2.400	67.93

**Weather / Track : Bright / Dry**  
**These results are provisional until the conclusion of any judicial and technical matters.**

Lydden Hill  
 Circuit Length = 1.0000 miles  
 Start: 13:44 End: 13:57

Clerk of Course :		Timekeeper :
-------------------	--	--------------

# John Taylor Handicap & Invicta Kit Car Challenge

## QUALIFYING - RACE 9 - LAP ANALYSIS

<b>3</b>	<b>Tal LAMBERT</b>		Fisher Fury				
1 -	53.512	+ 5.442	13:46:10.420	8 -	51.077	+ 3.007	13:52:03.629
2 -	51.175	+ 3.105	13:47:01.595	9 -	50.180	+ 2.110	13:52:53.809
3 -	50.433	+ 2.363	13:47:52.028	10 -	48.936	+ 0.866	13:53:42.745
4 -	48.920	+ 0.850	13:48:40.948	11 -	48.718	+ 0.648	13:54:31.463
5 -	49.580	+ 1.510	13:49:30.528	12 -	<b>48.070</b>		<b>13:55:19.533</b>
6 -	53.350	+ 5.280	13:50:23.878	13 -	49.855	+ 1.785	13:56:09.388
7 -	48.674	+ 0.604	13:51:12.552	14 -	49.217	+ 1.147	13:56:58.605
<b>9</b>	<b>Darren BERRIS</b>		Westfield V8				
1 -	48.576	+ 3.364	13:45:53.538	9 -	46.661	+ 1.449	13:52:05.421
2 -	46.839	+ 1.627	13:46:40.377	10 -	52.244	+ 7.032	13:52:57.665
3 -	45.445	+ 0.233	13:47:25.822	11 -	<b>45.212</b>		<b>13:53:42.877</b>
4 -	46.996	+ 1.784	13:48:12.818	12 -	47.274	+ 2.062	13:54:30.151
5 -	46.831	+ 1.619	13:48:59.649	13 -	47.845	+ 2.633	13:55:17.996
6 -	45.743	+ 0.531	13:49:45.392	14 -	48.324	+ 3.112	13:56:06.320
7 -	46.945	+ 1.733	13:50:32.337	15 -	46.007	+ 0.795	13:56:52.327
8 -	46.423	+ 1.211	13:51:18.760	16 -	51.870	+ 6.658	13:57:44.197
<b>16</b>	<b>Trevor HANCOCK</b>		Peugeot 205 GTi				
1 -	55.870	+ 2.876	13:46:28.734	6 -	53.516	+ 0.522	13:50:55.947
2 -	53.498	+ 0.504	13:47:22.232	7 -	54.155	+ 1.161	13:51:50.102
3 -	53.692	+ 0.698	13:48:15.924	8 -	<b>52.994</b>		<b>13:52:43.096</b>
4 -	53.183	+ 0.189	13:49:09.107	9 -	53.577	+ 0.583	13:53:36.673
5 -	53.324	+ 0.330	13:50:02.431	10 -	53.073	+ 0.079	13:54:29.746
<b>19</b>	<b>Bruce WILSON</b>		Caterham CSR Superlight				
1 -	50.583	+ 5.619	13:46:06.791	4 -	45.290	+ 0.326	13:48:25.951
2 -	47.082	+ 2.118	13:46:53.873	5 -	<b>44.964</b>		<b>13:49:10.915</b>
3 -	46.788	+ 1.824	13:47:40.661				
<b>31</b>	<b>Paul GIBB</b>		Caterham 7 HPC				
1 -	48.533	+ 3.992	13:46:34.980	5 -	45.059	+ 0.518	13:49:35.502
2 -	45.821	+ 1.280	13:47:20.801	6 -	45.471	+ 0.930	13:50:20.973
3 -	45.101	+ 0.560	13:48:05.902	7 -	44.766	+ 0.225	13:51:05.739
4 -	<b>44.541</b>		<b>13:48:50.443</b>				
<b>33</b>	<b>Ian FLETCHER</b>		Fletcher Hornet Mk4				
1 -	51.116	+ 4.621	13:46:20.474	7 -	47.070	+ 0.575	13:51:09.920
2 -	52.166	+ 5.671	13:47:12.640	8 -	49.876	+ 3.381	13:51:59.796
3 -	47.324	+ 0.829	13:47:59.964	9 -	<b>46.495</b>		<b>13:52:46.291</b>
4 -	47.448	+ 0.953	13:48:47.412	10 -	49.478	+ 2.983	13:53:35.769
5 -	47.673	+ 1.178	13:49:35.085	11 -	46.541	+ 0.046	13:54:22.310
6 -	47.765	+ 1.270	13:50:22.850	12 -	49.422	+ 2.927	13:55:11.732
<b>40</b>	<b>Jonathan GIBBS</b>		Caterham C400				
1 -	47.089	+ 2.620	13:45:53.786	6 -	44.792	+ 0.323	13:49:42.385
2 -	<b>44.469</b>		<b>13:46:38.255</b>	7 -	44.894	+ 0.425	13:50:27.279
3 -	44.508	+ 0.039	13:47:22.763	8 -	45.494	+ 1.025	13:51:12.773
4 -	48.553	+ 4.084	13:48:11.316	9 -	46.043	+ 1.574	13:51:58.816
5 -	46.277	+ 1.808	13:48:57.593	10 -	44.585	+ 0.116	13:52:43.401
<b>43</b>	<b>Ed FULLER</b>		Tiger Super 6				
1 -	56.836	+ 6.538	13:46:25.047	8 -	50.661	+ 0.363	13:52:28.239
2 -	52.116	+ 1.818	13:47:17.163	9 -	51.087	+ 0.789	13:53:19.326
3 -	53.674	+ 3.376	13:48:10.837	10 -	51.533	+ 1.235	13:54:10.859
4 -	54.319	+ 4.021	13:49:05.156	11 -	50.691	+ 0.393	13:55:01.550
5 -	50.360	+ 0.062	13:49:55.516	12 -	52.006	+ 1.708	13:55:53.556
6 -	51.764	+ 1.466	13:50:47.280	13 -	50.927	+ 0.629	13:56:44.483
7 -	<b>50.298</b>		<b>13:51:37.578</b>	14 -	51.110	+ 0.812	13:57:35.593

Weather / Track : Bright / Dry

Lydden Hill  
Circuit Length = 1.0000 miles  
Start: 13:44 End: 13:57

**John Taylor Handicap & Invicta Kit Car Challenge**  
**QUALIFYING - RACE 9 - LAP ANALYSIS**

<b>48</b>	<b>Simon HUTCHINSON</b>			I MG Midget			
1 -	54.403	+ 5.659	13:46:18.437	8 -	48.998	+ 0.254	13:52:09.980
2 -	55.340	+ 6.596	13:47:13.777	9 -	49.536	+ 0.792	13:52:59.516
3 -	49.880	+ 1.136	13:48:03.657	10 -	<b>48.744</b>		<b>13:53:48.260</b>
4 -	49.677	+ 0.933	13:48:53.334	11 -	49.086	+ 0.342	13:54:37.346
5 -	48.820	+ 0.076	13:49:42.154	12 -	49.599	+ 0.855	13:55:26.945
6 -	49.525	+ 0.781	13:50:31.679	13 -	49.416	+ 0.672	13:56:16.361
7 -	49.303	+ 0.559	13:51:20.982	14 -	49.077	+ 0.333	13:57:05.438
<b>49</b>	<b>Brian WATSON</b>			Lotus Elise			
1 -	54.979	+ 4.808	13:46:26.938	8 -	50.569	+ 0.398	13:52:26.462
2 -	51.945	+ 1.774	13:47:18.883	9 -	50.462	+ 0.291	13:53:16.924
3 -	52.107	+ 1.936	13:48:10.990	10 -	50.394	+ 0.223	13:54:07.318
4 -	52.205	+ 2.034	13:49:03.195	11 -	50.458	+ 0.287	13:54:57.776
5 -	50.819	+ 0.648	13:49:54.014	12 -	50.666	+ 0.495	13:55:48.442
6 -	50.791	+ 0.620	13:50:44.805	13 -	50.297	+ 0.126	13:56:38.739
7 -	51.088	+ 0.917	13:51:35.893	14 -	<b>50.171</b>		<b>13:57:28.910</b>
<b>62</b>	<b>Paul MARTIN-JONES</b>			Radical SR3			
1 -	54.043	+ 10.118	13:46:20.071	6 -	48.693	+ 4.768	13:50:19.716
2 -	50.938	+ 7.013	13:47:11.009	7 -	44.352	+ 0.427	13:51:04.068
3 -	47.058	+ 3.133	13:47:58.067	8 -	44.479	+ 0.554	13:51:48.547
4 -	46.606	+ 2.681	13:48:44.673	9 -	<b>43.925</b>		<b>13:52:32.472</b>
5 -	46.350	+ 2.425	13:49:31.023				
<b>95</b>	<b>Ian SWIFT</b>			BMW Mini Cooper JCW			
1 -	52.006	+ 1.412	13:46:11.327	6 -	51.050	+ 0.456	13:50:26.914
2 -	50.980	+ 0.386	13:47:02.307	7 -	51.009	+ 0.415	13:51:17.923
3 -	50.795	+ 0.201	13:47:53.102	8 -	51.026	+ 0.432	13:52:08.949
4 -	<b>50.594</b>		<b>13:48:43.696</b>	9 -	51.223	+ 0.629	13:53:00.172
5 -	52.168	+ 1.574	13:49:35.864				

Weather / Track : Bright / Dry

Lydden Hill  
 Circuit Length = 1.0000 miles  
 Start: 13:44 End: 13:57

# John Taylor Handicap & Invicta Kit Car Challenge

## RACE 9 - CLASSIFICATION

POS	NO	CL	NAME	ENTRY	LAPS	TIME	GAP	DIFF	MPH	BEST	ON
1	31		<b>Paul GIBB</b>	Caterham 7 HPC	12	9:08.982			78.68	44.190	6
2	9		<b>Darren BERRIS</b>	Westfield V8	12	9:15.224	<b>6.242</b>	6.242	77.80	45.210	6
3	95		<b>Ian SWIFT</b>	BMW Mini Cooper JCW	12	9:18.073	<b>9.091</b>	2.849	77.40	51.429	7
4	33		<b>Ian FLETCHER</b>	Fletcher Hornet Mk4	12	9:22.850	<b>13.868</b>	4.777	76.75	45.828	6
5	19	I	<b>Bruce WILSON</b>	Caterham CSR Superlight	12	9:23.639	<b>14.657</b>	0.789	76.64	44.424	12
6	40		<b>Jonathan GIBBS</b>	Caterham C400	12	9:24.501	<b>15.519</b>	0.862	76.52	44.295	9
7	49		<b>Brian WATSON</b>	Lotus Elise	12	9:33.190	<b>24.208</b>	8.689	75.36	50.465	5
8	48	I	<b>Simon HUTCHINSON</b>	MG Midget	12	9:33.510	<b>24.528</b>	0.320	75.32	48.658	5
9	43		<b>Ed FULLER</b>	Tiger Super 6	12	9:43.927	<b>34.945</b>	10.417	73.97	50.629	5
10	3		<b>Tal LAMBERT</b>	Fisher Fury	12	9:47.217	<b>38.235</b>	3.290	73.56	48.861	10

### NOT CLASSIFIED

DNF	16		<b>Trevor HANCOCK</b>	Peugeot 205 GTi	5	3:15.864	<b>7 laps</b>	7 laps	91.89	53.234	2
DNF	62		<b>Paul MARTIN-JONES</b>	Radical SR3	1	1:13.725	<b>11 laps</b>	4 laps	48.82		

### FASTEST LAP

	31		<b>Paul GIBB</b>	Caterham 7 HPC	6	44.190		81.46 mph		131.10 kph	
	19	I	<b>Bruce WILSON</b>	Caterham CSR Superlight	12	44.424		81.03 mph		130.41 kph	

Weather / Track : Cloudy / Dry

These results are provisional until the conclusion of any judicial and technical matters.

Lydden Hill

Circuit Length = 1.0000 miles

Start: 16:54 End: 17:04

Clerk of Course :		Timekeeper :	
-------------------	--	--------------	--