



SEMSEC

**Lydden Race Meeting
Lydden Circuit**

22nd October 2011

Results Provided by Timing Solutions Ltd
www.tsl-timing.com

SEMSEC Sports Racing & Kit Cars Championship

QUALIFYING - RACE 1 - CLASSIFICATION

POS	NO	CL	NAME	ENTRY	TIME	ON	LAPS	GAP	DIFF	MPH
1	20	8	Mark BURTON	Jade Trackstar	41.041	6	6			87.71
2	58	7	Charles HARVEY-KELLY	Radical SR4	41.872	5	5	0.831	0.831	85.97
3	9	7	Martin BAKER	Radical Clubsport	43.373	14	16	2.332	1.501	82.99
4	40	6	Jonathan GIBBS	Caterham C400	43.951	10	11	2.910	0.578	81.90
5	19	6	Bruce WILSON	CSR Superlight	44.187	11	16	3.146	0.236	81.46
6	31	6	Paul GIBB	Caterham 7 HPC	44.379	12	16	3.338	0.192	81.11
7	1	6	Steve GARNER	Westfield Megabusa	45.510	7	12	4.469	1.131	79.10

Weather / Track : Sunny / Dry
 These results are provisional until the conclusion of any judicial and technical matters.

Lydden Hill
 Circuit Length = 1.0000 miles
 Start: 12:36 End: 12:49

Clerk of Course :		Timekeeper :
-------------------	--	--------------

SEMSEC Sports Racing & Kit Cars Championship

QUALIFYING - RACE 1 - LAP ANALYSIS


1	Steve GARNER			6 Westfield Megabus		
1 -	58.896	+ 13.386	12:37:52.389	7 -	45.510	12:42:52.983
2 -	56.728	+ 11.218	12:38:49.117	8 -	45.996	+ 0.486
3 -	53.508	+ 7.998	12:39:42.625	9 -	45.564	+ 0.054
4 -	51.477	+ 5.967	12:40:34.102	10 -	46.265	+ 0.755
5 -	47.490	+ 1.980	12:41:21.592	11 -	45.941	+ 0.431
6 -	45.881	+ 0.371	12:42:07.473	12 -	48.154	+ 2.644
9	Martin BAKER			7 Radical Clubsport		
1 -	57.777	+ 14.404	12:37:54.638	9 -	43.920	+ 0.547
2 -	48.332	+ 4.959	12:38:42.970	10 -	44.135	+ 0.762
3 -	46.434	+ 3.061	12:39:29.404	11 -	43.581	+ 0.208
4 -	44.966	+ 1.593	12:40:14.370	12 -	43.579	+ 0.206
5 -	44.947	+ 1.574	12:40:59.317	13 -	43.511	+ 0.138
6 -	44.686	+ 1.313	12:41:44.003	14 -	43.373	12:47:34.336
7 -	44.119	+ 0.746	12:42:28.122	15 -	43.473	+ 0.100
8 -	44.115	+ 0.742	12:43:12.237	16 -	43.400	+ 0.027
19	Bruce WILSON			6 CSR Superlight		
1 -	56.970	+ 12.783	12:37:58.775	9 -	44.371	+ 0.184
2 -	49.371	+ 5.184	12:38:48.146	10 -	44.330	+ 0.143
3 -	47.958	+ 3.771	12:39:36.104	11 -	44.187	12:45:34.537
4 -	46.218	+ 2.031	12:40:22.322	12 -	44.249	+ 0.062
5 -	45.308	+ 1.121	12:41:07.630	13 -	48.028	+ 3.841
6 -	44.941	+ 0.754	12:41:52.571	14 -	44.214	+ 0.027
7 -	44.340	+ 0.153	12:42:36.911	15 -	44.552	+ 0.365
8 -	44.738	+ 0.551	12:43:21.649	16 -	44.435	+ 0.248
20	Mark BURTON			8 Jade Trackstar		
1 -	56.453	+ 15.412	12:37:52.761	4 -	43.332	+ 2.291
2 -	48.419	+ 7.378	12:38:41.180	5 -	41.622	+ 0.581
3 -	47.065	+ 6.024	12:39:28.245	6 -	41.041	12:41:34.240
31	Paul GIBB			6 Caterham 7 HPC		
1 -	59.320	+ 14.941	12:37:54.356	9 -	44.436	+ 0.057
2 -	51.599	+ 7.220	12:38:45.955	10 -	44.393	+ 0.014
3 -	47.628	+ 3.249	12:39:33.583	11 -	44.515	+ 0.136
4 -	46.230	+ 1.851	12:40:19.813	12 -	44.379	12:46:17.526
5 -	45.438	+ 1.059	12:41:05.251	13 -	44.397	+ 0.018
6 -	45.123	+ 0.744	12:41:50.374	14 -	44.425	+ 0.046
7 -	44.743	+ 0.364	12:42:35.117	15 -	45.079	+ 0.700
8 -	44.686	+ 0.307	12:43:19.803	16 -	44.846	+ 0.467
40	Jonathan GIBBS			6 Caterham C400		
1 -	1:03.298	+ 19.347	12:37:58.182	7 -	44.599	+ 0.648
2 -	54.694	+ 10.743	12:38:52.876	8 -	44.376	+ 0.425
3 -	50.004	+ 6.053	12:39:42.880	9 -	44.234	+ 0.283
4 -	46.602	+ 2.651	12:40:29.482	10 -	43.951	12:44:56.707
5 -	45.699	+ 1.748	12:41:15.181	11 -	44.450	+ 0.499
6 -	44.366	+ 0.415	12:41:59.547			
58	Charles HARVEY-KELLY			7 Radical SR4		
1 -	56.885	+ 15.013	12:37:55.925	4 -	42.122	+ 0.250
2 -	47.663	+ 5.791	12:38:43.588	5 -	41.872	12:40:50.950
3 -	43.368	+ 1.496	12:39:26.956			

Weather / Track : Sunny / Dry

Lydden Hill
Circuit Length = 1.0000 miles
Start: 12:36 End: 12:49

SEMSEC Sports Racing & Kit Cars Championship

RACE 1 - GRID

ROW 4	45.510 1 Steve GARNER	
ROW 3	44.187 19 Bruce WILSON	44.379 31 Paul GIBB
ROW 2	43.373 9 Martin BAKER	43.951 40 Jonathan GIBBS
ROW 1	41.041 20 Mark BURTON	41.872 58 Charles HARVEY-KELLY
Pole		
		

Lydden Hill
Circuit Length = 1.0000 miles

These results are provisional until the conclusion of any judicial and technical matters.

Clerk of Course :		Timekeeper :
-------------------	--	--------------

SEMSEC Sports Racing & Kit Cars Championship

RACE 1 - CLASSIFICATION

POS	NO	CL	NAME	ENTRY	LAPS	TIME	GAP	DIFF	MPH	BEST	ON
1	20	8	Mark BURTON	Jade Trackstar	15	10:26.934			86.13	40.846	10
2	58	7	Charles HARVEY-KELLY	Radical SR4	15	10:47.833	20.899	20.899	83.35	42.129	7
3	9	7	Martin BAKER	Radical Clubsport	15	10:57.833	30.899	10.000	82.08	43.015	14
4	31	6	Paul GIBB	Caterham 7 HPC	15	11:09.666	42.732	11.833	80.63	43.977	6
5	19	6	Bruce WILSON	CSR Superlight	15	11:09.873	42.939	0.207	80.61	44.083	11
6	40	6	Jonathan GIBBS	Caterham C400	14	10:31.498	1 lap	1 lap	79.80	43.805	8
7	1	6	Steve GARNER	Westfield Megabusa	14	10:44.033	1 lap	12.535	78.25	45.088	3

FASTEST LAP

20	8	Mark BURTON	Jade Trackstar	10	40.846	88.13 mph	141.83 kph
58	7	Charles HARVEY-KELLY	Radical SR4	7	42.129	85.44 mph	137.51 kph
40	6	Jonathan GIBBS	Caterham C400	8	43.805	82.18 mph	132.25 kph

Weather / Track : Sunny / Dry

These results are provisional until the conclusion of any judicial and technical matters.

Lydden Hill

Circuit Length = 1.0000 miles

Start: 13:58 End: 14:09

Clerk of Course :

Timekeeper :

SEMSEC Sports Racing & Kit Cars Championship
RACE 1 - LAP CHART

Lap 1			Lap 2			Lap 3			Lap 4			Lap 5		
No	Behind	Laptime	No	Behind	Laptime	No	Behind	Laptime	No	Behind	Laptime	No	Behind	Laptime
20		44.953	20		41.301	20		41.360	20		41.725	20		41.076
19	3.685	48.638	19	6.912	44.528	58	9.528	43.355	58	10.315	42.512	58	11.562	42.323
9	4.408	49.361	9	7.344	44.237	19	10.197	44.645	9	12.406	43.604	9	14.878	43.548
31	4.945	49.898	58	7.533	43.712	9	10.527	44.543	19	13.426	44.954	31	16.557	44.039
58	5.122	50.075	31	8.224	44.580	31	10.901	44.037	31	13.594	44.418	19	16.845	44.495
40	5.182	50.135	1	9.956	45.122	1	13.684	45.088	1	17.513	45.554	1	21.830	45.393
1	6.135	51.088	40	10.393	46.512	40	13.933	44.900	40	17.809	45.601	40	22.012	45.279

Weather / Track : Sunny / Dry

Lydden Hill
 Circuit Length = 1.0000 miles
 Start: 13:58 End: 14:09

SEMSEC Sports Racing & Kit Cars Championship
RACE 1 - LAP CHART

Lap 6			Lap 7			Lap 8			Lap 9			Lap 10		
No	Behind	Laptime	No	Behind	Laptime	No	Behind	Laptime	No	Behind	Laptime	No	Behind	Laptime
20		41.209	20		41.371	20		41.500	20		41.526	20		40.846
58	12.783	42.430	58	13.541	42.129	58	14.568	42.527	58	15.475	42.433	58	17.653	43.024
9	16.863	43.194	9	18.801	43.309	9	20.679	43.378	9	22.484	43.331	9	24.938	43.300
31	19.325	43.977	31	22.117	44.163	31	25.015	44.398	31	27.600	44.111	31	31.256	44.502
19	19.806	44.170	19	22.645	44.210	19	25.288	44.143	19	28.060	44.298	19	31.718	44.504
40	25.779	44.976	40	28.433	44.025	40	30.738	43.805	40	33.114	43.902	40	37.021	44.753
1	26.073	45.452	1	29.938	45.236	1	33.846	45.408	1	37.849	45.529			

Weather / Track : Sunny / Dry

Lydden Hill
 Circuit Length = 1.0000 miles
 Start: 13:58 End: 14:09

SEMSEC Sports Racing & Kit Cars Championship
RACE 1 - LAP CHART


Lap 11			Lap 12			Lap 13			Lap 14			Lap 15		
No	Behind	Laptime	No	Behind	Laptime	No	Behind	Laptime	No	Behind	Laptime	No	Behind	Laptime
20		41.849	20		41.581	20		41.745	20		41.906	20		42.986
1	1 LAP	46.635	1	1 LAP	45.805	40	1 LAP	44.397	40	1 LAP	44.476	40	1 LAP	44.490
58	18.180	42.376	58	18.973	42.374	1	1 LAP	45.563	1	1 LAP	46.061	1	1 LAP	46.099
9	26.372	43.283	9	27.907	43.116	58	19.710	42.482	58	20.728	42.924	58	20.899	43.157
31	33.582	44.175	31	36.287	44.286	9	29.463	43.301	9	30.572	43.015	9	30.899	43.313
19	33.952	44.083	19	36.711	44.340	31	38.727	44.185	31	41.285	44.464	31	42.732	44.433
40	39.419	44.247				19	39.206	44.240	19	41.825	44.525	19	42.939	44.100

Weather / Track : Sunny / Dry

Lydden Hill
 Circuit Length = 1.0000 miles
 Start: 13:58 End: 14:09

SEMSEC Sports Racing & Kit Cars Championship

RACE 5 - GRID

ROW 4	1	Steve GARNER		
ROW 3	19	Bruce WILSON	40	Jonathan GIBBS
ROW 2	9	Martin BAKER	31	Paul GIBB
ROW 1	20	Mark BURTON	58	Charles HARVEY-KELLY
Pole				
				

Lydden Hill
Circuit Length = 1.0000 miles

These results are provisional until the conclusion of any judicial and technical matters.

Clerk of Course :		Timekeeper :
-------------------	--	--------------

SEMSEC Sports Racing & Kit Cars Championship

RACE 5 - CLASSIFICATION

POS	NO	CL	NAME	ENTRY	LAPS	TIME	GAP	DIFF	MPH	BEST	ON
1	20	8	Mark BURTON	Jade Trackstar	15	10:28.305			85.94	40.464	11
2	58	7	Charles HARVEY-KELLY	Radical SR4	15	10:44.339	16.034	16.034	83.80	42.133	3
3	9	7	Martin BAKER	Radical Clubsport	15	10:46.295	17.990	1.956	83.55	42.400	5
4	31	6	Paul GIBB	Caterham 7 HPC	14	10:30.466	1 lap	1 lap	79.93	44.247	9
5	19	6	Bruce WILSON	CSR Superlight	14	10:30.971	1 lap	0.505	79.87	44.019	11
6	40	6	Jonathan GIBBS	Caterham C400	14	10:31.681	1 lap	0.710	79.78	43.892	7
NOT CLASSIFIED											
DNF	1	6	Steve GARNER	Westfield Megabusa	3	2:22.007	12 laps	11 laps	76.05	44.943	3
FASTEST LAP											
20	8		Mark BURTON	Jade Trackstar	11	40.464			88.96 mph	143.17 kph	
58	7		Charles HARVEY-KELLY	Radical SR4	3	42.133			85.44 mph	137.50 kph	
40	6		Jonathan GIBBS	Caterham C400	7	43.892			82.01 mph	131.99 kph	

Weather / Track : Sunny / Dry
 These results are provisional until the conclusion of any judicial and technical matters.

Lydden Hill
 Circuit Length = 1.0000 miles
 Start: 15:19 End: 15:30

Clerk of Course :		Timekeeper :
-------------------	--	--------------

SEMSEC Sports Racing & Kit Cars Championship
RACE 5 - LAP CHART

Lap 1			Lap 2			Lap 3			Lap 4			Lap 5		
No	Behind	Laptime	No	Behind	Laptime	No	Behind	Laptime	No	Behind	Laptime	No	Behind	Laptime
20		46.522	20		40.927	20		41.285	20		41.388	20		41.629
58	0.579	47.101	58	2.050	42.398	58	2.898	42.133	58	3.863	42.353	58	4.945	42.711
9	1.731	48.253	9	3.774	42.970	9	5.092	42.603	9	6.392	42.688	9	7.163	42.400
31	4.032	50.554	31	7.867	44.762	31	11.352	44.770	31	14.542	44.578	31	17.423	44.510
19	4.439	50.961	19	8.555	45.043	19	12.149	44.879	19	15.620	44.859	19	18.252	44.261
1	5.239	51.761	1	9.615	45.303	1	13.273	44.943	40	17.724	45.595	40	20.045	43.950
40	5.659	52.181	40	9.873	45.141	40	13.517	44.929						

Weather / Track : Sunny / Dry

Lydden Hill
 Circuit Length = 1.0000 miles
 Start: 15:19 End: 15:30

SEMSEC Sports Racing & Kit Cars Championship
RACE 5 - LAP CHART

Lap 6			Lap 7			Lap 8			Lap 9			Lap 10		
No	Behind	Laptime	No	Behind	Laptime	No	Behind	Laptime	No	Behind	Laptime	No	Behind	Laptime
20		41.714	20		41.435	20		40.967	20		40.953	20		40.593
58	5.658	42.427	58	6.956	42.733	58	8.307	42.318	58	9.847	42.493	58	11.913	42.659
9	8.081	42.632	9	9.424	42.778	9	11.464	43.007	9	13.145	42.634	9	15.187	42.635
31	20.428	44.719	31	23.521	44.528	31	27.200	44.646	31	30.494	44.247	31	34.892	44.991
19	20.698	44.160	19	23.896	44.633	19	27.456	44.527	19	30.698	44.195	19	35.626	45.521
40	22.294	43.963	40	24.751	43.892	40	27.878	44.094	40	31.296	44.371	40	35.861	45.158

Weather / Track : Sunny / Dry

Lydden Hill
 Circuit Length = 1.0000 miles
 Start: 15:19 End: 15:30

SEMSEC Sports Racing & Kit Cars Championship
RACE 5 - LAP CHART

Lap 11			Lap 12			Lap 13			Lap 14			Lap 15		
No	Behind	Laptime	No	Behind	Laptime	No	Behind	Laptime	No	Behind	Laptime	No	Behind	Laptime
20		40.464	20		40.752	20		43.226	20		43.272	20		43.178
58	14.543	43.094	58	16.975	43.184	19	1 LAP	45.181	31	1 LAP	45.143	31	1 LAP	44.374
9	17.510	42.787	9	19.553	42.795	40	1 LAP	44.741	19	1 LAP	44.599	19	1 LAP	44.133
31	38.774	44.346	31	42.320	44.298	58	16.614	42.865	40	1 LAP	44.876	40	1 LAP	44.251
19	39.181	44.019				9	18.912	42.585	58	16.299	42.957	58	16.034	42.913
40	39.936	44.539							9	18.433	42.793	9	17.990	42.735

Weather / Track : Sunny / Dry

Lydden Hill
 Circuit Length = 1.0000 miles
 Start: 15:19 End: 15:30

SEMSEC Saloons & Sports Car Championship & Meridan 14/16 Challenge

QUALIFYING - RACE 2 - CLASSIFICATION

POS	NO	CL	NAME	ENTRY	TIME	ON	LAPS	GAP	DIFF	MPH
1	26	2	Bill RICHARDS	Rover Mini Clubman	45.571	6	10			78.99
2	96	3	Nigel CRAIG	Ford RS2000	46.820	4	8	1.249	1.249	76.88
3	34	4	Robert KNOX	Maguire Stiletto	47.647	7	13	2.076	0.827	75.55
4	27	2	Stuart GIBBONS	Ginetta G20	48.718	6	10	3.147	1.071	73.89
5	8	4	Thomas CAREY	Hilman Imp	48.901	9	12	3.330	0.183	73.61
6	17	3	Tony SKELTON	Renault Clio	49.277	5	6	3.706	0.376	73.05
7	13	4	Mary GRINHAM	Rover/Maguire Mini	49.370	6	14	3.799	0.093	72.91
8	7	2	Peter OSBORNE	Renault Clio 16v	49.481	4	12	3.910	0.111	72.75
9	74	1	Paul BERNAL-RYAN	MG Midget	49.750	8	9	4.179	0.269	72.35
10	14	4	Stephen HARRINGTON	Honda S2000	49.918	7	9	4.347	0.168	72.11
11	31	4	John AITKENHEAD	Volkswagen Beetle	50.572	5	11	5.001	0.654	71.18
12	39	M	William HORNSEY	Peugeot 106 Rallye	51.062	6	14	5.491	0.490	70.50
13	3	3	Mark GARNER	Renault Spider Cup	51.522	4	14	5.951	0.460	69.87
14	48	3	Christopher GOULD	Mitsubishi Lancer Evo 4	51.602	9	9	6.031	0.080	69.76
15	45	M	John HILL	Peugeot 205 GTi	54.057	5	13	8.486	2.455	66.59

Weather / Track : Sunny / Dry
 These results are provisional until the conclusion of any judicial and technical matters.

Lydden Hill
 Circuit Length = 1.0000 miles
 Start: 12:50 End: 13:03

Clerk of Course :		Timekeeper :
-------------------	--	--------------

SEMSEC Saloons & Sports Car Championship & Meridan 14/16 Challenge

QUALIFYING - RACE 2 - LAP ANALYSIS

3	Mark GARNER			3 Renault Spider Cup			
1 -	1:00.031	+ 8.509	12:52:14.385	8 -	57.726	+ 6.204	12:58:28.367
2 -	53.376	+ 1.854	12:53:07.761	9 -	51.727	+ 0.205	12:59:20.094
3 -	52.545	+ 1.023	12:54:00.306	10 -	53.176	+ 1.654	13:00:13.270
4 -	51.522		12:54:51.828	11 -	52.873	+ 1.351	13:01:06.143
5 -	51.684	+ 0.162	12:55:43.512	12 -	55.661	+ 4.139	13:02:01.804
6 -	54.067	+ 2.545	12:56:37.579	13 -	52.570	+ 1.048	13:02:54.374
7 -	53.062	+ 1.540	12:57:30.641	14 -	52.916	+ 1.394	13:03:47.290
7	Peter OSBORNE			2 Renault Clio 16v			
1 -	1:00.919	+ 11.438	12:52:08.759	7 -	51.729	+ 2.248	12:57:17.194
2 -	55.729	+ 6.248	12:53:04.488	8 -	1:02.862	+ 13.381	12:58:20.056
3 -	51.222	+ 1.741	12:53:55.710	9 -	56.147	+ 6.666	12:59:16.203
4 -	49.481		12:54:45.191	10 -	49.732	+ 0.251	13:00:05.935
5 -	50.611	+ 1.130	12:55:35.802	11 -	56.894	+ 7.413	13:01:02.829
6 -	49.663	+ 0.182	12:56:25.465	12 -	1:04.551	+ 15.070	13:02:07.380
8	Thomas CAREY			4 Hilman Imp			
1 -	1:10.842	+ 21.941	12:52:25.575	7 -	58.077	+ 9.176	12:58:48.249
2 -	1:06.064	+ 17.163	12:53:31.639	8 -	49.373	+ 0.472	12:59:37.622
3 -	1:04.034	+ 15.133	12:54:35.673	9 -	48.901		13:00:26.523
4 -	1:06.765	+ 17.864	12:55:42.438	10 -	51.521	+ 2.620	13:01:18.044
5 -	1:05.907	+ 17.006	12:56:48.345	11 -	49.359	+ 0.458	13:02:07.403
6 -	1:01.827	+ 12.926	12:57:50.172	12 -	49.136	+ 0.235	13:02:56.539
13	Mary GRINHAM			4 Rover/Maguire Mini			
1 -	1:00.807	+ 11.437	12:52:09.133	8 -	50.154	+ 0.784	12:58:04.119
2 -	52.522	+ 3.152	12:53:01.655	9 -	51.200	+ 1.830	12:58:55.319
3 -	51.687	+ 2.317	12:53:53.342	10 -	51.553	+ 2.183	12:59:46.872
4 -	51.247	+ 1.877	12:54:44.589	11 -	51.627	+ 2.257	13:00:38.499
5 -	50.566	+ 1.196	12:55:35.155	12 -	51.936	+ 2.566	13:01:30.435
6 -	49.370		12:56:24.525	13 -	50.059	+ 0.689	13:02:20.494
7 -	49.440	+ 0.070	12:57:13.965	14 -	50.676	+ 1.306	13:03:11.170
14	Stephen HARRINGTON			4 Honda S2000			
1 -	1:01.033	+ 11.115	12:52:17.009	6 -	51.160	+ 1.242	12:56:35.144
2 -	54.684	+ 4.766	12:53:11.693	7 -	49.918		12:57:25.062
3 -	51.274	+ 1.356	12:54:02.967	8 -	50.522	+ 0.604	12:58:15.584
4 -	50.428	+ 0.510	12:54:53.395	9 -	51.430	+ 1.512	12:59:07.014
5 -	50.589	+ 0.671	12:55:43.984				
17	Tony SKELTON			3 Renault Clio			
1 -	1:01.765	+ 12.488	12:52:25.240	4 -	49.442	+ 0.165	12:54:57.724
2 -	52.928	+ 3.651	12:53:18.168	5 -	49.277		12:55:47.001
3 -	50.114	+ 0.837	12:54:08.282	6 -	50.959	+ 1.682	12:56:37.960
26	Bill RICHARDS			2 Rover Mini Clubman			
1 -	58.465	+ 12.894	12:52:09.517	6 -	45.571		12:56:07.283
2 -	50.978	+ 5.407	12:53:00.495	7 -	45.697	+ 0.126	12:56:52.980
3 -	47.999	+ 2.428	12:53:48.494	8 -	46.175	+ 0.604	12:57:39.155
4 -	47.020	+ 1.449	12:54:35.514	9 -	47.095	+ 1.524	12:58:26.250
5 -	46.198	+ 0.627	12:55:21.712	10 -	46.005	+ 0.434	12:59:12.255
27	Stuart GIBBONS			2 Ginetta G20			
1 -	1:01.068	+ 12.350	12:52:10.459	6 -	48.718		12:56:21.134
2 -	51.900	+ 3.182	12:53:02.359	7 -	49.289	+ 0.571	12:57:10.423
3 -	51.194	+ 2.476	12:53:53.553	8 -	49.657	+ 0.939	12:58:00.080
4 -	49.126	+ 0.408	12:54:42.679	9 -	52.070	+ 3.352	12:58:52.150
5 -	49.737	+ 1.019	12:55:32.416	10 -	50.349	+ 1.631	12:59:42.499

Weather / Track : Sunny / Dry

Lydden Hill
Circuit Length = 1.0000 miles
Start: 12:50 End: 13:03

SEMSEC Saloons & Sports Car Championship & Meridan 14/16 Challenge

QUALIFYING - RACE 2 - LAP ANALYSIS


31	John AITKENHEAD		4 Volkswagen Beetle				
1 -	1:06.700	+ 16.128	12:52:23.418	7 -	53.943	+ 3.371	12:57:39.860
2 -	56.191	+ 5.619	12:53:19.609	8 -	1:04.895	+ 14.323	12:58:44.755
3 -	52.693	+ 2.121	12:54:12.302	9 -	50.861	+ 0.289	12:59:35.616
4 -	51.134	+ 0.562	12:55:03.436	10 -	50.719	+ 0.147	13:00:26.335
5 -	50.572		12:55:54.008	11 -	52.950	+ 2.378	13:01:19.285
6 -	51.909	+ 1.337	12:56:45.917				
34	Robert KNOX		4 Maguire Stiletto				
1 -	59.851	+ 12.204	12:52:06.874	8 -	48.242	+ 0.595	12:57:50.832
2 -	52.795	+ 5.148	12:52:59.669	9 -	49.513	+ 1.866	12:58:40.345
3 -	49.850	+ 2.203	12:53:49.519	10 -	49.246	+ 1.599	12:59:29.591
4 -	48.805	+ 1.158	12:54:38.324	11 -	49.278	+ 1.631	13:00:18.869
5 -	48.379	+ 0.732	12:55:26.703	12 -	48.453	+ 0.806	13:01:07.322
6 -	48.240	+ 0.593	12:56:14.943	13 -	49.898	+ 2.251	13:01:57.220
7 -	47.647		12:57:02.590				
39	William HORNSEY		M Peugeot 106 Rallye				
1 -	58.862	+ 7.800	12:52:11.411	8 -	51.332	+ 0.270	12:58:14.683
2 -	53.933	+ 2.871	12:53:05.344	9 -	52.805	+ 1.743	12:59:07.488
3 -	52.307	+ 1.245	12:53:57.651	10 -	53.748	+ 2.686	13:00:01.236
4 -	51.650	+ 0.588	12:54:49.301	11 -	52.825	+ 1.763	13:00:54.061
5 -	51.447	+ 0.385	12:55:40.748	12 -	52.257	+ 1.195	13:01:46.318
6 -	51.062		12:56:31.810	13 -	52.289	+ 1.227	13:02:38.607
7 -	51.541	+ 0.479	12:57:23.351	14 -	51.460	+ 0.398	13:03:30.067
45	John HILL		M Peugeot 205 GTi				
1 -	1:08.264	+ 14.207	12:52:26.070	8 -	57.041	+ 2.984	12:58:53.945
2 -	55.746	+ 1.689	12:53:21.816	9 -	55.236	+ 1.179	12:59:49.181
3 -	55.873	+ 1.816	12:54:17.689	10 -	54.576	+ 0.519	13:00:43.757
4 -	54.324	+ 0.267	12:55:12.013	11 -	54.819	+ 0.762	13:01:38.576
5 -	54.057		12:56:06.070	12 -	54.787	+ 0.730	13:02:33.363
6 -	55.751	+ 1.694	12:57:01.821	13 -	54.638	+ 0.581	13:03:28.001
7 -	55.083	+ 1.026	12:57:56.904				
48	Christopher GOULD		3 Mitsubishi Lancer Evo 4				
1 -	1:05.734	+ 14.132	12:52:16.126	6 -	54.980	+ 3.378	12:56:48.772
2 -	57.763	+ 6.161	12:53:13.889	7 -	53.184	+ 1.582	12:57:41.956
3 -	52.447	+ 0.845	12:54:06.336	8 -	54.000	+ 2.398	12:58:35.956
4 -	54.763	+ 3.161	12:55:01.099	9 -	51.602		12:59:27.558
5 -	52.693	+ 1.091	12:55:53.792				
74	Paul BERNAL-RYAN		1 MG Midget				
1 -	58.527	+ 8.777	12:52:01.310	6 -	50.277	+ 0.527	12:56:18.980
2 -	53.248	+ 3.498	12:52:54.558	7 -	49.988	+ 0.238	12:57:08.968
3 -	51.622	+ 1.872	12:53:46.180	8 -	49.750		12:57:58.718
4 -	51.129	+ 1.379	12:54:37.309	9 -	52.057	+ 2.307	12:58:50.775
5 -	51.394	+ 1.644	12:55:28.703				
96	Nigel CRAIG		3 Ford RS2000				
1 -	1:00.568	+ 13.748	12:52:06.075	5 -	4:04.792	+ 3:17.972	12:58:43.924
2 -	54.367	+ 7.547	12:53:00.442	6 -	49.873	+ 3.053	12:59:33.797
3 -	51.870	+ 5.050	12:53:52.312	7 -	48.318	+ 1.498	13:00:22.115
4 -	46.820		12:54:39.132	8 -	47.368	+ 0.548	13:01:09.483

Weather / Track : Sunny / Dry

Lydden Hill
Circuit Length = 1.0000 miles
Start: 12:50 End: 13:03

SEMSEC Saloons & Sports Car Championship & Meriden 14/16 Challenge

RACE 2 - GRID

ROW 8	54.057 45 John HILL	
ROW 7	51.522 3 Mark GARNER	51.602 48 Christopher GOULD
ROW 6	50.572 31 John AITKENHEAD	51.062 39 William HORNSEY
ROW 5	49.750 74 Paul BERNAL-RYAN	49.918 14 Stephen HARRINGTON
ROW 4	49.370 13 Mary GRINHAM	49.481 7 Peter OSBORNE
ROW 3	48.901 8 Thomas CAREY	49.277 17 Tony SKELTON
ROW 2	47.647 34 Robert KNOX	48.718 27 Stuart GIBBONS
ROW 1	45.571 26 Bill RICHARDS	46.820 96 Nigel CRAIG
Pole		
		

Lydden Hill
Circuit Length = 1.0000 miles

SEMSEC Saloons & Sports Car Championship & Meriden 14/16 Challenge

RACE 2 - CLASSIFICATION

POS	NO	CL	NAME	ENTRY	LAPS	TIME	GAP	DIFF	MPH	BEST	ON
1	26	2	Bill RICHARDS	Rover Mini Clubman	15	11:58.071			75.19	46.801	2
2	96	3	Nigel CRAIG	Ford RS2000	15	11:58.541	0.470	0.470	75.15	47.183	5
3	34	4	Robert KNOX	Maguire Stiletto	15	12:04.251	6.180	5.710	74.55	46.931	3
4	7	2	Peter OSBORNE	Renault Clio 16v	15	12:32.072	34.001	27.821	71.79	49.159	8
5	74	1	Paul BERNAL-RYAN	MG Midget	15	12:32.806	34.735	0.734	71.72	49.019	7
6	27	2	Stuart GIBBONS	Ginetta G20	15	12:33.377	35.306	0.571	71.67	48.573	14
7	17	3	Tony SKELTON	Renault Clio	15	12:33.598	35.527	0.221	71.65	48.568	15
8	14	4	Stephen HARRINGTON	Honda S2000	15	12:34.566	36.495	0.968	71.56	48.300	9
9	3	3	Mark GARNER	Renault Spider Cup	14	12:11.038	1 lap	1 lap	68.94	50.267	14
10	39	M	William HORNSEY	Peugeot 106 Rallye	14	12:12.195	1 lap	1.157	68.83	51.311	8
11	48	3	Christopher GOULD	Mitsubishi Lancer Evo 4	14	12:28.094	1 lap	15.899	67.36	51.654	11
12	13	4	Mary GRINHAM	Rover/Maguire Mini	14	12:47.718	1 lap	19.624	65.64	48.556	2
13	45	M	John HILL	Peugeot 205 GTi	13	12:09.584	2 laps	1 lap	64.14	54.768	4

NOT CLASSIFIED

DNF	31	4	John AITKENHEAD	Volkswagen Beetle	11	9:17.549	4 laps	2 laps	71.02	49.343	10
DNF	8	4	Thomas CAREY	Hilman Imp	0						

FASTEST LAP

26	2	Bill RICHARDS	Rover Mini Clubman	2	46.801	76.91 mph	123.78 kph
34	4	Robert KNOX	Maguire Stiletto	3	46.931	76.70 mph	123.44 kph
96	3	Nigel CRAIG	Ford RS2000	5	47.183	76.29 mph	122.78 kph
74	1	Paul BERNAL-RYAN	MG Midget	7	49.019	73.43 mph	118.18 kph
39	M	William HORNSEY	Peugeot 106 Rallye	8	51.311	70.15 mph	112.90 kph

Weather / Track : Sunny / Dry

These results are provisional until the conclusion of any judicial and technical matters.

Lydden Hill

Circuit Length = 1.0000 miles

Start: 14:15 End: 14:28

Clerk of Course :		Timekeeper :	
-------------------	--	--------------	--

SEMSEC Saloons & Sports Car Championship & Meriden 14/16 Challenge
RACE 2 - LAP CHART

Lap 1			Lap 2			Lap 3			Lap 4			Lap 5		
No	Behind	Laptime	No	Behind	Laptime	No	Behind	Laptime	No	Behind	Laptime	No	Behind	Laptime
96		52.882	96		47.606	96		47.258	96		47.445	96		47.183
26	1.318	54.200	26	0.513	46.801	26	0.285	47.030	26	0.368	47.528	26	0.205	47.020
34	1.757	54.639	34	1.512	47.361	34	1.185	46.931	34	0.852	47.112	34	0.869	47.200
13	2.203	55.085	13	3.153	48.556	13	4.722	48.827	13	7.661	50.384	7	13.029	50.021
31	4.093	56.975	7	6.218	49.429	7	8.336	49.376	7	10.191	49.300	13	14.543	54.065
7	4.395	57.277	31	7.486	50.999	31	10.339	50.111	31	12.661	49.767	31	14.979	49.501
74	4.838	57.720	74	7.837	50.605	74	10.805	50.226	74	13.048	49.688	74	15.495	49.630
39	5.471	58.353	27	9.465	51.195	27	13.227	51.020	27	15.568	49.786	27	18.023	49.638
27	5.876	58.758	39	9.987	52.122	17	13.945	50.706	17	16.105	49.605	17	18.719	49.797
3	6.362	59.244	17	10.497	51.000	39	14.973	52.244	39	19.503	51.975	14	22.776	50.304
17	7.103	59.985	3	11.093	52.337	14	15.193	51.161	14	19.655	51.907	39	24.020	51.700
14	7.783	1:00.665	14	11.290	51.113	3	16.082	52.247	3	20.612	51.975	3	24.934	51.505
45	10.261	1:03.143	45	17.980	55.325	48	23.378	52.593	48	27.861	51.928	48	32.761	52.083
48	10.758	1:03.640	48	18.043	54.891	45	25.832	55.110	45	33.155	54.768	45	40.741	54.769

Weather / Track : Sunny / Dry

Lydden Hill
 Circuit Length = 1.0000 miles
 Start: 14:15 End: 14:28

SEMSEC Saloons & Sports Car Championship & Meriden 14/16 Challenge

RACE 2 - LAP CHART

Lap 6			Lap 7			Lap 8			Lap 9			Lap 10		
No	Behind	Laptime	No	Behind	Laptime	No	Behind	Laptime	No	Behind	Laptime	No	Behind	Laptime
96		47.782	26		47.085	26		47.781	26		46.946	26		47.493
26	0.238	47.815	96	0.651	47.974	96	0.537	47.667	48	1 LAP	52.647	96	0.820	47.532
34	0.646	47.559	34	1.080	47.757	34	0.999	47.700	96	0.781	47.190	34	1.765	47.668
7	14.690	49.443	45	1 LAP	55.711	45	1 LAP	54.808	34	1.590	47.537	13	1 LAP	56.705
31	16.799	49.602	7	16.880	49.513	7	18.258	49.159	45	1 LAP	55.088	48	1 LAP	54.597
74	17.731	50.018	31	19.093	49.617	31	20.698	49.386	7	20.610	49.298	7	22.303	49.186
27	19.506	49.265	74	19.427	49.019	74	21.217	49.571	31	23.124	49.372	45	1 LAP	55.308
17	19.947	49.010	27	21.311	49.128	27	22.456	48.926	74	23.651	49.380	31	24.974	49.343
14	24.327	49.333	17	21.817	49.193	17	23.239	49.203	27	24.648	49.138	74	25.517	49.359
13	27.423	1:00.662	14	25.654	48.650	14	26.416	48.543	17	25.286	48.993	27	26.277	49.122
39	28.254	52.016	39	33.293	52.362	39	36.823	51.311	14	27.770	48.300	17	26.647	48.854
3	28.737	51.585	3	33.905	52.491	3	37.716	51.592	39	41.375	51.498	14	29.279	49.002
48	37.201	52.222	13	35.922	55.822	13	43.908	55.767	3	41.804	51.034	39	45.198	51.316
			48	42.101	52.223							3	45.686	51.375

Weather / Track : Sunny / Dry

Lydden Hill
 Circuit Length = 1.0000 miles
 Start: 14:15 End: 14:28

SEMSEC Saloons & Sports Car Championship & Meriden 14/16 Challenge

RACE 2 - LAP CHART


Lap 11			Lap 12			Lap 13			Lap 14			Lap 15		
No	Behind	Laptime	No	Behind	Laptime	No	Behind	Laptime	No	Behind	Laptime	No	Behind	Laptime
26		47.147	26		47.669	26		47.787	26		48.024	26		47.745
96	1.069	47.396	96	0.743	47.343	96	1.141	48.185	96	0.870	47.753	96	0.470	47.345
34	2.071	47.453	39	1 LAP	51.912	34	3.061	48.279	45	2 LAPS	57.549	34	6.180	50.285
48	1 LAP	53.358	34	2.569	48.167	39	1 LAP	51.867	34	3.640	48.603	45	2 LAPS	56.261
13	1 LAP	58.178	3	1 LAP	52.927	3	1 LAP	51.139	39	1 LAP	51.630	3	1 LAP	50.267
7	24.889	49.733	48	1 LAP	51.654	48	1 LAP	51.898	3	1 LAP	51.320	39	1 LAP	51.889
74	28.111	49.741	13	1 LAP	56.466	7	29.847	50.670	48	1 LAP	52.414	48	1 LAP	51.946
27	29.399	50.269	7	26.964	49.744	74	32.096	49.859	7	31.910	50.087	7	34.001	49.836
17	29.603	50.103	74	30.024	49.582	27	33.301	49.780	74	33.355	49.283	74	34.735	49.125
31	30.703	52.876	27	31.308	49.578	17	33.929	49.919	27	33.850	48.573	27	35.306	49.201
14	31.040	48.908	17	31.797	49.863	14	34.299	49.343	17	34.704	48.799	17	35.527	48.568
45	1 LAP	56.197	14	32.743	49.372	13	1 LAP	58.773	14	35.372	49.097	14	36.495	48.868
			45	1 LAP	55.547				13	1 LAP	54.342	13	1 LAP	54.086

Weather / Track : Sunny / Dry

Lydden Hill
 Circuit Length = 1.0000 miles
 Start: 14:15 End: 14:28

SEMSEC Saloons & Sports Car Championship

RACE 6 - GRID

ROW 7	8 Thomas CAREY		
ROW 6		13 Mary GRINHAM	31 John AITKENHEAD
ROW 5	3 Mark GARNER		48 Christopher GOULD
ROW 4		17 Tony SKELTON	14 Stephen HARRINGTON
ROW 3	74 Paul BERNAL-RYAN		27 Stuart GIBBONS
ROW 2		34 Robert KNOX	7 Peter OSBORNE
ROW 1	26 Bill RICHARDS		96 Nigel CRAIG
	Pole		
			

Lydden Hill
Circuit Length = 1.0000 miles

These results are provisional until the conclusion of any judicial and technical matters.

Clerk of Course :

Timekeeper :

SEMSEC Saloons & Sports Car Championship

RACE 6 - CLASSIFICATION

POS	NO	CL	NAME	ENTRY	LAPS	TIME	GAP	DIFF	MPH	BEST	ON
1	26	2	Bill RICHARDS	Rover Mini Clubman	15	11:57.723			75.23	46.664	12
2	96	3	Nigel CRAIG	Ford RS2000	15	12:14.906	17.183	17.183	73.47	47.013	5
3	14	4	Stephen HARRINGTON	Honda S2000	15	12:21.775	24.052	6.869	72.79	48.274	8
4	7	2	Peter OSBORNE	Renault Clio 16v	15	12:30.610	32.887	8.835	71.93	49.406	9
5	27	2	Stuart GIBBONS	Ginetta G20	15	12:30.895	33.172	0.285	71.91	48.975	3
6	17	3	Tony SKELTON	Renault Clio	15	12:36.568	38.845	5.673	71.37	47.899	11
7	3	3	Mark GARNER	Renault Spider Cup	15	12:44.312	46.589	7.744	70.64	49.187	3
8	48	3	Christopher GOULD	Mitsubishi Lancer Evo 4	14	12:16.239	1 lap	1 lap	68.45	51.208	3

NOT CLASSIFIED

DNF	74	1	Paul BERNAL-RYAN	MG Midget	8	6:39.367	7 laps	6 laps	72.11	49.013	3
-----	----	---	------------------	-----------	---	----------	--------	--------	-------	--------	---

FASTEST LAP

26	2	Bill RICHARDS	Rover Mini Clubman	12	46.664	77.14 mph	124.15 kph
96	3	Nigel CRAIG	Ford RS2000	5	47.013	76.57 mph	123.23 kph
14	4	Stephen HARRINGTON	Honda S2000	8	48.274	74.57 mph	120.01 kph
74	1	Paul BERNAL-RYAN	MG Midget	3	49.013	73.44 mph	118.20 kph

Weather / Track : Sunny / Dry

These results are provisional until the conclusion of any judicial and technical matters.

Lydden Hill

Circuit Length = 1.0000 miles

Start: 15:36 End: 15:49

Clerk of Course :

Timekeeper :

SEMSEC Saloons & Sports Car Championship
RACE 6 - LAP CHART

Lap 1			Lap 2			Lap 3			Lap 4			Lap 5		
No	Behind	Laptime	No	Behind	Laptime	No	Behind	Laptime	No	Behind	Laptime	No	Behind	Laptime
96		52.492	96		47.427	96		47.186	96		47.179	96		47.013
26	0.345	52.837	26	0.254	47.336	26	0.274	47.206	26	0.151	47.056	26	0.162	47.024
74	1.901	54.393	74	3.747	49.273	74	5.574	49.013	74	7.879	49.484	74	10.057	49.191
7	3.552	56.044	7	5.905	49.780	7	8.154	49.435	7	10.524	49.549	7	13.254	49.743
27	4.452	56.944	14	6.818	49.430	14	8.689	49.057	14	10.825	49.315	14	13.637	49.825
14	4.815	57.307	27	7.541	50.516	27	9.330	48.975	27	11.888	49.737	27	14.689	49.814
3	5.595	58.087	3	8.852	50.684	3	10.853	49.187	3	13.311	49.637	3	16.413	50.115
48	6.376	58.868	48	10.212	51.263	48	14.234	51.208	48	18.516	51.461	48	22.960	51.457
17	19.588	1:12.080	17	25.069	52.908	17	27.282	49.399	17	29.310	49.207	17	31.443	49.146

Weather / Track : Sunny / Dry

Lydden Hill
 Circuit Length = 1.0000 miles
 Start: 15:36 End: 15:49

SEMSEC Saloons & Sports Car Championship
RACE 6 - LAP CHART

Lap 6			Lap 7			Lap 8			Lap 9			Lap 10		
No	Behind	Laptime	No	Behind	Laptime	No	Behind	Laptime	No	Behind	Laptime	No	Behind	Laptime
96		47.134	96		47.275	26		47.199	26		47.236	26		47.280
26	0.105	47.077	26	0.159	47.329	96	0.432	47.790	96	0.798	47.602	96	0.679	47.161
74	12.391	49.468	74	14.481	49.365	74	16.303	49.180	14	19.325	49.052	14	20.942	48.897
14	15.579	49.076	14	16.593	48.289	14	17.509	48.274	7	22.697	49.406	7	24.873	49.456
7	15.943	49.823	7	18.328	49.660	7	20.527	49.557	27	23.375	49.291	27	25.394	49.299
27	17.182	49.627	27	19.404	49.497	27	21.320	49.274	3	27.115	50.212	3	30.414	50.579
3	19.016	49.737	3	21.400	49.659	3	24.139	50.097	17	36.229	48.136	17	37.238	48.289
48	27.506	51.680	48	32.139	51.908	17	35.329	48.714	48	42.192	51.795			
17	32.785	48.476	17	33.973	48.463	48	37.633	52.852						

Weather / Track : Sunny / Dry

Lydden Hill
 Circuit Length = 1.0000 miles
 Start: 15:36 End: 15:49

SEMSEC Saloons & Sports Car Championship
RACE 6 - LAP CHART

Lap 11			Lap 12			Lap 13			Lap 14			Lap 15		
No	Behind	Laptime	No	Behind	Laptime	No	Behind	Laptime	No	Behind	Laptime	No	Behind	Laptime
26		47.275	26		46.664	26		47.711	26		48.401	26		50.092
48	1 LAP	52.465	96	1.384	47.513	96	1.072	47.399	96	9.402	56.731	96	17.183	57.873
96	0.535	47.131	48	1 LAP	53.414	48	1 LAP	52.482	48	1 LAP	51.845	48	1 LAP	53.541
14	22.337	48.670	14	23.947	48.274	14	24.743	48.507	14	25.425	49.083	14	24.052	48.719
7	27.141	49.543	7	30.028	49.551	7	31.858	49.541	7	33.187	49.730	7	32.887	49.792
27	27.633	49.514	27	30.519	49.550	27	32.559	49.751	27	33.667	49.509	27	33.172	49.597
3	35.139	52.000	3	39.228	50.753	17	40.641	48.714	17	40.534	48.294	17	38.845	48.403
17	37.862	47.899	17	39.638	48.440	3	41.866	50.349	3	44.752	51.287	3	46.589	51.929

Weather / Track : Sunny / Dry

Lydden Hill
 Circuit Length = 1.0000 miles
 Start: 15:36 End: 15:49

VW Beetle Challenge

QUALIFYING - RACE 4 - CLASSIFICATION

POS	NO	CL	NAME	ENTRY	TIME	ON	LAPS	GAP	DIFF	MPH
1	78		Craig WINFIELD	VW Beetle	53.007	3	4			67.91
2	60		Steven McGILLIVRAY	VW Beetle	53.642	6	7	0.635	0.635	67.10
3	5		Stephen PAGE	VW Beetle	54.616	5	6	1.609	0.974	65.91
4	96		Philip THOMPSON	VW Beetle	54.728	2	7	1.721	0.112	65.77
5	48		Simon SERGIDES	VW Beetle	55.634	11	13	2.627	0.906	64.70
6	59		Paul OLDFIELD	VW Beetle	57.253	3	12	4.246	1.619	62.87
7	58		Dave DODGE	VW Beetle	1:05.946	2	3	12.939	8.693	54.58

Weather / Track : Sunny / Dry
 These results are provisional until the conclusion of any judicial and technical matters.

Lydden Hill
 Circuit Length = 1.0000 miles
 Start: 13:09 End: 13:22

Clerk of Course :		Timekeeper :
-------------------	--	--------------

VW Beetle Challenge

QUALIFYING - RACE 4 - LAP ANALYSIS


5	Stephen PAGE			VW Beetle			
1 -	1:03.739	+ 9.123	13:10:57.795	4 -	56.500	+ 1.884	13:13:47.651
2 -	56.901	+ 2.285	13:11:54.696	5 -	54.616		13:14:42.267
3 -	56.455	+ 1.839	13:12:51.151	6 -	58.928	+ 4.312	13:15:41.195
48	Simon SERGIDES			VW Beetle			
1 -	59.956	+ 4.322	13:10:51.498	8 -	56.301	+ 0.667	13:17:33.248
2 -	58.771	+ 3.137	13:11:50.269	9 -	56.544	+ 0.910	13:18:29.792
3 -	57.853	+ 2.219	13:12:48.122	10 -	56.288	+ 0.654	13:19:26.080
4 -	59.050	+ 3.416	13:13:47.172	11 -	55.634		13:20:21.714
5 -	56.501	+ 0.867	13:14:43.673	12 -	56.111	+ 0.477	13:21:17.825
6 -	56.468	+ 0.834	13:15:40.141	13 -	55.980	+ 0.346	13:22:13.805
7 -	56.806	+ 1.172	13:16:36.947				
58	Dave DODGE			VW Beetle			
1 -	1:09.897	+ 3.951	13:12:44.676	3 -	1:08.190	+ 2.244	13:14:58.812
2 -	1:05.946		13:13:50.622				
59	Paul OLDFIELD			VW Beetle			
1 -	59.947	+ 2.694	13:10:52.218	7 -	58.111	+ 0.858	13:16:41.126
2 -	57.659	+ 0.406	13:11:49.877	8 -	58.099	+ 0.846	13:17:39.225
3 -	57.253		13:12:47.130	9 -	58.261	+ 1.008	13:18:37.486
4 -	59.288	+ 2.035	13:13:46.418	10 -	58.462	+ 1.209	13:19:35.948
5 -	58.548	+ 1.295	13:14:44.966	11 -	57.474	+ 0.221	13:20:33.422
6 -	58.049	+ 0.796	13:15:43.015	12 -	1:12.290	+ 15.037	13:21:45.712
60	Steven McGILLIVRAY			VW Beetle			
1 -	1:00.938	+ 7.296	13:10:52.764	5 -	54.183	+ 0.541	13:14:35.056
2 -	57.605	+ 3.963	13:11:50.369	6 -	53.642		13:15:28.698
3 -	55.353	+ 1.711	13:12:45.722	7 -	55.194	+ 1.552	13:16:23.892
4 -	55.151	+ 1.509	13:13:40.873				
78	Craig WINFIELD			VW Beetle			
1 -	57.908	+ 4.901	13:18:23.355	3 -	53.007		13:20:09.914
2 -	53.552	+ 0.545	13:19:16.907	4 -	53.191	+ 0.184	13:21:03.105
96	Philip THOMPSON			VW Beetle			
1 -	59.848	+ 5.120	13:10:50.005	5 -	55.386	+ 0.658	13:14:32.619
2 -	54.728		13:11:44.733	6 -	55.223	+ 0.495	13:15:27.842
3 -	57.526	+ 2.798	13:12:42.259	7 -	56.375	+ 1.647	13:16:24.217
4 -	54.974	+ 0.246	13:13:37.233				

Weather / Track : Sunny / Dry

Lydden Hill
Circuit Length = 1.0000 miles
Start: 13:09 End: 13:22

VW Beetle Challenge

RACE 4 - GRID

ROW 4	1:05.946	58 Dave DODGE	
ROW 3	55.634	48 Simon SERGIDES	57.253 59 Paul OLDFIELD
ROW 2	54.616	5 Stephen PAGE	54.728 96 Philip THOMPSON
ROW 1	53.007	78 Craig WINFIELD	53.642 60 Steven McGILLIVRAY
Pole			
			

Lydden Hill
Circuit Length = 1.0000 miles

These results are provisional until the conclusion of any judicial and technical matters.

Clerk of Course :		Timekeeper :
-------------------	--	--------------

VW Beetle Challenge

RACE 4 - CLASSIFICATION

POS	NO	CL	NAME	ENTRY	LAPS	TIME	GAP	DIFF	MPH	BEST	ON
1	59		Paul OLDFIELD	VW Beetle	17	15:31.624			65.68	53.791	15
2	96		Philip THOMPSON	VW Beetle	17	15:31.908	0.284	0.284	65.66	53.754	17
3	58		Dave DODGE	VW Beetle	16	15:33.140	1 lap	1 lap	61.72	57.216	13
NOT CLASSIFIED											
DNF	48		Simon SERGIDES	VW Beetle	4	3:47.562	13 laps	12 laps	63.27	55.411	3
FASTEST LAP											
	96		Philip THOMPSON	VW Beetle	17	53.754			66.96 mph	107.77 kph	

Weather / Track : Sunny / Dry
 These results are provisional until the conclusion of any judicial and technical matters.

Lydden Hill
 Circuit Length = 1.0000 miles
 Start: 14:58 End: 15:13

Clerk of Course :		Timekeeper :
-------------------	--	--------------

VW Beetle Challenge
RACE 4 - LAP CHART

Lap 1			Lap 2			Lap 3			Lap 4			Lap 5		
No	Behind	Laptime	No	Behind	Laptime	No	Behind	Laptime	No	Behind	Laptime	No	Behind	Laptime
96		59.418	96		54.642	96		54.960	96		54.840	96		54.068
59	0.671	1:00.089	59	2.094	56.065	59	2.491	55.357	59	2.405	54.754	59	2.590	54.253
48	0.953	1:00.371	48	2.280	55.969	48	2.731	55.411	48	3.702	55.811	58	20.233	58.084
58	6.486	1:05.904	58	9.786	57.942	58	12.790	57.964	58	16.217	58.267			

Weather / Track : Sunny / Dry

Lydden Hill
 Circuit Length = 1.0000 miles
 Start: 14:58 End: 15:13

VW Beetle Challenge
RACE 4 - LAP CHART

Lap 6			Lap 7			Lap 8			Lap 9			Lap 10		
No	Behind	Laptime	No	Behind	Laptime	No	Behind	Laptime	No	Behind	Laptime	No	Behind	Laptime
96		54.953	96		54.458	96		54.808	96		54.429	96		55.017
59	2.078	54.441	59	1.555	53.935	59	0.733	53.986	59	0.517	54.213	59	0.493	54.993
58	22.710	57.430	58	25.890	57.638	58	29.681	58.599	58	33.127	57.875	58	35.690	57.580

Weather / Track : Sunny / Dry

Lydden Hill
 Circuit Length = 1.0000 miles
 Start: 14:58 End: 15:13

VW Beetle Challenge
RACE 4 - LAP CHART

Lap 11			Lap 12			Lap 13			Lap 14			Lap 15		
No	Behind	Laptime	No	Behind	Laptime	No	Behind	Laptime	No	Behind	Laptime	No	Behind	Laptime
96		54.546	96		54.704	59		53.904	59		53.871	59		53.791
59	0.546	54.599	59	0.224	54.382	96	0.821	54.949	96	1.122	54.172	96	1.644	54.313
58	38.721	57.577	58	41.783	57.766	58	44.871	57.216	58	48.281	57.281	58	51.803	57.313

Weather / Track : Sunny / Dry

Lydden Hill
 Circuit Length = 1.0000 miles
 Start: 14:58 End: 15:13

VW Beetle Challenge
RACE 4 - LAP CHART

Lap 16			Lap 17		
No	Behind	Laptime	No	Behind	Laptime
59		54.561	59		54.430
96	0.960	53.877	96	0.284	53.754
			58	1 LAP	58.704

Weather / Track : Sunny / Dry

Lydden Hill
Circuit Length = 1.0000 miles
Start: 14:58 End: 15:13

**SEMSEC Open Single Seater Championship & Senlac Novice Cup
 QUALIFYING - RACE 3 - CLASSIFICATION**

POS	NO	CL	NAME	ENTRY	TIME	ON	LAPS	GAP	DIFF	MPH
1	37	A	Dave CONNOR	Jedi Mk6	40.237	14	17			89.46
2	23	E	Chris KITE	Dallara 393	43.858	7	16	3.621	3.621	82.08
3	13	A	Christopher CHANDLER	Jedi Mk6	45.361	7	10	5.124	1.503	79.36
4	55	D	Prajesh SHAH	Van Diemen FVJ	46.210	15	15	5.973	0.849	77.90
5	7	B	Ian JEARY	Dulon LD9/15	48.186	13	15	7.949	1.976	74.70
6	52	B	Richard BURTON	Royale RP26	49.326	14	14	9.089	1.140	72.98

Car No 13 please check transponder intermittent signal

**Weather / Track : Sunny / Dry
 These results are provisional until the conclusion of any judicial and technical matters.**

Lydden Hill
 Circuit Length = 1.0000 miles
 Start: 13:25 End: 13:39

Clerk of Course :		Timekeeper :
-------------------	--	--------------

SEMSEC Open Single Seater Championship & Senlac Novice Cup

QUALIFYING - RACE 3 - LAP ANALYSIS


7	Ian JEARY		B Dulon LD9/15				
1 -	59.176	+ 10.990	13:26:48.748	9 -	49.238	+ 1.052	13:33:32.399
2 -	53.380	+ 5.194	13:27:42.128	10 -	49.121	+ 0.935	13:34:21.520
3 -	50.714	+ 2.528	13:28:32.842	11 -	49.154	+ 0.968	13:35:10.674
4 -	51.769	+ 3.583	13:29:24.611	12 -	50.287	+ 2.101	13:36:00.961
5 -	50.220	+ 2.034	13:30:14.831	13 -	48.186		13:36:49.147
6 -	49.925	+ 1.739	13:31:04.756	14 -	48.219	+ 0.033	13:37:37.366
7 -	49.602	+ 1.416	13:31:54.358	15 -	48.870	+ 0.684	13:38:26.236
8 -	48.803	+ 0.617	13:32:43.161				
13	Christopher CHANDLER		A Jedi Mk6				
1 -	51.650	+ 6.289	13:26:35.714	6 -	46.450	+ 1.089	13:30:27.405
2 -	47.032	+ 1.671	13:27:22.746	7 -	45.361		13:31:12.766
3 -	45.673	+ 0.312	13:28:08.419	8 -	58.060	+ 12.699	13:32:10.826
4 -	46.772	+ 1.411	13:28:55.191	9 -	46.183	+ 0.822	13:32:57.009
5 -	45.764	+ 0.403	13:29:40.955	10 -	46.287	+ 0.926	13:33:43.296
23	Chris KITE		E Dallara 393				
1 -	58.041	+ 14.183	13:26:46.766	9 -	44.326	+ 0.468	13:32:47.597
2 -	48.193	+ 4.335	13:27:34.959	10 -	44.939	+ 1.081	13:33:32.536
3 -	44.976	+ 1.118	13:28:19.935	11 -	44.542	+ 0.684	13:34:17.078
4 -	44.620	+ 0.762	13:29:04.555	12 -	43.958	+ 0.100	13:35:01.036
5 -	44.103	+ 0.245	13:29:48.658	13 -	44.570	+ 0.712	13:35:45.606
6 -	44.027	+ 0.169	13:30:32.685	14 -	44.621	+ 0.763	13:36:30.227
7 -	43.858		13:31:16.543	15 -	49.557	+ 5.699	13:37:19.784
8 -	46.728	+ 2.870	13:32:03.271	16 -	45.694	+ 1.836	13:38:05.478
37	Dave CONNOR		A Jedi Mk6				
1 -	48.177	+ 7.940	13:26:29.620	10 -	48.052	+ 7.815	13:32:52.464
2 -	44.611	+ 4.374	13:27:14.231	11 -	40.308	+ 0.071	13:33:32.772
3 -	42.556	+ 2.319	13:27:56.787	12 -	42.251	+ 2.014	13:34:15.023
4 -	40.774	+ 0.537	13:28:37.561	13 -	40.397	+ 0.160	13:34:55.420
5 -	42.984	+ 2.747	13:29:20.545	14 -	40.237		13:35:35.657
6 -	40.455	+ 0.218	13:30:01.000	15 -	52.078	+ 11.841	13:36:27.735
7 -	40.735	+ 0.498	13:30:41.735	16 -	53.859	+ 13.622	13:37:21.594
8 -	40.369	+ 0.132	13:31:22.104	17 -	41.387	+ 1.150	13:38:02.981
9 -	42.308	+ 2.071	13:32:04.412				
52	Richard BURTON		B Royale RP26				
1 -	58.997	+ 9.671	13:26:46.126	8 -	52.295	+ 2.969	13:32:49.142
2 -	55.720	+ 6.394	13:27:41.846	9 -	50.087	+ 0.761	13:33:39.229
3 -	53.524	+ 4.198	13:28:35.370	10 -	50.661	+ 1.335	13:34:29.890
4 -	51.565	+ 2.239	13:29:26.935	11 -	51.573	+ 2.247	13:35:21.463
5 -	50.518	+ 1.192	13:30:17.453	12 -	49.560	+ 0.234	13:36:11.023
6 -	49.994	+ 0.668	13:31:07.447	13 -	50.954	+ 1.628	13:37:01.977
7 -	49.400	+ 0.074	13:31:56.847	14 -	49.326		13:37:51.303
55	Prajesh SHAH		D Van Diemen FVJ				
1 -	58.780	+ 12.570	13:26:46.645	9 -	47.368	+ 1.158	13:33:04.965
2 -	49.434	+ 3.224	13:27:36.079	10 -	47.456	+ 1.246	13:33:52.421
3 -	47.710	+ 1.500	13:28:23.789	11 -	48.355	+ 2.145	13:34:40.776
4 -	47.323	+ 1.113	13:29:11.112	12 -	46.997	+ 0.787	13:35:27.773
5 -	46.403	+ 0.193	13:29:57.515	13 -	46.299	+ 0.089	13:36:14.072
6 -	47.076	+ 0.866	13:30:44.591	14 -	46.358	+ 0.148	13:37:00.430
7 -	46.319	+ 0.109	13:31:30.910	15 -	46.210		13:37:46.640
8 -	46.687	+ 0.477	13:32:17.597				

Car No 13 please check transponder intermittent signal

Weather / Track : Sunny / Dry

Lydden Hill
Circuit Length = 1.0000 miles
Start: 13:25 End: 13:39

SEMSEC Open Single Seater Championship & Senlac Novice Cup
RACE 3 - GRID

ROW 3	48.186 7 Ian JEARY	49.326 52 Richard BURTON
ROW 2	45.361 13 Christopher CHANDLER	46.210 55 Prajesh SHAH
ROW 1	40.237 37 Dave CONNOR	43.858 23 Chris KITE
Pole		
		

Lydden Hill
 Circuit Length = 1.0000 miles

These results are provisional until the conclusion of any judicial and technical matters.

Clerk of Course :		Timekeeper :

SEMSEC Open Single Seater Championship & Senlac Novice Cup

RACE 3 - CLASSIFICATION

POS	NO	CL	NAME	ENTRY	LAPS	TIME	GAP	DIFF	MPH	BEST	ON
1	37	A	Dave CONNOR	Jedi Mk6	15	10:53.120			82.67	40.923	10
2	17	E	Eddie McLURG	March 822	15	11:07.056	13.936	13.936	80.95	42.316	10
3	23	E	Chris KITE	Dallara 393	14	11:16.488	1 lap	1 lap	74.50	45.587	13
4	55	D	Prajesh SHAH	Van Diemen FVJ	14	11:20.909	1 lap	4.421	74.01	46.613	14
5	52	B	Richard BURTON	Royale RP26	13	11:42.778	2 laps	1 lap	66.59	49.876	12

NOT CLASSIFIED

DNF	13	A	Christopher CHANDLER	Jedi Mk6	1	1:17.067	14 laps	12 laps	46.71		
DNF	7	B	Ian JEARY	Dulon LD9/15	0						

FASTEST LAP

37	A	Dave CONNOR	Jedi Mk6	10	40.923	87.96 mph	141.57 kph
17	E	Eddie McLURG	March 822	10	42.316	85.07 mph	136.90 kph
55	D	Prajesh SHAH	Van Diemen FVJ	14	46.613	77.22 mph	124.28 kph
52	B	Richard BURTON	Royale RP26	12	49.876	72.17 mph	116.15 kph

Weather / Track : Sunny / Dry

These results are provisional until the conclusion of any judicial and technical matters.

Lydden Hill

Circuit Length = 1.0000 miles

Start: 14:37 End: 14:49

Clerk of Course :

Timekeeper :

SEMSEC Open Single Seater Championship & Senlac Novice Cup
RACE 3 - LAP CHART

Lap 1			Lap 2			Lap 3			Lap 4			Lap 5		
No	Behind	Laptime	No	Behind	Laptime	No	Behind	Laptime	No	Behind	Laptime	No	Behind	Laptime
37		50.802	37		48.868	37		45.121	37		46.190	37		45.547
55	4.978	55.780	17	2.641	43.794	17	2.122	44.602	17	2.144	46.212	17	1.908	45.311
17	7.715	58.517	55	5.103	48.993	23	8.054	46.431	23	10.621	48.757	52	1 LAP	54.832
23	7.845	58.647	23	6.744	47.767	55	9.511	49.529	55	13.363	50.042	23	14.278	49.204
13	26.265	1:17.067	52	33.296	55.322	52	42.627	54.452				55	17.174	49.358
52	26.842	1:17.644												

Weather / Track : Sunny / Dry

Lydden Hill
 Circuit Length = 1.0000 miles
 Start: 14:37 End: 14:49

SEMSEC Open Single Seater Championship & Senlac Novice Cup
RACE 3 - LAP CHART

Lap 6			Lap 7			Lap 8			Lap 9			Lap 10		
No	Behind	Laptime	No	Behind	Laptime	No	Behind	Laptime	No	Behind	Laptime	No	Behind	Laptime
37		42.743	37		42.723	37		41.270	37		41.349	37		40.923
17	3.144	43.979	17	3.476	43.055	17	4.763	42.557	17	6.215	42.801	52	2 LAPS	50.259
52	1 LAP	52.589	52	1 LAP	52.008	23	31.793	47.278	23	37.734	47.290	17	7.608	42.316
23	20.394	48.859	23	25.785	48.114	55	34.426	47.632	55	40.357	47.280			
55	22.778	48.347	55	28.064	48.009	52	1 LAP	52.141						

Weather / Track : Sunny / Dry

Lydden Hill
 Circuit Length = 1.0000 miles
 Start: 14:37 End: 14:49

SEMSEC Open Single Seater Championship & Senlac Novice Cup
RACE 3 - LAP CHART


Lap 11			Lap 12			Lap 13			Lap 14			Lap 15		
No	Behind	Laptime	No	Behind	Laptime	No	Behind	Laptime	No	Behind	Laptime	No	Behind	Laptime
37		41.830	37		41.338	37		41.452	37		41.061	37		41.903
23	1 LAP	47.949	23	1 LAP	46.468	17	11.078	43.232	17	12.626	42.609	17	13.936	43.213
55	1 LAP	47.025	17	9.298	42.336	23	1 LAP	47.813	23	1 LAP	45.587	23	1 LAP	46.324
17	8.300	42.522	55	1 LAP	47.493	55	1 LAP	47.092	55	1 LAP	47.716	55	1 LAP	46.613
52	2 LAPS	51.273	52	2 LAPS	50.841	52	2 LAPS	50.902	52	2 LAPS	49.876	52	2 LAPS	50.639

Weather / Track : Sunny / Dry

Lydden Hill
 Circuit Length = 1.0000 miles
 Start: 14:37 End: 14:49

SEMSEC Open Single Seater Championship & Senlac Novice Cup

RACE 7 - GRID

ROW 4	7	Ian JEARY		
ROW 3	52	Richard BURTON	13	Christopher CHANDLER
ROW 2	23	Chris KITE	55	Prajesh SHAH
ROW 1	37	Dave CONNOR	17	Eddie McLURG
Pole				
				

Lydden Hill
Circuit Length = 1.0000 miles

These results are provisional until the conclusion of any judicial and technical matters.

Clerk of Course :

Timekeeper :

SEMSEC Open Single Seater Championship & Senlac Novice Cup

RACE 7 - CLASSIFICATION

POS	NO	CL	NAME	ENTRY	LAPS	TIME	GAP	DIFF	MPH	BEST	ON
1	37	A	Dave CONNOR	Jedi Mk6	15	10:30.843			85.59	40.494	14
2	17	E	Eddie McLURG	March 822	15	10:31.282	0.439	0.439	85.53	40.514	15
3	23	E	Chris KITE	Dallara 393	14	10:48.946	1 lap	1 lap	77.66	44.853	7
4	55	D	Prajesh SHAH	Van Diemen FVJ	14	10:55.068	1 lap	6.122	76.93	45.521	12
5	7	B	Ian JEARY	Dulon LD9/15	14	11:18.172	1 lap	23.104	74.31	47.326	3
6	52	B	Richard BURTON	Royale RP26	13	10:55.540	2 laps	1 lap	71.38	48.867	9

FASTEST LAP

37	A	Dave CONNOR	Jedi Mk6	14	40.494	88.89 mph	143.06 kph
17	E	Eddie McLURG	March 822	15	40.514	88.85 mph	142.99 kph
55	D	Prajesh SHAH	Van Diemen FVJ	12	45.521	79.08 mph	127.27 kph
7	B	Ian JEARY	Dulon LD9/15	3	47.326	76.06 mph	122.41 kph

Weather / Track : Sunny / Dry
 These results are provisional until the conclusion of any judicial and technical matters.

Lydden Hill
 Circuit Length = 1.0000 miles
 Start: 15:57 End: 16:08

Clerk of Course :		Timekeeper :
-------------------	--	--------------

SEMSEC Open Single Seater Championship & Senlac Novice Cup
RACE 7 - LAP CHART

Lap 1			Lap 2			Lap 3			Lap 4			Lap 5		
No	Behind	Laptime	No	Behind	Laptime	No	Behind	Laptime	No	Behind	Laptime	No	Behind	Laptime
37		47.819	17		42.114	17		41.647	17		42.371	37		41.700
17	0.250	48.069	37	0.561	42.925	37	0.377	41.463	37	0.141	42.135	17	0.596	42.437
55	3.265	51.084	55	7.433	46.532	55	11.738	45.952	55	15.398	46.031	55	19.148	45.591
7	5.574	53.393	23	10.510	46.283	23	14.594	45.731	23	17.281	45.058	23	20.336	44.896
23	6.591	54.410	7	11.001	47.791	7	16.680	47.326	7	21.912	47.603	7	30.516	50.445
52	10.171	57.990	52	18.228	50.421	52	26.443	49.862	52	33.637	49.565			

Weather / Track : Sunny / Dry

Lydden Hill
 Circuit Length = 1.0000 miles
 Start: 15:57 End: 16:08

SEMSEC Open Single Seater Championship & Senlac Novice Cup
RACE 7 - LAP CHART

Lap 6			Lap 7			Lap 8			Lap 9			Lap 10		
No	Behind	Laptime	No	Behind	Laptime	No	Behind	Laptime	No	Behind	Laptime	No	Behind	Laptime
37		41.852	37		41.562	17		42.414	17		41.491	17		41.128
52	1 LAP	50.205	17	0.406	41.580	37	0.713	43.533	37	0.302	41.080	37	0.364	41.190
17	0.388	41.644	52	1 LAP	50.646	7	1 LAP	48.263	7	1 LAP	47.942	7	1 LAP	48.195
55	25.301	48.005	23	29.595	44.853	52	1 LAP	49.015	52	1 LAP	50.005	52	1 LAP	48.867
23	26.304	47.820	55	31.017	47.278	23	32.088	45.313	23	35.846	45.249	23	40.319	45.601
7	36.832	48.168				55	35.328	47.131	55	40.339	46.502			

Weather / Track : Sunny / Dry

Lydden Hill
 Circuit Length = 1.0000 miles
 Start: 15:57 End: 16:08

SEMSEC Open Single Seater Championship & Senlac Novice Cup
RACE 7 - LAP CHART

Lap 11			Lap 12			Lap 13			Lap 14			Lap 15		
No	Behind	Laptime	No	Behind	Laptime	No	Behind	Laptime	No	Behind	Laptime	No	Behind	Laptime
17		42.270	37		40.698	37		41.512	37		40.494	37		40.824
37	0.150	42.056	17	0.880	41.728	17	0.581	41.213	17	0.749	40.662	17	0.439	40.514
55	1 LAP	46.992	23	1 LAP	46.730	52	2 LAPS	49.576	23	1 LAP	46.497	23	1 LAP	45.093
7	1 LAP	47.600	55	1 LAP	45.897	23	1 LAP	45.412	52	2 LAPS	50.212	55	1 LAP	46.074
52	1 LAP	49.495	7	1 LAP	48.014	55	1 LAP	45.521	55	1 LAP	46.478	52	2 LAPS	49.681
						7	1 LAP	47.761	7	1 LAP	47.810	7	1 LAP	47.861

Weather / Track : Sunny / Dry

Lydden Hill
 Circuit Length = 1.0000 miles
 Start: 15:57 End: 16:08

South East Challenge & Invicta Kit Car Challenge

QUALIFYING - RACE 8 - CLASSIFICATION

POS	NO	CL	NAME	ENTRY	TIME	ON	LAPS	GAP	DIFF	MPH
1	20	A	Mark BURTON	Jade Trackstar	41.025	3	3			87.74
2	58	B	Charles HARVEY-KELLY	Radical SR4	41.887	3	3	0.862	0.862	85.94
3	31	C	Paul GIBB	Caterham 7 HPC	44.665	4	4	3.640	2.778	80.59
4	40	C	Jonathan GIBBS	Caterham C400	44.671	6	6	3.646	0.006	80.58
5	19	C	Bruce WILSON	Caterham CSR Superlight	44.861	7	7	3.836	0.190	80.24
6	1	C	Steve GARNER	Westfield Megabusa	45.278	6	6	4.253	0.417	79.50

Weather / Track : Sunny / Dry
 These results are provisional until the conclusion of any judicial and technical matters.

Lydden Hill
 Circuit Length = 1.0000 miles
 Start: 13:40 End: 13:48

Clerk of Course :		Timekeeper :
-------------------	--	--------------

South East Challenge & Invicta Kit Car Challenge

QUALIFYING - RACE 8 - LAP ANALYSIS


1	Steve GARNER		C Westfield Megabusa				
1 -	51.451	+ 6.173	13:41:47.055	4 -	45.734	+ 0.456	13:44:08.129
2 -	48.555	+ 3.277	13:42:35.610	5 -	45.616	+ 0.338	13:44:53.745
3 -	46.785	+ 1.507	13:43:22.395	6 -	45.278		13:45:39.023
19	Bruce WILSON		C Caterham CSR Superlight				
1 -	54.354	+ 9.493	13:41:52.732	5 -	45.284	+ 0.423	13:45:05.167
2 -	50.731	+ 5.870	13:42:43.463	6 -	45.159	+ 0.298	13:45:50.326
3 -	49.524	+ 4.663	13:43:32.987	7 -	44.861		13:46:35.187
4 -	46.896	+ 2.035	13:44:19.883				
20	Mark BURTON		A Jade Trackstar				
1 -	52.159	+ 11.134	13:41:52.631	3 -	41.025		13:43:15.915
2 -	42.259	+ 1.234	13:42:34.890				
31	Paul GIBB		C Caterham 7 HPC				
1 -	54.780	+ 10.115	13:41:53.852	3 -	44.888	+ 0.223	13:43:25.635
2 -	46.895	+ 2.230	13:42:40.747	4 -	44.665		13:44:10.300
40	Jonathan GIBBS		C Caterham C400				
1 -	54.299	+ 9.628	13:41:55.591	4 -	44.945	+ 0.274	13:44:16.715
2 -	48.965	+ 4.294	13:42:44.556	5 -	44.820	+ 0.149	13:45:01.535
3 -	47.214	+ 2.543	13:43:31.770	6 -	44.671		13:45:46.206
58	Charles HARVEY-KELLY		B Radical SR4				
1 -	49.760	+ 7.873	13:41:43.074	3 -	41.887		13:43:07.834
2 -	42.873	+ 0.986	13:42:25.947				

Weather / Track : Sunny / Dry

Lydden Hill
Circuit Length = 1.0000 miles
Start: 13:40 End: 13:48

South East Challenge & Invicta Kit Car Challenge

RACE 8 - GRID

ROW 3	44.861 19 Bruce WILSON	45.278 1 Steve GARNER
ROW 2	44.665 31 Paul GIBB	44.671 40 Jonathan GIBBS
ROW 1	41.025 20 Mark BURTON	41.887 58 Charles HARVEY-KELLY
Pole		
		

Lydden Hill
Circuit Length = 1.0000 miles

These results are provisional until the conclusion of any judicial and technical matters.

Clerk of Course :		Timekeeper :
-------------------	--	--------------

South East Challenge & Invicta Kit Car Challenge

RACE 8 - CLASSIFICATION

POS	NO	CL	NAME	ENTRY	LAPS	TIME	GAP	DIFF	MPH	BEST	ON
1	20	A	Mark BURTON	Jade Trackstar	15	10:30.647			85.62	40.929	7
2	58	B	Charles HARVEY-KELLY	Radical SR4	15	10:49.582	18.935	18.935	83.12	42.703	4
3	31	C	Paul GIBB	Caterham 7 HPC	14	10:31.885	1 lap	1 lap	79.75	44.203	12
4	19	C	Bruce WILSON	Caterham CSR Superlight	14	10:32.165	1 lap	0.280	79.72	44.120	12
5	40	C	Jonathan GIBBS	Caterham C400	14	10:32.478	1 lap	0.313	79.68	44.219	9
NOT CLASSIFIED											
DNF	1	C	Steve GARNER	Westfield Megabusa	3	2:23.161	12 laps	11 laps	75.43	45.193	3
FASTEST LAP											
20	A	Mark BURTON	Jade Trackstar		7	40.929			87.95 mph	141.54 kph	
58	B	Charles HARVEY-KELLY	Radical SR4		4	42.703			84.30 mph	135.66 kph	
19	C	Bruce WILSON	Caterham CSR Superlight		12	44.120			81.59 mph	131.31 kph	

Weather / Track : Sunny / Dry
 These results are provisional until the conclusion of any judicial and technical matters.

Lydden Hill
 Circuit Length = 1.0000 miles
 Start: 16:15 End: 16:26

Clerk of Course :		Timekeeper :
-------------------	--	--------------

South East Challenge & Invicta Kit Car Challenge
RACE 8 - LAP CHART

Lap 1			Lap 2			Lap 3			Lap 4			Lap 5		
No	Behind	Laptime	No	Behind	Laptime	No	Behind	Laptime	No	Behind	Laptime	No	Behind	Laptime
20		46.747	20		41.915	20		41.681	20		41.449	20		41.364
58	0.958	47.705	58	2.272	43.229	58	3.530	42.939	58	4.784	42.703	58	6.209	42.789
19	3.687	50.434	31	7.251	45.235	31	10.808	45.238	31	14.348	44.989	31	17.597	44.613
31	3.931	50.678	40	8.134	45.543	40	11.060	44.607	40	14.816	45.205	40	17.948	44.496
40	4.506	51.253	19	8.634	46.862	19	12.281	45.328	19	15.369	44.537	19	18.837	44.832
1	5.344	52.091	1	9.306	45.877	1	12.818	45.193						

Weather / Track : Sunny / Dry

Lydden Hill
 Circuit Length = 1.0000 miles
 Start: 16:15 End: 16:26

South East Challenge & Invicta Kit Car Challenge

RACE 8 - LAP CHART

Lap 6			Lap 7			Lap 8			Lap 9			Lap 10		
No	Behind	Laptime	No	Behind	Laptime	No	Behind	Laptime	No	Behind	Laptime	No	Behind	Laptime
20		41.001	20		40.929	20		41.141	20		41.178	20		41.042
58	8.114	42.906	58	10.178	42.993	58	12.255	43.218	58	14.066	42.989	58	16.198	43.174
31	21.052	44.456	31	24.768	44.645	31	28.013	44.386	31	31.067	44.232	31	34.660	44.635
40	21.471	44.524	40	25.073	44.531	40	28.607	44.675	40	31.648	44.219	40	34.911	44.305
19	21.971	44.135	19	25.508	44.466	19	29.002	44.635	19	32.057	44.233	19	35.338	44.323

Weather / Track : Sunny / Dry

Lydden Hill
Circuit Length = 1.0000 miles
Start: 16:15 End: 16:26

South East Challenge & Invicta Kit Car Challenge
RACE 8 - LAP CHART

Lap 11			Lap 12			Lap 13			Lap 14			Lap 15		
No	Behind	Laptime	No	Behind	Laptime	No	Behind	Laptime	No	Behind	Laptime	No	Behind	Laptime
20		41.501	20		41.906	20		41.860	20		43.386	20		43.547
58	17.852	43.155	58	18.707	42.761	58	19.922	43.075	40	1 LAP	44.713	31	1 LAP	45.473
31	37.536	44.377	31	39.833	44.203	31	42.698	44.725	58	19.620	43.084	19	1 LAP	45.228
19	38.382	44.545	19	40.596	44.120	19	43.223	44.487				40	1 LAP	44.837
40	38.564	45.154	40	41.074	44.416							58	18.935	42.862

Weather / Track : Sunny / Dry

Lydden Hill
 Circuit Length = 1.0000 miles
 Start: 16:15 End: 16:26