



SEMSEC

**Lydden Race Meeting
Lydden Hill Circuit**

4th June 2011

Results Provided by Timing Solutions Ltd
www.tsl-timing.com

Lackford Engineering MG Midget Challenge Race

QUALIFYING - RACE 1 - CLASSIFICATION

POS	NO	CL	NAME	ENTRY	TIME	ON	LAPS	GAP	DIFF	MPH
1	1	A	Paul SIBLEY	MG Midget	45.556	10	19			79.02
2	63	A	Edward REEVE	MG Midget	46.334	8	19	0.778	0.778	77.69
3	67	A	Martin MORRIS	MG Midget	47.642	3	12	2.086	1.308	75.56
4	44	A	Danny RUTA	MG Midget	48.467	12	18	2.911	0.825	74.27
5	14	B	Ian LANGFORD	MG Midget	48.725	6	11	3.169	0.258	73.88
6	54	B	Nigel PRATT	MG Midget	49.080	4	18	3.524	0.355	73.34
7	5	B	Andrew ACTMAN	Austin Healey Sprite	49.625	11	14	4.069	0.545	72.54
8	7	B	Richard BRIDGE	MG Midget	50.742	7	16	5.186	1.117	70.94
9	6	B	Tom NEAT	MG Midget	50.933	14	17	5.377	0.191	70.67
10	20	B	Samantha DYSON	MG Midget	53.840	14	16	8.284	2.907	66.86

Weather / Track : Sunny / Dry
 These results are provisional until the conclusion of any judicial and technical matters.

Lydden Hill
 Circuit Length = 1.0000 miles
 Start: 12:33 End: 12:49

Clerk of Course :		Timekeeper :
-------------------	--	--------------

Lackford Engineering MG Midget Challenge Race

QUALIFYING - RACE 1 - LAP ANALYSIS

1	Paul SIBLEY			A MG Midget			
1 -	56.893	+ 11.337	12:35:07.041	11 -	54.720	+ 9.164	12:42:59.470
2 -	49.133	+ 3.577	12:35:56.174	12 -	45.802	+ 0.246	12:43:45.272
3 -	46.531	+ 0.975	12:36:42.705	13 -	48.214	+ 2.658	12:44:33.486
4 -	46.183	+ 0.627	12:37:28.888	14 -	45.771	+ 0.215	12:45:19.257
5 -	46.198	+ 0.642	12:38:15.086	15 -	46.096	+ 0.540	12:46:05.353
6 -	45.867	+ 0.311	12:39:00.953	16 -	45.763	+ 0.207	12:46:51.116
7 -	46.396	+ 0.840	12:39:47.349	17 -	53.360	+ 7.804	12:47:44.476
8 -	46.242	+ 0.686	12:40:33.591	18 -	54.124	+ 8.568	12:48:38.600
9 -	45.603	+ 0.047	12:41:19.194	19 -	47.226	+ 1.670	12:49:25.826
10 -	45.556		12:42:04.750				
5	Andrew ACTMAN			B Austin Healey Sprite			
1 -	58.553	+ 8.928	12:35:02.801	8 -	51.473	+ 1.848	12:40:57.828
2 -	52.093	+ 2.468	12:35:54.894	9 -	50.322	+ 0.697	12:41:48.150
3 -	50.931	+ 1.306	12:36:45.825	10 -	49.637	+ 0.012	12:42:37.787
4 -	50.882	+ 1.257	12:37:36.707	11 -	49.625		12:43:27.412
5 -	49.846	+ 0.221	12:38:26.553	12 -	50.230	+ 0.605	12:44:17.642
6 -	49.794	+ 0.169	12:39:16.347	13 -	50.111	+ 0.486	12:45:07.753
7 -	50.008	+ 0.383	12:40:06.355	14 -	49.863	+ 0.238	12:45:57.616
6	Tom NEAT			B MG Midget			
1 -	57.248	+ 6.315	12:35:08.026	10 -	51.991	+ 1.058	12:43:16.252
2 -	51.868	+ 0.935	12:35:59.894	11 -	51.236	+ 0.303	12:44:07.488
3 -	51.343	+ 0.410	12:36:51.237	12 -	51.594	+ 0.661	12:44:59.082
4 -	52.001	+ 1.068	12:37:43.238	13 -	51.160	+ 0.227	12:45:50.242
5 -	53.466	+ 2.533	12:38:36.704	14 -	50.933		12:46:41.175
6 -	51.967	+ 1.034	12:39:28.671	15 -	52.489	+ 1.556	12:47:33.664
7 -	52.512	+ 1.579	12:40:21.183	16 -	53.657	+ 2.724	12:48:27.321
8 -	54.749	+ 3.816	12:41:15.932	17 -	51.162	+ 0.229	12:49:18.483
9 -	1:08.329	+ 17.396	12:42:24.261				
7	Richard BRIDGE			B MG Midget			
1 -	58.435	+ 7.693	12:35:10.151	9 -	51.166	+ 0.424	12:42:00.529
2 -	52.987	+ 2.245	12:36:03.138	10 -	52.548	+ 1.806	12:42:53.077
3 -	51.235	+ 0.493	12:36:54.373	11 -	51.750	+ 1.008	12:43:44.827
4 -	51.174	+ 0.432	12:37:45.547	12 -	52.802	+ 2.060	12:44:37.629
5 -	51.197	+ 0.455	12:38:36.744	13 -	51.537	+ 0.795	12:45:29.166
6 -	51.051	+ 0.309	12:39:27.795	14 -	51.721	+ 0.979	12:46:20.887
7 -	50.742		12:40:18.537	15 -	51.429	+ 0.687	12:47:12.316
8 -	50.826	+ 0.084	12:41:09.363	16 -	53.026	+ 2.284	12:48:05.342
14	Ian LANGFORD			B MG Midget			
1 -	56.217	+ 7.492	12:35:05.889	7 -	48.840	+ 0.115	12:40:01.534
2 -	50.038	+ 1.313	12:35:55.927	8 -	48.996	+ 0.271	12:40:50.530
3 -	50.035	+ 1.310	12:36:45.962	9 -	49.074	+ 0.349	12:41:39.604
4 -	49.086	+ 0.361	12:37:35.048	10 -	50.056	+ 1.331	12:42:29.660
5 -	48.921	+ 0.196	12:38:23.969	11 -	49.265	+ 0.540	12:43:18.925
6 -	48.725		12:39:12.694				
20	Samantha DYSON			B MG Midget			
1 -	1:00.718	+ 6.878	12:35:13.981	9 -	54.734	+ 0.894	12:42:33.588
2 -	57.525	+ 3.685	12:36:11.506	10 -	54.874	+ 1.034	12:43:28.462
3 -	55.074	+ 1.234	12:37:06.580	11 -	54.352	+ 0.512	12:44:22.814
4 -	54.751	+ 0.911	12:38:01.331	12 -	54.810	+ 0.970	12:45:17.624
5 -	54.141	+ 0.301	12:38:55.472	13 -	54.263	+ 0.423	12:46:11.887
6 -	54.833	+ 0.993	12:39:50.305	14 -	53.840		12:47:05.727
7 -	54.425	+ 0.585	12:40:44.730	15 -	1:07.870	+ 14.030	12:48:13.597
8 -	54.124	+ 0.284	12:41:38.854	16 -	59.623	+ 5.783	12:49:13.220
44	Danny RUTA			A MG Midget			
1 -	56.508	+ 8.041	12:35:05.403	10 -	49.061	+ 0.594	12:42:35.229

Weather / Track : Sunny / Dry

Lydden Hill
Circuit Length = 1.0000 miles
Start: 12:33 End: 12:49

Lackford Engineering MG Midget Challenge Race

QUALIFYING - RACE 1 - LAP ANALYSIS

2 -	50.204	+ 1.737	12:35:55.607	11 -	49.604	+ 1.137	12:43:24.833
3 -	51.363	+ 2.896	12:36:46.970	12 -	48.467		12:44:13.300
4 -	52.773	+ 4.306	12:37:39.743	13 -	50.398	+ 1.931	12:45:03.698
5 -	48.803	+ 0.336	12:38:28.546	14 -	48.664	+ 0.197	12:45:52.362
6 -	48.801	+ 0.334	12:39:17.347	15 -	49.150	+ 0.683	12:46:41.512
7 -	49.433	+ 0.966	12:40:06.780	16 -	51.045	+ 2.578	12:47:32.557
8 -	50.360	+ 1.893	12:40:57.140	17 -	51.648	+ 3.181	12:48:24.205
9 -	49.028	+ 0.561	12:41:46.168	18 -	50.681	+ 2.214	12:49:14.886
54	Nigel PRATT B MG Midget						
1 -	56.895	+ 7.815	12:35:04.139	10 -	49.773	+ 0.693	12:42:32.677
2 -	50.877	+ 1.797	12:35:55.016	11 -	49.430	+ 0.350	12:43:22.107
3 -	51.454	+ 2.374	12:36:46.470	12 -	50.502	+ 1.422	12:44:12.609
4 -	49.080		12:37:35.550	13 -	53.610	+ 4.530	12:45:06.219
5 -	49.510	+ 0.430	12:38:25.060	14 -	49.860	+ 0.780	12:45:56.079
6 -	49.574	+ 0.494	12:39:14.634	15 -	49.658	+ 0.578	12:46:45.737
7 -	49.662	+ 0.582	12:40:04.296	16 -	50.317	+ 1.237	12:47:36.054
8 -	49.444	+ 0.364	12:40:53.740	17 -	49.705	+ 0.625	12:48:25.759
9 -	49.164	+ 0.084	12:41:42.904	18 -	51.811	+ 2.731	12:49:17.570
63	Edward REEVE A MG Midget						
1 -	57.346	+ 11.012	12:35:00.906	11 -	47.245	+ 0.911	12:42:51.699
2 -	48.312	+ 1.978	12:35:49.218	12 -	47.701	+ 1.367	12:43:39.400
3 -	47.077	+ 0.743	12:36:36.295	13 -	47.772	+ 1.438	12:44:27.172
4 -	46.586	+ 0.252	12:37:22.881	14 -	47.429	+ 1.095	12:45:14.601
5 -	47.452	+ 1.118	12:38:10.333	15 -	47.303	+ 0.969	12:46:01.904
6 -	46.877	+ 0.543	12:38:57.210	16 -	46.992	+ 0.658	12:46:48.896
7 -	47.683	+ 1.349	12:39:44.893	17 -	47.510	+ 1.176	12:47:36.406
8 -	46.334		12:40:31.227	18 -	48.262	+ 1.928	12:48:24.668
9 -	46.511	+ 0.177	12:41:17.738	19 -	48.738	+ 2.404	12:49:13.406
10 -	46.716	+ 0.382	12:42:04.454				
67	Martin MORRIS A MG Midget						
1 -	56.663	+ 9.021	12:35:01.209	7 -	47.834	+ 0.192	12:39:49.446
2 -	48.756	+ 1.114	12:35:49.965	8 -	47.719	+ 0.077	12:40:37.165
3 -	47.642		12:36:37.607	9 -	48.153	+ 0.511	12:41:25.318
4 -	47.826	+ 0.184	12:37:25.433	10 -	48.348	+ 0.706	12:42:13.666
5 -	47.990	+ 0.348	12:38:13.423	11 -	48.294	+ 0.652	12:43:01.960
6 -	48.189	+ 0.547	12:39:01.612	12 -	48.815	+ 1.173	12:43:50.775


Weather / Track : Sunny / Dry

Lydden Hill
Circuit Length = 1.0000 miles
Start: 12:33 End: 12:49

Lackford Engineering MG Midget Challenge Race

RACE 1 - GRID

ROW 5	50.933 6 Tom NEAT	53.840 20 Samantha DYSON
ROW 4	49.625 5 Andrew ACTMAN	50.742 7 Richard BRIDGE
ROW 3	48.725 14 Ian LANGFORD	49.080 54 Nigel PRATT
ROW 2	47.642 67 Martin MORRIS	48.467 44 Danny RUTA
ROW 1	45.556 1 Paul SIBLEY	46.334 63 Edward REEVE
Pole		



Lydden Hill
Circuit Length = 1.0000 miles

These results are provisional until the conclusion of any judicial and technical matters.

Clerk of Course :		Timekeeper :
-------------------	--	--------------

Lackford Engineering MG Midget Challenge Race

RACE 1 - CLASSIFICATION

POS	NO	CL	NAME	ENTRY	LAPS	TIME	GAP	DIFF	MPH	BEST	ON
1	1	A	Paul SIBLEY	MG Midget	20	15:47.333			76.00	46.091	3
2	67	A	Martin MORRIS	MG Midget	20	15:52.964	5.631	5.631	75.55	46.863	9
3	63	A	Edward REEVE	MG Midget	20	15:53.451	6.118	0.487	75.51	46.848	6
4	44	A	Danny RUTA	MG Midget	20	16:34.961	47.628	41.510	72.36	49.004	8
5	54	B	Nigel PRATT	MG Midget	19	15:51.766	1 lap	1 lap	71.86	49.262	11
6	5	B	Andrew ACTMAN	Austin Healey Sprite	19	15:52.170	1 lap	0.404	71.83	49.396	4
7	6	B	Tom NEAT	MG Midget	19	15:54.688	1 lap	2.518	71.64	49.340	8
8	14	B	Ian LANGFORD	MG Midget	19	16:17.296	1 lap	22.608	69.98	49.662	3
NOT CLASSIFIED											
DNF	7	B	Richard BRIDGE	MG Midget	13	11:01.191	7 laps	6 laps	70.77	49.665	4
DNF	20	B	Samantha DYSON	MG Midget	3	2:49.985	17 laps	10 laps	63.53	54.666	3
FASTEST LAP											
1	A	Paul SIBLEY	MG Midget	3	46.091	78.10 mph	125.69 kph				
54	B	Nigel PRATT	MG Midget	11	49.262	73.07 mph	117.60 kph				

Weather / Track : Sunny / Dry
 These results are provisional until the conclusion of any judicial and technical matters.

Lydden Hill
 Circuit Length = 1.0000 miles
 Start: 14:03 End: 14:20

Clerk of Course :	Timekeeper :
-------------------	--------------

Lackford Engineering MG Midget Challenge Race
RACE 1 - LAP CHART

Lap 1			Lap 2			Lap 3			Lap 4			Lap 5		
No	Behind	Laptime	No	Behind	Laptime	No	Behind	Laptime	No	Behind	Laptime	No	Behind	Laptime
1		51.628	1		46.395	1		46.091	1		46.344	1		46.626
67	1.061	52.689	67	2.621	47.955	63	4.092	47.381	63	4.751	47.003	63	5.442	47.317
54	1.751	53.379	63	2.802	46.988	67	4.528	47.998	67	5.825	47.641	67	6.515	47.316
63	2.209	53.837	54	4.876	49.520	54	8.627	49.842	54	12.575	50.292	54	15.847	49.898
44	2.453	54.081	44	5.330	49.272	44	8.956	49.717	44	13.031	50.419	44	16.071	49.666
5	4.137	55.765	5	7.730	49.988	5	11.195	49.556	5	14.247	49.396	5	17.428	49.807
14	4.334	55.962	6	8.255	50.204	6	11.794	49.630	6	14.981	49.531	6	18.201	49.846
6	4.446	56.074	14	9.245	51.306	14	12.816	49.662	14	16.752	50.280	14	20.111	49.985
7	5.390	57.018	7	9.802	50.807	7	13.565	49.854	7	16.886	49.665	7	20.349	50.089
20	8.957	1:00.585	20	17.296	54.734	20	25.871	54.666						

Weather / Track : Sunny / Dry

Lydden Hill
 Circuit Length = 1.0000 miles
 Start: 14:03 End: 14:20

Lackford Engineering MG Midget Challenge Race

RACE 1 - LAP CHART

Lap 6			Lap 7			Lap 8			Lap 9			Lap 10		
No	Behind	Laptime	No	Behind	Laptime	No	Behind	Laptime	No	Behind	Laptime	No	Behind	Laptime
1		46.585	1		46.758	1		46.564	1		46.567	1		47.310
63	5.705	46.848	63	6.282	47.335	63	6.961	47.243	63	7.569	47.175	63	7.471	47.212
67	7.122	47.192	67	7.724	47.360	67	8.142	46.982	67	8.438	46.863	67	8.162	47.034
44	18.506	49.020	44	20.977	49.229	44	23.417	49.004	44	26.983	50.133	44	28.805	49.132
54	19.288	50.026	54	22.029	49.499	54	24.860	49.395	54	27.967	49.674	54	30.036	49.379
5	20.633	49.790	5	23.500	49.625	5	26.684	49.748	5	29.929	49.812	5	32.585	49.966
6	20.984	49.368	6	24.422	50.196	6	27.198	49.340	6	30.387	49.756	6	32.797	49.720
14	23.743	50.217	14	27.742	50.757	14	31.409	50.231	7	35.660	50.593	7	38.306	49.956
7	24.112	50.348	7	28.017	50.663	7	31.634	50.181	14	36.309	51.467	14	39.550	50.551

Weather / Track : Sunny / Dry

Lydden Hill
 Circuit Length = 1.0000 miles
 Start: 14:03 End: 14:20

Lackford Engineering MG Midget Challenge Race

RACE 1 - LAP CHART

Lap 11			Lap 12			Lap 13			Lap 14			Lap 15		
No	Behind	Laptime	No	Behind	Laptime	No	Behind	Laptime	No	Behind	Laptime	No	Behind	Laptime
1		47.075	1		47.304	1		47.393	1		47.183	1		48.081
63	7.710	47.314	63	7.435	47.029	63	7.403	47.361	7	1 LAP	51.027	67	6.994	47.445
67	8.060	46.973	67	7.723	46.967	67	7.676	47.346	14	1 LAP	51.407	63	7.465	47.722
44	30.883	49.153	44	32.787	49.208	44	34.727	49.333	67	7.630	47.137	14	1 LAP	52.078
54	32.223	49.262	54	34.370	49.451	54	36.547	49.570	63	7.824	47.604	44	38.239	49.401
5	35.311	49.801	5	37.909	49.902	5	40.259	49.743	44	36.919	49.375	54	42.272	50.446
6	35.731	50.009	6	38.455	50.028	6	41.055	49.993	54	39.907	50.543	5	44.909	50.159
7	41.481	50.250	7	44.917	50.740				5	42.831	49.755	6	45.773	50.087
14	43.201	50.726	14	47.196	51.299				6	43.767	49.895			

Weather / Track : Sunny / Dry

Lydden Hill
 Circuit Length = 1.0000 miles
 Start: 14:03 End: 14:20

Lackford Engineering MG Midget Challenge Race
RACE 1 - LAP CHART


Lap 16			Lap 17			Lap 18			Lap 19			Lap 20		
No	Behind	Laptime	No	Behind	Laptime	No	Behind	Laptime	No	Behind	Laptime	No	Behind	Laptime
1		48.158	1		47.836	1		47.730	1		47.618	1		48.087
67	6.302	47.466	67	6.450	47.984	5	1 LAP	50.144	54	1 LAP	50.174	54	1 LAP	50.064
63	6.983	47.676	63	6.591	47.444	6	1 LAP	50.448	5	1 LAP	49.716	5	1 LAP	49.463
14	1 LAP	52.535	14	1 LAP	51.912	67	6.485	47.765	6	1 LAP	50.125	67	5.631	47.451
44	39.370	49.289	44	41.130	49.596	63	6.688	47.827	67	6.267	47.400	63	6.118	47.579
54	44.638	50.524	54	47.630	50.828	14	1 LAP	51.800	63	6.626	47.556	6	1 LAP	50.697
5	46.785	50.034				44	42.927	49.527	14	1 LAP	52.375	14	1 LAP	52.746
6	47.356	49.741							44	45.653	50.344	44	47.628	50.062

Weather / Track : Sunny / Dry

Lydden Hill
 Circuit Length = 1.0000 miles
 Start: 14:03 End: 14:20

Lackford Engineering MG Midget Challenge Race

RACE 5 - GRID

ROW 4	6 Tom NEAT	14 Ian LANGFORD
ROW 3	54 Nigel PRATT	5 Andrew ACTMAN
ROW 2	63 Edward REEVE	44 Danny RUTA
ROW 1	1 Paul SIBLEY	67 Martin MORRIS
Pole		
		


Lydden Hill
Circuit Length = 1.0000 miles

These results are provisional until the conclusion of any judicial and technical matters.

Clerk of Course :		Timekeeper :
-------------------	--	--------------

Lackford Engineering MG Midget Challenge Race

RACE 5 - GRID - RESTART

ROW 4	14 Ian LANGFORD	
ROW 3	6 Tom NEAT	7 Richard BRIDGE
ROW 2	63 Edward REEVE	54 Nigel PRATT
ROW 1	1 Paul SIBLEY	67 Martin MORRIS
Pole		
		

Lydden Hill
Circuit Length = 1.0000 miles

These results are provisional until the conclusion of any judicial and technical matters.

Clerk of Course :		Timekeeper :
-------------------	--	--------------

Lackford Engineering MG Midget Challenge Race

RACE 5 - CLASSIFICATION

POS	NO	CL	NAME	ENTRY	LAPS	TIME	GAP	DIFF	MPH	BEST	ON
1	1	A	Paul SIBLEY	MG Midget	13	10:19.708			75.51	46.615	2
2	67	A	Martin MORRIS	MG Midget	13	10:20.771	1.063	1.063	75.38	47.165	8
3	63	A	Edward REEVE	MG Midget	13	10:21.695	1.987	0.924	75.27	47.024	8
4	54	B	Nigel PRATT	MG Midget	13	11:04.484	44.776	42.789	70.42	50.273	9
5	7	B	Richard BRIDGE	MG Midget	13	11:07.287	47.579	2.803	70.13	50.242	10
NOT CLASSIFIED											
DNF	6	B	Tom NEAT	MG Midget	4	3:36.334	9 laps	9 laps	66.56	51.626	2
DNF	14	B	Ian LANGFORD	MG Midget	1	57.573	12 laps	3 laps	62.52		
DNF	5	B	Andrew ACTMAN	Austin Healey Sprite	0						
DNF	44	A	Danny RUTA	MG Midget	0						
FASTEST LAP											
1	A	Paul SIBLEY	MG Midget		2	46.615		77.22 mph		124.28 kph	
7	B	Richard BRIDGE	MG Midget		10	50.242		71.65 mph		115.31 kph	

Weather / Track : Sunny / Dry

These results are provisional until the conclusion of any judicial and technical matters.

Lydden Hill

Circuit Length = 1.0000 miles

Start: 15:37 End: 15:48

Clerk of Course :		Timekeeper :
-------------------	--	--------------

Lackford Engineering MG Midget Challenge Race
RACE 5 - LAP CHART

Lap 1			Lap 2			Lap 3			Lap 4			Lap 5		
No	Behind	Laptime	No	Behind	Laptime	No	Behind	Laptime	No	Behind	Laptime	No	Behind	Laptime
67		51.440	1		46.615	1		46.619	1		47.074	1		47.860
1	0.272	51.712	67	0.464	47.351	67	1.167	47.322	67	1.589	47.496	67	0.999	47.270
63	1.270	52.710	63	1.444	47.061	63	2.039	47.214	63	2.036	47.071	63	1.303	47.127
54	2.938	54.378	54	6.449	50.398	54	10.668	50.838	54	14.589	50.995	54	17.695	50.966
6	3.148	54.588	6	7.887	51.626	7	14.387	52.272	7	18.179	50.866	7	21.400	51.081
7	3.976	55.416	7	8.734	51.645	6	15.260	53.992	6	24.314	56.128			
14	6.133	57.573												

Weather / Track : Sunny / Dry

Lydden Hill
 Circuit Length = 1.0000 miles
 Start: 15:37 End: 15:48

Lackford Engineering MG Midget Challenge Race
RACE 5 - LAP CHART

Lap 6			Lap 7			Lap 8			Lap 9			Lap 10		
No	Behind	Laptime	No	Behind	Laptime	No	Behind	Laptime	No	Behind	Laptime	No	Behind	Laptime
1		47.125	1		47.004	1		46.964	1		46.967	1		47.569
67	1.148	47.274	67	1.382	47.238	67	1.583	47.165	67	2.054	47.438	67	1.858	47.373
63	1.350	47.172	63	1.704	47.358	63	1.764	47.024	63	2.320	47.523	63	1.968	47.217
54	21.472	50.902	54	25.414	50.946	54	29.489	51.039	54	32.795	50.273	54	36.194	50.968
7	25.159	50.884	7	28.578	50.423	7	32.033	50.419	7	35.625	50.559	7	38.298	50.242

Weather / Track : Sunny / Dry

Lydden Hill
 Circuit Length = 1.0000 miles
 Start: 15:37 End: 15:48

Lackford Engineering MG Midget Challenge Race
RACE 5 - LAP CHART

Lap 11			Lap 12			Lap 13		
No	Behind	Laptime	No	Behind	Laptime	No	Behind	Laptime
1		47.533	1		48.078	1		48.588
63	2.062	47.627	67	2.208	47.919	67	1.063	47.443
67	2.367	48.042	63	3.197	49.213	63	1.987	47.378
54	39.381	50.720	54	42.145	50.842	54	44.776	51.219
7	41.603	50.838	7	44.274	50.749	7	47.579	51.893

Weather / Track : Sunny / Dry

Lydden Hill
 Circuit Length = 1.0000 miles
 Start: 15:37 End: 15:48

SEMSEC Sports Racing and Kit Car Championship

QUALIFYING - RACE 2 - CLASSIFICATION

POS	NO	CL	NAME	ENTRY	TIME	ON	LAPS	GAP	DIFF	MPH
1	20	8	Mark BURTON	Jade Trackstar	40.232	3	3			89.47
2	66	8	David WATSON	Radical PR6	42.643	10	10	2.411	2.411	84.41
3	58	7	Charles HARVEY-KELLY	Radical SR4	42.664	5	10	2.432	0.021	84.37
4	41	7	Aaron BAILEY	Radical SR4	43.968	8	9	3.736	1.304	81.87
5	19	6	Bruce WILSON	Caterham CSR Superlight	44.392	12	15	4.160	0.424	81.09
6	31	6	Paul GIBB	Caterham 7 HPC	44.610	7	16	4.378	0.218	80.69
7	42	6	Andy BOURN	Caterham C400	44.924	8	11	4.692	0.314	80.13
8	1	6	Steve GARNER	Westfield Megabusa	45.019	15	15	4.787	0.095	79.96
9	24	5	Alastair HEYS	Westfield Megabusa	46.134	9	14	5.902	1.115	78.03
10	26	5	Stephen DEAN	Fisher Fury	46.967	13	15	6.735	0.833	76.64
11	53	6	Clive GIBBS	Westfield SE	47.046	10	14	6.814	0.079	76.51
12	3	5	Andrew GOORD	Caterham 7	49.332	7	10	9.100	2.286	72.97

Weather / Track : Sunny / Dry
 These results are provisional until the conclusion of any judicial and technical matters.

Lydden Hill
 Circuit Length = 1.0000 miles
 Start: 12:54 End: 13:07

Clerk of Course :		Timekeeper :
-------------------	--	--------------

SEMSEC Sports Racing and Kit Car Championship

QUALIFYING - RACE 2 - LAP ANALYSIS

1	Steve GARNER			6 Westfield Megabusa			
1 -	54.995	+ 9.976	12:55:17.398	9 -	46.595	+ 1.576	13:01:38.794
2 -	51.219	+ 6.200	12:56:08.617	10 -	48.586	+ 3.567	13:02:27.380
3 -	49.494	+ 4.475	12:56:58.111	11 -	46.130	+ 1.111	13:03:13.510
4 -	47.379	+ 2.360	12:57:45.490	12 -	46.140	+ 1.121	13:03:59.650
5 -	47.046	+ 2.027	12:58:32.536	13 -	47.036	+ 2.017	13:04:46.686
6 -	46.491	+ 1.472	12:59:19.027	14 -	46.241	+ 1.222	13:05:32.927
7 -	47.224	+ 2.205	13:00:06.251	15 -	45.019		13:06:17.946
8 -	45.948	+ 0.929	13:00:52.199				
3	Andrew GOORD			5 Caterham 7			
1 -	57.014	+ 7.682	12:55:18.930	6 -	50.134	+ 0.802	12:59:32.894
2 -	53.021	+ 3.689	12:56:11.951	7 -	49.332		13:00:22.226
3 -	51.050	+ 1.718	12:57:03.001	8 -	49.732	+ 0.400	13:01:11.958
4 -	49.976	+ 0.644	12:57:52.977	9 -	49.483	+ 0.151	13:02:01.441
5 -	49.783	+ 0.451	12:58:42.760	10 -	52.515	+ 3.183	13:02:53.956
19	Bruce WILSON			6 Caterham CSR Superlight			
1 -	58.034	+ 13.642	12:55:34.167	9 -	45.127	+ 0.735	13:01:47.959
2 -	50.685	+ 6.293	12:56:24.852	10 -	45.116	+ 0.724	13:02:33.075
3 -	48.163	+ 3.771	12:57:13.015	11 -	44.755	+ 0.363	13:03:17.830
4 -	46.050	+ 1.658	12:57:59.065	12 -	44.392		13:04:02.222
5 -	46.171	+ 1.779	12:58:45.236	13 -	44.706	+ 0.314	13:04:46.928
6 -	46.854	+ 2.462	12:59:32.090	14 -	44.455	+ 0.063	13:05:31.383
7 -	45.118	+ 0.726	13:00:17.208	15 -	44.662	+ 0.270	13:06:16.045
8 -	45.624	+ 1.232	13:01:02.832				
20	Mark BURTON			8 Jade Trackstar			
1 -	50.961	+ 10.729	12:55:07.084	3 -	40.232		12:56:29.966
2 -	42.650	+ 2.418	12:55:49.734				
24	Alastair HEYS			5 Westfield Megabusa			
1 -	1:01.571	+ 15.437	12:55:29.918	8 -	46.836	+ 0.702	13:01:09.017
2 -	55.879	+ 9.745	12:56:25.797	9 -	46.134		13:01:55.151
3 -	49.329	+ 3.195	12:57:15.126	10 -	46.840	+ 0.706	13:02:41.991
4 -	46.895	+ 0.761	12:58:02.021	11 -	47.441	+ 1.307	13:03:29.432
5 -	46.935	+ 0.801	12:58:48.956	12 -	46.281	+ 0.147	13:04:15.713
6 -	46.364	+ 0.230	12:59:35.320	13 -	47.498	+ 1.364	13:05:03.211
7 -	46.861	+ 0.727	13:00:22.181	14 -	1:00.410	+ 14.276	13:06:03.621
26	Stephen DEAN			5 Fisher Fury			
1 -	53.773	+ 6.806	12:55:20.689	9 -	47.960	+ 0.993	13:01:54.462
2 -	53.043	+ 6.076	12:56:13.732	10 -	47.194	+ 0.227	13:02:41.656
3 -	48.581	+ 1.614	12:57:02.313	11 -	50.611	+ 3.644	13:03:32.267
4 -	47.040	+ 0.073	12:57:49.353	12 -	49.506	+ 2.539	13:04:21.773
5 -	47.461	+ 0.494	12:58:36.814	13 -	46.967		13:05:08.740
6 -	47.295	+ 0.328	12:59:24.109	14 -	47.506	+ 0.539	13:05:56.246
7 -	47.713	+ 0.746	13:00:11.822	15 -	48.044	+ 1.077	13:06:44.290
8 -	54.680	+ 7.713	13:01:06.502				
31	Paul GIBB			6 Caterham 7 HPC			
1 -	55.317	+ 10.707	12:55:14.479	9 -	45.029	+ 0.419	13:01:16.647
2 -	47.047	+ 2.437	12:56:01.526	10 -	44.983	+ 0.373	13:02:01.630
3 -	45.343	+ 0.733	12:56:46.869	11 -	45.253	+ 0.643	13:02:46.883
4 -	44.674	+ 0.064	12:57:31.543	12 -	45.249	+ 0.639	13:03:32.132
5 -	45.217	+ 0.607	12:58:16.760	13 -	45.134	+ 0.524	13:04:17.266
6 -	44.677	+ 0.067	12:59:01.437	14 -	44.821	+ 0.211	13:05:02.087
7 -	44.610		12:59:46.047	15 -	45.142	+ 0.532	13:05:47.229
8 -	45.571	+ 0.961	13:00:31.618	16 -	45.014	+ 0.404	13:06:32.243
41	Aaron BAILEY			7 Radical SR4			
1 -	55.286	+ 11.318	12:55:19.076	6 -	44.170	+ 0.202	12:59:04.978

Weather / Track : Sunny / Dry

Lydden Hill
Circuit Length = 1.0000 miles
Start: 12:54 End: 13:07

SEMSEC Sports Racing and Kit Car Championship

QUALIFYING - RACE 2 - LAP ANALYSIS


2 -	47.563	+ 3.595	12:56:06.639	7 -	46.001	+ 2.033	12:59:50.979
3 -	45.155	+ 1.187	12:56:51.794	8 -	43.968		13:00:34.947
4 -	44.933	+ 0.965	12:57:36.727	9 -	44.178	+ 0.210	13:01:19.125
5 -	44.081	+ 0.113	12:58:20.808				
42	Andy BOURN		6	Caterham C400			
1 -	55.091	+ 10.167	12:55:19.682	7 -	45.282	+ 0.358	12:59:57.581
2 -	49.160	+ 4.236	12:56:08.842	8 -	44.924		13:00:42.505
3 -	46.800	+ 1.876	12:56:55.642	9 -	44.969	+ 0.045	13:01:27.474
4 -	45.646	+ 0.722	12:57:41.288	10 -	4:10.464	+ 3:25.540	13:05:37.938
5 -	45.673	+ 0.749	12:58:26.961	11 -	46.496	+ 1.572	13:06:24.434
6 -	45.338	+ 0.414	12:59:12.299				
53	Clive GIBBS		6	Westfield SE			
1 -	1:02.624	+ 15.578	12:55:32.694	8 -	47.467	+ 0.421	13:01:20.770
2 -	54.128	+ 7.082	12:56:26.822	9 -	47.706	+ 0.660	13:02:08.476
3 -	51.379	+ 4.333	12:57:18.201	10 -	47.046		13:02:55.522
4 -	51.142	+ 4.096	12:58:09.343	11 -	47.869	+ 0.823	13:03:43.391
5 -	48.437	+ 1.391	12:58:57.780	12 -	47.999	+ 0.953	13:04:31.390
6 -	47.146	+ 0.100	12:59:44.926	13 -	47.982	+ 0.936	13:05:19.372
7 -	48.377	+ 1.331	13:00:33.303	14 -	47.756	+ 0.710	13:06:07.128
58	Charles HARVEY-KELLY		7	Radical SR4			
1 -	47.956	+ 5.292	12:55:01.012	6 -	42.745	+ 0.081	12:58:36.175
2 -	42.888	+ 0.224	12:55:43.900	7 -	43.078	+ 0.414	12:59:19.253
3 -	42.919	+ 0.255	12:56:26.819	8 -	43.317	+ 0.653	13:00:02.570
4 -	43.947	+ 1.283	12:57:10.766	9 -	42.681	+ 0.017	13:00:45.251
5 -	42.664		12:57:53.430	10 -	43.190	+ 0.526	13:01:28.441
66	David WATSON		8	Radical PR6			
1 -	50.171	+ 7.528	12:55:07.855	6 -	42.748	+ 0.105	12:58:45.360
2 -	44.385	+ 1.742	12:55:52.240	7 -	43.220	+ 0.577	12:59:28.580
3 -	43.491	+ 0.848	12:56:35.731	8 -	43.230	+ 0.587	13:00:11.810
4 -	43.517	+ 0.874	12:57:19.248	9 -	43.184	+ 0.541	13:00:54.994
5 -	43.364	+ 0.721	12:58:02.612	10 -	42.643		13:01:37.637

Weather / Track : Sunny / Dry

Lydden Hill
Circuit Length = 1.0000 miles
Start: 12:54 End: 13:07

SEMSEC Sports Racing and Kit Car Championship

RACE 2 - GRID

ROW 6	47.046 53 Clive GIBBS	49.332 3 Andrew GOORD
ROW 5	46.134 24 Alastair HEYS	46.967 26 Stephen DEAN
ROW 4	44.924 42 Andy BOURN	45.019 1 Steve GARNER
ROW 3	44.392 19 Bruce WILSON	44.610 31 Paul GIBB
ROW 2	42.664 58 Charles HARVEY-KELLY	43.968 41 Aaron BAILEY
ROW 1	40.232 20 Mark BURTON	42.643 66 David WATSON
Pole		
		

Lydden Hill
Circuit Length = 1.0000 miles

These results are provisional until the conclusion of any judicial and technical matters.

Clerk of Course :		Timekeeper :
-------------------	--	--------------

SEMSEC Sports Racing and Kit Car Championship

RACE 2 - CLASSIFICATION

POS	NO	CL	NAME	ENTRY	LAPS	TIME	GAP	DIFF	MPH	BEST	ON
1	20	8	Mark BURTON	Jade Trackstar	15	10:39.704			84.41	41.575	9
2	66	8	David WATSON	Radical PR6	15	10:45.616	5.912	5.912	83.63	42.177	6
3	58	7	Charles HARVEY-KELLY	Radical SR4	15	10:46.177	6.473	0.561	83.56	42.083	4
4	31	6	Paul GIBB	Caterham 7 HPC	15	11:18.560	38.856	32.383	79.57	44.440	6
5	19	6	Bruce WILSON	Caterham CSR Superlight	15	11:21.521	41.817	2.961	79.23	44.668	13
6	41	7	Aaron BAILEY	Radical SR4	15	11:21.718	42.014	0.197	79.20	44.094	7
7	1	6	Steve GARNER	Westfield Megabusa	14	10:40.501	1 lap	1 lap	78.68	44.748	9
8	42	6	Andy BOURN	Caterham C400	14	10:40.767	1 lap	0.266	78.65	44.935	6
9	53	6	Clive GIBBS	Westfield SE	14	10:42.346	1 lap	1.579	78.46	44.483	11
10	26	5	Stephen DEAN	Fisher Fury	14	11:16.252	1 lap	33.906	74.52	46.901	11

NOT CLASSIFIED

DNF	24	5	Alastair HEYS	Westfield Megabusa	9	6:59.055	6 laps	5 laps	77.31	45.496	8
DNF	3	5	Andrew GOORD	Caterham 7	3	2:37.622	12 laps	6 laps	68.51	49.617	2

FASTEST LAP

20	8	Mark BURTON	Jade Trackstar	9	41.575	86.58 mph	139.35 kph
58	7	Charles HARVEY-KELLY	Radical SR4	4	42.083	85.54 mph	137.66 kph
31	6	Paul GIBB	Caterham 7 HPC	6	44.440	81.00 mph	130.36 kph
24	5	Alastair HEYS	Westfield Megabusa	8	45.496	79.12 mph	127.34 kph

Weather / Track : Sunny / Dry

These results are provisional until the conclusion of any judicial and technical matters.

Lydden Hill

Circuit Length = 1.0000 miles

Start: 14:27 End: 14:38

Clerk of Course :	Timekeeper :
-------------------	--------------

SEMSEC Sports Racing and Kit Car Championship
RACE 2 - LAP CHART

Lap 1			Lap 2			Lap 3			Lap 4			Lap 5		
No	Behind	Laptime	No	Behind	Laptime	No	Behind	Laptime	No	Behind	Laptime	No	Behind	Laptime
20		45.082	20		41.809	20		42.891	20		42.733	20		43.247
66	1.886	46.968	66	2.984	42.907	66	2.744	42.651	66	2.853	42.842	66	2.331	42.725
19	4.099	49.181	58	4.965	42.473	58	4.611	42.537	58	3.961	42.083	58	2.909	42.195
58	4.301	49.383	19	7.908	45.618	19	10.297	45.280	19	12.736	45.172	19	14.180	44.691
31	4.580	49.662	31	8.172	45.401	41	10.470	44.695	31	13.878	45.827	31	15.076	44.445
1	5.558	50.640	41	8.666	44.316	31	10.784	45.503	41	14.111	46.374	41	15.508	44.644
42	5.712	50.794	1	9.862	46.113	1	12.237	45.266	1	15.229	45.725	1	17.061	45.079
41	6.159	51.241	42	10.012	46.109	42	12.792	45.671	42	15.376	45.317	42	17.497	45.368
53	6.591	51.673	53	10.821	46.039	53	14.124	46.194	53	17.679	46.288	53	20.174	45.742
24	7.085	52.167	24	11.013	45.737	24	14.304	46.182	24	17.734	46.163	24	20.523	46.036
26	7.947	53.029	26	13.289	47.151	26	17.553	47.155	26	25.354	50.534	26	29.786	47.679
3	10.291	55.373	3	18.099	49.617	3	27.840	52.632						

Weather / Track : Sunny / Dry

Lydden Hill
 Circuit Length = 1.0000 miles
 Start: 14:27 End: 14:38

SEMSEC Sports Racing and Kit Car Championship
RACE 2 - LAP CHART

Lap 6			Lap 7			Lap 8			Lap 9			Lap 10		
No	Behind	Laptime	No	Behind	Laptime	No	Behind	Laptime	No	Behind	Laptime	No	Behind	Laptime
20		42.030	20		41.813	20		42.473	20		41.575	20		41.698
66	2.478	42.177	66	3.334	42.669	26	1 LAP	49.424	66	5.254	43.316	66	6.018	42.462
58	3.481	42.602	58	4.040	42.372	66	3.513	42.652	58	6.137	43.002	58	7.514	43.075
19	17.049	44.899	19	20.414	45.178	58	4.710	43.143	26	1 LAP	48.610	26	1 LAP	47.196
31	17.486	44.440	31	20.562	44.889	31	22.901	44.812	31	26.299	44.973	31	29.365	44.764
41	19.104	45.626	41	21.385	44.094	19	23.500	45.559	41	26.749	44.551	41	30.778	45.727
1	19.973	44.942	1	23.303	45.143	41	23.773	44.861	19	27.509	45.584	19	31.342	45.531
42	20.402	44.935	42	23.573	44.984	1	25.961	45.131	1	29.134	44.748	1	33.201	45.765
53	23.707	45.563	53	26.932	45.038	42	26.100	45.000	42	29.656	45.131	42	33.376	45.418
24	24.126	45.633	24	28.355	46.042	53	29.744	45.285	53	33.506	45.337	53	36.850	45.042
26	35.019	47.263				24	31.378	45.496	24	35.402	45.599			

Weather / Track : Sunny / Dry

Lydden Hill
 Circuit Length = 1.0000 miles
 Start: 14:27 End: 14:38

SEMSEC Sports Racing and Kit Car Championship
RACE 2 - LAP CHART


Lap 11			Lap 12			Lap 13			Lap 14			Lap 15		
No	Behind	Laptime	No	Behind	Laptime	No	Behind	Laptime	No	Behind	Laptime	No	Behind	Laptime
20		42.501	20		42.445	20		42.389	20		42.408	20		44.610
66	6.382	42.865	66	6.910	42.973	66	6.943	42.422	53	1 LAP	45.452	1	1 LAP	45.875
58	7.376	42.363	58	7.359	42.428	58	7.387	42.417	66	7.390	42.855	42	1 LAP	45.969
26	1 LAP	48.243	26	1 LAP	46.901	26	1 LAP	47.379	58	7.903	42.924	53	1 LAP	45.286
31	31.609	44.745	31	33.954	44.790	31	36.260	44.695	26	1 LAP	48.162	66	5.912	43.132
41	32.869	44.592	41	34.833	44.409	41	36.935	44.491	31	38.712	44.860	58	6.473	43.180
19	33.824	44.983	19	36.240	44.861	19	38.519	44.668	41	38.983	44.456	26	1 LAP	47.526
1	35.986	45.286	1	38.925	45.384	1	41.940	45.404	19	41.331	45.220	31	38.856	44.754
42	36.085	45.210	42	39.062	45.422	42	42.112	45.439				19	41.817	45.096
53	38.832	44.483	53	41.311	44.924							41	42.014	47.641

Weather / Track : Sunny / Dry

Lydden Hill
 Circuit Length = 1.0000 miles
 Start: 14:27 End: 14:38

SEMSEC Sports Racing and Kit Car Championship

RACE 6 - GRID

ROW 6	24 Alastair HEYS	3 Andrew GOORD
ROW 5	53 Clive GIBBS	26 Stephen DEAN
ROW 4	1 Steve GARNER	42 Andy BOURN
ROW 3	19 Bruce WILSON	41 Aaron BAILEY
ROW 2	58 Charles HARVEY-KELLY	31 Paul GIBB
ROW 1	20 Mark BURTON	66 David WATSON
Pole		
		

Lydden Hill
Circuit Length = 1.0000 miles

These results are provisional until the conclusion of any judicial and technical matters.

Clerk of Course :		Timekeeper :
-------------------	--	--------------

SEMSEC Sports Racing and Kit Car Championship

RACE 6 - CLASSIFICATION

POS	NO	CL	NAME	ENTRY	LAPS	TIME	GAP	DIFF	MPH	BEST	ON
1	20	8	Mark BURTON	Jade Trackstar	15	10:43.100			83.96	41.022	2
2	58	7	Charles HARVEY-KELLY	Radical SR4	15	10:46.334	3.234	3.234	83.54	41.939	3
3	66	8	David WATSON	Radical PR6	15	10:49.076	5.976	2.742	83.19	42.311	10
4	31	6	Paul GIBB	Caterham 7 HPC	15	11:20.225	37.125	31.149	79.38	44.736	6
5	19	6	Bruce WILSON	Caterham CSR Superlight	15	11:23.411	40.311	3.186	79.01	44.510	7
6	42	6	Andy BOURN	Caterham C400	15	11:25.430	42.330	2.019	78.78	44.955	10
7	53	6	Clive GIBBS	Westfield SE	15	11:26.861	43.761	1.431	78.61	44.645	12
8	24	5	Alastair HEYS	Westfield Megabusa	14	10:49.958	1 lap	1 lap	77.54	45.332	6
9	26	5	Stephen DEAN	Fisher Fury	14	11:05.905	1 lap	15.947	75.68	46.488	7

NOT CLASSIFIED

DNF	41	7	Aaron BAILEY	Radical SR4	13	9:50.707	2 laps	1 lap	79.22	44.673	10
DNF	1	6	Steve GARNER	Westfield Megabusa	10	7:36.548	5 laps	3 laps	78.85	44.579	9

FASTEST LAP

20	8	Mark BURTON	Jade Trackstar	2	41.022	87.75 mph	141.22 kph
58	7	Charles HARVEY-KELLY	Radical SR4	3	41.939	85.83 mph	138.14 kph
19	6	Bruce WILSON	Caterham CSR Superlight	7	44.510	80.87 mph	130.16 kph
24	5	Alastair HEYS	Westfield Megabusa	6	45.332	79.41 mph	127.80 kph

Weather / Track : Sunny / Dry

These results are provisional until the conclusion of any judicial and technical matters.

Lydden Hill

Circuit Length = 1.0000 miles

Start: 15:56 End: 16:08

Clerk of Course :		Timekeeper :	
-------------------	--	--------------	--

SEMSEC Sports Racing and Kit Car Championship
RACE 6 - LAP CHART

Lap 1			Lap 2			Lap 3			Lap 4			Lap 5		
No	Behind	Laptime	No	Behind	Laptime	No	Behind	Laptime	No	Behind	Laptime	No	Behind	Laptime
20		46.674	20		41.022	20		42.128	20		41.977	20		41.608
66	0.613	47.287	66	2.516	42.925	66	2.996	42.608	58	4.116	42.476	58	5.011	42.503
58	2.475	49.149	58	3.806	42.353	58	3.617	41.939	66	4.353	43.334	66	5.609	42.864
31	3.712	50.386	31	8.113	45.423	31	10.768	44.783	31	13.884	45.093	31	17.320	45.044
41	4.026	50.700	41	8.353	45.349	41	11.499	45.274	41	14.389	44.867	41	17.780	44.999
42	4.531	51.205	1	9.576	45.866	1	12.692	45.244	1	15.502	44.787	1	18.763	44.869
1	4.732	51.406	19	10.119	45.984	19	13.111	45.120	19	16.103	44.969	19	20.193	45.698
19	5.157	51.831	42	10.224	46.715	42	13.546	45.450	42	16.928	45.359	42	20.913	45.593
53	5.558	52.232	53	10.565	46.029	53	14.786	46.349	53	18.159	45.350	53	22.827	46.276
24	6.005	52.679	24	10.891	45.908	24	15.364	46.601	24	19.093	45.706	24	23.988	46.503
26	6.820	53.494	26	12.785	46.987	26	17.216	46.559	26	21.905	46.666	26	26.795	46.498

Weather / Track : Sunny / Dry

Lydden Hill
 Circuit Length = 1.0000 miles
 Start: 15:56 End: 16:08

SEMSEC Sports Racing and Kit Car Championship
RACE 6 - LAP CHART

Lap 6			Lap 7			Lap 8			Lap 9			Lap 10		
No	Behind	Laptime	No	Behind	Laptime	No	Behind	Laptime	No	Behind	Laptime	No	Behind	Laptime
20		43.234	20		44.653	20		42.786	20		42.128	20		42.276
58	4.366	42.589	58	2.429	42.716	58	2.243	42.600	58	2.735	42.620	58	3.010	42.551
66	5.112	42.737	66	3.316	42.857	66	3.484	42.954	66	3.684	42.328	66	3.719	42.311
31	18.822	44.736	31	19.476	45.307	31	21.532	44.842	31	24.315	44.911	31	26.808	44.769
41	19.474	44.928	41	19.754	44.933	41	21.990	45.022	41	24.897	45.035	41	27.294	44.673
1	20.420	44.891	1	20.580	44.813	1	23.115	45.321	1	25.566	44.579	1	28.062	44.772
19	21.625	44.666	19	21.482	44.510	19	24.117	45.421	19	27.020	45.031	19	29.530	44.786
42	22.820	45.141	42	23.560	45.393	42	25.888	45.114	42	28.727	44.967	42	31.406	44.955
53	24.662	45.069	53	24.857	44.848	53	26.926	44.855	53	29.705	44.907	53	32.305	44.876
24	26.086	45.332	24	27.006	45.573	24	29.779	45.559	24	33.463	45.812	24	36.979	45.792
26	30.348	46.787	26	32.183	46.488	26	36.386	46.989	26	41.746	47.488			

Weather / Track : Sunny / Dry

Lydden Hill
 Circuit Length = 1.0000 miles
 Start: 15:56 End: 16:08

SEMSEC Sports Racing and Kit Car Championship
RACE 6 - LAP CHART

Lap 11			Lap 12			Lap 13			Lap 14			Lap 15		
No	Behind	Laptime	No	Behind	Laptime	No	Behind	Laptime	No	Behind	Laptime	No	Behind	Laptime
20		42.614	20		43.026	20		42.444	20		42.934	20		43.596
58	3.127	42.731	58	2.919	42.818	24	1 LAP	45.830	58	3.637	43.081	58	3.234	43.193
66	4.450	43.345	66	5.017	43.593	58	3.490	43.015	24	1 LAP	46.519	66	5.976	43.435
26	1 LAP	48.789	26	1 LAP	46.911	66	5.510	42.937	66	6.137	43.561	24	1 LAP	46.138
31	29.251	45.057	31	31.187	44.962	26	1 LAP	47.175	26	1 LAP	47.167	26	1 LAP	47.907
41	29.698	45.018	41	31.754	45.082	31	33.498	44.755	31	35.786	45.222	31	37.125	44.935
19	32.317	45.401	19	34.111	44.820	41	34.137	44.827	19	38.951	45.310	19	40.311	44.956
42	33.796	45.004	42	35.956	45.186	19	36.575	44.908	42	40.876	44.957	42	42.330	45.050
53	34.896	45.205	53	36.515	44.645	42	38.853	45.341	53	41.836	45.261	53	43.761	45.521
24	40.371	46.006				53	39.509	45.438						

Weather / Track : Sunny / Dry

Lydden Hill
 Circuit Length = 1.0000 miles
 Start: 15:56 End: 16:08

SEMSEC Saloon and Sports Car Championship

QUALIFYING - RACE 3 - CLASSIFICATION

POS	NO	CL	NAME	ENTRY	TIME	ON	LAPS	GAP	DIFF	MPH
1	26	2	Bill RICHARDS	Rover Mini Clubman	45.754	8	11			78.67
2	96	3	Nigel CRAIG	Subaru Impreza Turbo 4WD	45.790	7	7	0.036	0.036	78.61
3	7	2	Peter OSBORNE	Renault Clio 16v	48.395	5	14	2.641	2.605	74.38
4	54	1	Nigel PRATT	MG Midget	49.424	8	10	3.670	1.029	72.83
5	2	2	Barrie COPE	Ford Fiesta XR2	50.057	3	8	4.303	0.633	71.91
6	13	4	Mary GRINHAM	Rover/Maguire Mini	50.070	13	13	4.316	0.013	71.89
7	31	4	John AITKENHEAD	Volkswagen Beetle	50.449	9	10	4.695	0.379	71.35
8	68	A	Neil GARDINER	Rover Metro	50.684	9	9	4.930	0.235	71.02
9	74	1	Paul BERNAL-RYAN	MG Midget	50.916	5	8	5.162	0.232	70.70
10	4	1	Jonathan NICHOLLS	Ford Fiesta	53.794	13	13	8.040	2.878	66.92

Weather / Track : Sunny / Dry
 These results are provisional until the conclusion of any judicial and technical matters.

Lydden Hill
 Circuit Length = 1.0000 miles
 Start: 13:08 End: 13:21

Clerk of Course :		Timekeeper :
-------------------	--	--------------

SEMSEC Saloon and Sports Car Championship

QUALIFYING - RACE 3 - LAP ANALYSIS

2	Barrie COPE			2 Ford Fiesta XR2			
1 -	56.995	+ 6.938	13:09:53.209	5 -	50.228	+ 0.171	13:13:15.484
2 -	51.394	+ 1.337	13:10:44.603	6 -	50.811	+ 0.754	13:14:06.295
3 -	50.057		13:11:34.660	7 -	51.587	+ 1.530	13:14:57.882
4 -	50.596	+ 0.539	13:12:25.256	8 -	51.496	+ 1.439	13:15:49.378
4	Jonathan NICHOLLS			1 Ford Fiesta			
1 -	1:08.012	+ 14.218	13:10:09.096	8 -	54.679	+ 0.885	13:16:38.160
2 -	58.921	+ 5.127	13:11:08.017	9 -	53.896	+ 0.102	13:17:32.056
3 -	55.708	+ 1.914	13:12:03.725	10 -	55.414	+ 1.620	13:18:27.470
4 -	56.280	+ 2.486	13:13:00.005	11 -	54.035	+ 0.241	13:19:21.505
5 -	54.785	+ 0.991	13:13:54.790	12 -	53.811	+ 0.017	13:20:15.316
6 -	54.052	+ 0.258	13:14:48.842	13 -	53.794		13:21:09.110
7 -	54.639	+ 0.845	13:15:43.481				
7	Peter OSBORNE			2 Renault Clio 16v			
1 -	1:01.723	+ 13.328	13:09:57.171	8 -	48.893	+ 0.498	13:15:45.221
2 -	53.760	+ 5.365	13:10:50.931	9 -	49.176	+ 0.781	13:16:34.397
3 -	49.007	+ 0.612	13:11:39.938	10 -	55.397	+ 7.002	13:17:29.794
4 -	48.936	+ 0.541	13:12:28.874	11 -	1:05.715	+ 17.320	13:18:35.509
5 -	48.395		13:13:17.269	12 -	58.638	+ 10.243	13:19:34.147
6 -	49.366	+ 0.971	13:14:06.635	13 -	49.548	+ 1.153	13:20:23.695
7 -	49.693	+ 1.298	13:14:56.328	14 -	49.450	+ 1.055	13:21:13.145
13	Mary GRINHAM			4 Rover/Maguire Mini			
1 -	1:07.855	+ 17.785	13:10:08.521	8 -	51.677	+ 1.607	13:16:30.336
2 -	58.504	+ 8.434	13:11:07.025	9 -	51.582	+ 1.512	13:17:21.918
3 -	55.930	+ 5.860	13:12:02.955	10 -	50.588	+ 0.518	13:18:12.506
4 -	55.942	+ 5.872	13:12:58.897	11 -	50.989	+ 0.919	13:19:03.495
5 -	54.383	+ 4.313	13:13:53.280	12 -	51.308	+ 1.238	13:19:54.803
6 -	52.819	+ 2.749	13:14:46.099	13 -	50.070		13:20:44.873
7 -	52.560	+ 2.490	13:15:38.659				
26	Bill RICHARDS			2 Rover Mini Clubman			
1 -	1:05.628	+ 19.874	13:10:05.985	7 -	46.196	+ 0.442	13:15:02.571
2 -	55.412	+ 9.658	13:11:01.397	8 -	45.754		13:15:48.325
3 -	51.227	+ 5.473	13:11:52.624	9 -	46.277	+ 0.523	13:16:34.602
4 -	49.401	+ 3.647	13:12:42.025	10 -	47.483	+ 1.729	13:17:22.085
5 -	47.276	+ 1.522	13:13:29.301	11 -	50.623	+ 4.869	13:18:12.708
6 -	47.074	+ 1.320	13:14:16.375				
31	John AITKENHEAD			4 Volkswagen Beetle			
1 -	1:04.762	+ 14.313	13:10:06.581	6 -	51.073	+ 0.624	13:14:32.149
2 -	58.226	+ 7.777	13:11:04.807	7 -	50.750	+ 0.301	13:15:22.899
3 -	53.271	+ 2.822	13:11:58.078	8 -	50.941	+ 0.492	13:16:13.840
4 -	51.684	+ 1.235	13:12:49.762	9 -	50.449		13:17:04.289
5 -	51.314	+ 0.865	13:13:41.076	10 -	50.650	+ 0.201	13:17:54.939
54	Nigel PRATT			1 MG Midget			
1 -	57.089	+ 7.665	13:09:58.588	6 -	50.125	+ 0.701	13:14:06.947
2 -	49.734	+ 0.310	13:10:48.322	7 -	50.970	+ 1.546	13:14:57.917
3 -	49.569	+ 0.145	13:11:37.891	8 -	49.424		13:15:47.341
4 -	49.484	+ 0.060	13:12:27.375	9 -	49.848	+ 0.424	13:16:37.189
5 -	49.447	+ 0.023	13:13:16.822	10 -	49.555	+ 0.131	13:17:26.744
68	Neil GARDINER			A Rover Metro			
1 -	1:04.080	+ 13.396	13:10:07.031	6 -	50.901	+ 0.217	13:14:28.453
2 -	54.992	+ 4.308	13:11:02.023	7 -	51.659	+ 0.975	13:15:20.112
3 -	51.926	+ 1.242	13:11:53.949	8 -	52.193	+ 1.509	13:16:12.305
4 -	51.971	+ 1.287	13:12:45.920	9 -	50.684		13:17:02.989
5 -	51.632	+ 0.948	13:13:37.552				

Weather / Track : Sunny / Dry

Lydden Hill
Circuit Length = 1.0000 miles
Start: 13:08 End: 13:21

SEMSEC Saloon and Sports Car Championship
QUALIFYING - RACE 3 - LAP ANALYSIS


74	Paul BERNAL-RYAN			1 MG Midget			
1 -	58.862	+ 7.946	13:09:51.852	5 -	50.916		13:13:21.898
2 -	54.247	+ 3.331	13:10:46.099	6 -	51.375	+ 0.459	13:14:13.273
3 -	52.750	+ 1.834	13:11:38.849	7 -	51.923	+ 1.007	13:15:05.196
4 -	52.133	+ 1.217	13:12:30.982	8 -	52.058	+ 1.142	13:15:57.254
96	Nigel CRAIG			3 Subaru Impreza Turbo 4WD			
1 -	58.201	+ 12.411	13:09:50.551	5 -	45.972	+ 0.182	13:13:05.830
2 -	49.002	+ 3.212	13:10:39.553	6 -	58.350	+ 12.560	13:14:04.180
3 -	46.057	+ 0.267	13:11:25.610	7 -	45.790		13:14:49.970
4 -	54.248	+ 8.458	13:12:19.858				

Weather / Track : Sunny / Dry

Lydden Hill
 Circuit Length = 1.0000 miles
 Start: 13:08 End: 13:21

SEMSEC Saloon and Sports Car Championship

RACE 3 - GRID

ROW 5	50.916 74 Paul BERNAL-RYAN	53.794 4 Jonathan NICHOLLS
ROW 4	50.449 31 John AITKENHEAD	50.684 68 Neil GARDINER
ROW 3	50.057 2 Barrie COPE	50.070 13 Mary GRINHAM
ROW 2	48.395 7 Peter OSBORNE	49.424 54 Nigel PRATT
ROW 1	45.754 26 Bill RICHARDS	45.790 96 Nigel CRAIG
Pole		
		

Lydden Hill
Circuit Length = 1.0000 miles

These results are provisional until the conclusion of any judicial and technical matters.

Clerk of Course :		Timekeeper :
-------------------	--	--------------

SEMSEC Saloon and Sports Car Championship

RACE 3 - CLASSIFICATION

POS	NO	CL	NAME	ENTRY	LAPS	TIME	GAP	DIFF	MPH	BEST	ON
1	26	2	Bill RICHARDS	Rover Mini Clubman	15	12:03.168			74.66	46.248	3
2	54	1	Nigel PRATT	MG Midget	15	12:28.431	25.263	25.263	72.14	49.064	3
3	13	4	Mary GRINHAM	Rover/Maguire Mini	15	12:29.185	26.017	0.754	72.07	49.191	10
4	96	3	Nigel CRAIG	Subaru Impreza Turbo 4WD	15	12:35.497	32.329	6.312	71.47	46.266	2
5	7	2	Peter OSBORNE	Renault Clio 16v	15	12:35.644	32.476	0.147	71.46	49.231	8
6	2	2	Barrie COPE	Ford Fiesta XR2	15	12:46.419	43.251	10.775	70.45	50.171	4
7	31	4	John AITKENHEAD	Volkswagen Beetle	15	12:46.958	43.790	0.539	70.40	49.942	10
8	74	1	Paul BERNAL-RYAN	MG Midget	14	12:16.204	1 lap	1 lap	68.45	50.486	5
9	68	A	Neil GARDINER	Rover Metro	14	12:21.032	1 lap	4.828	68.01	51.714	5
10	4	1	Jonathan NICHOLLS	Ford Fiesta	14	12:46.553	1 lap	25.521	65.74	53.579	2

FASTEST LAP

26	2	Bill RICHARDS	Rover Mini Clubman	3	46.248	77.83 mph	125.26 kph
96	3	Nigel CRAIG	Subaru Impreza Turbo 4WD	2	46.266	77.80 mph	125.22 kph
54	1	Nigel PRATT	MG Midget	3	49.064	73.37 mph	118.07 kph
13	4	Mary GRINHAM	Rover/Maguire Mini	10	49.191	73.18 mph	117.77 kph
68	A	Neil GARDINER	Rover Metro	5	51.714	69.61 mph	112.02 kph

Weather / Track : Sunny / Dry

These results are provisional until the conclusion of any judicial and technical matters.

Lydden Hill

Circuit Length = 1.0000 miles

Start: 14:43 End: 14:57

Clerk of Course :

Timekeeper :

SEMSEC Saloon and Sports Car Championship
RACE 3 - LAP CHART

Lap 1			Lap 2			Lap 3			Lap 4			Lap 5		
No	Behind	Laptime	No	Behind	Laptime	No	Behind	Laptime	No	Behind	Laptime	No	Behind	Laptime
96		50.204	96		46.266	96		46.497	96		46.632	96		46.494
26	0.461	50.665	26	0.740	46.545	26	0.491	46.248	26	0.205	46.346	26	0.246	46.535
54	3.288	53.492	54	6.580	49.558	54	9.147	49.064	54	11.794	49.279	54	14.997	49.697
13	3.753	53.957	13	7.003	49.516	13	9.989	49.483	13	12.550	49.193	13	15.484	49.428
2	6.916	57.120	2	10.934	50.284	2	14.888	50.451	2	18.427	50.171	2	22.506	50.573
31	7.499	57.703	31	12.931	51.698	31	17.949	51.515	7	20.781	49.364	7	23.537	49.250
68	7.661	57.865	68	13.416	52.021	7	18.049	50.346	31	22.318	51.001	31	26.751	50.927
74	8.136	58.340	74	14.023	52.153	68	18.992	52.073	74	24.888	51.994	74	28.880	50.486
4	10.587	1:00.791	7	14.200	49.468	74	19.526	52.000	68	25.504	53.144	68	30.724	51.714
7	10.998	1:01.202	4	17.900	53.579	4	25.226	53.823	4	32.492	53.898	4	39.916	53.918

Weather / Track : Sunny / Dry

Lydden Hill
 Circuit Length = 1.0000 miles
 Start: 14:43 End: 14:57

SEMSEC Saloon and Sports Car Championship
RACE 3 - LAP CHART

Lap 6			Lap 7			Lap 8			Lap 9			Lap 10		
No	Behind	Laptime	No	Behind	Laptime	No	Behind	Laptime	No	Behind	Laptime	No	Behind	Laptime
96		46.809	96		46.721	96		47.152	26		47.570	26		49.805
26	0.194	46.757	26	0.225	46.752	26	0.146	47.073	96	0.575	48.291	68	1 LAP	52.522
54	17.975	49.787	4	1 LAP	54.967	4	1 LAP	53.916	4	1 LAP	53.893	96	11.509	1:00.739
13	18.630	49.955	54	21.309	50.055	54	23.855	49.698	54	25.747	49.608	4	1 LAP	53.991
7	26.398	49.670	13	21.920	50.011	13	24.392	49.624	13	26.468	49.792	54	25.164	49.222
2	27.378	51.681	7	28.950	49.273	7	31.029	49.231	7	32.703	49.390	13	25.854	49.191
31	30.117	50.175	2	31.173	50.516	2	34.698	50.677	2	37.841	50.859	7	32.202	49.304
74	32.632	50.561	31	33.754	50.358	31	37.190	50.588	31	39.792	50.318	2	38.656	50.620
68	36.516	52.601	74	36.810	50.899	74	40.589	50.931	74	43.724	50.851	31	39.929	49.942
			68	42.159	52.364	68	47.571	52.564				74	45.037	51.118

Weather / Track : Sunny / Dry

Lydden Hill
 Circuit Length = 1.0000 miles
 Start: 14:43 End: 14:57

SEMSEC Saloon and Sports Car Championship
RACE 3 - LAP CHART


Lap 11			Lap 12			Lap 13			Lap 14			Lap 15		
No	Behind	Laptime	No	Behind	Laptime	No	Behind	Laptime	No	Behind	Laptime	No	Behind	Laptime
26		51.065	26		49.531	26		48.880	26		49.487	26		49.909
68	1 LAP	52.448	68	1 LAP	52.968	74	1 LAP	53.732	74	1 LAP	55.431	74	1 LAP	56.522
96	15.506	55.062	96	19.035	53.060	68	1 LAP	52.504	68	1 LAP	53.068	68	1 LAP	53.176
4	1 LAP	54.155	54	23.906	49.921	96	22.766	52.611	54	25.053	50.018	54	25.263	50.119
54	23.516	49.417	13	24.698	50.140	54	24.522	49.496	13	25.674	49.920	13	26.017	50.252
13	24.089	49.300	4	1 LAP	55.926	13	25.241	49.423	96	25.694	52.415	96	32.329	56.544
7	30.690	49.553	7	30.972	49.813	7	32.091	49.999	7	32.579	49.975	7	32.476	49.806
2	38.350	50.759	2	39.583	50.764	4	1 LAP	54.904	4	1 LAP	54.139	2	43.251	50.681
31	39.045	50.181	31	40.127	50.613	2	41.363	50.660	2	42.479	50.603	4	1 LAP	54.653
74	45.158	51.186				31	41.935	50.688	31	43.031	50.583	31	43.790	50.668

Weather / Track : Sunny / Dry

Lydden Hill
 Circuit Length = 1.0000 miles
 Start: 14:43 End: 14:57

SEMSEC Saloon and Sports Car Championship

RACE 7 - GRID

ROW 5	68 Neil GARDINER	4 Jonathan NICHOLLS
ROW 4	31 John AITKENHEAD	74 Paul BERNAL-RYAN
ROW 3	7 Peter OSBORNE	2 Barrie COPE
ROW 2	13 Mary GRINHAM	96 Nigel CRAIG
ROW 1	26 Bill RICHARDS	54 Nigel PRATT
Pole		
		

Lydden Hill
Circuit Length = 1.0000 miles

These results are provisional until the conclusion of any judicial and technical matters.

Clerk of Course :		Timekeeper :
-------------------	--	--------------

SEMSEC Saloon and Sports Car Championship

RACE 7 - CLASSIFICATION

POS	NO	CL	NAME	ENTRY	LAPS	TIME	GAP	DIFF	MPH	BEST	ON
1	96	3	Nigel CRAIG	Subaru Impreza Turbo 4WD	15	12:24.550			72.52	47.031	15
2	26	2	Bill RICHARDS	Rover Mini Clubman	15	12:24.898	0.348	0.348	72.49	47.904	15
3	13	4	Mary GRINHAM	Rover/Maguire Mini	15	12:32.360	7.810	7.462	71.77	49.358	10
4	2	2	Barrie COPE	Ford Fiesta XR2	15	12:34.157	9.607	1.797	71.60	49.306	9
5	54	1	Nigel PRATT	MG Midget	15	12:34.554	10.004	0.397	71.56	49.441	15
6	7	2	Peter OSBORNE	Renault Clio 16v	15	12:50.013	25.463	15.459	70.12	49.584	3
7	31	4	John AITKENHEAD	Volkswagen Beetle	15	12:55.415	30.865	5.402	69.63	50.430	11
8	74	1	Paul BERNAL-RYAN	MG Midget	15	12:56.032	31.482	0.617	69.58	50.246	14
9	4	1	Jonathan NICHOLLS	Ford Fiesta	14	12:49.417	1 lap	1 lap	65.50	53.750	8

FASTEST LAP

96	3	Nigel CRAIG	Subaru Impreza Turbo 4WD	15	47.031	76.54 mph	123.18 kph
26	2	Bill RICHARDS	Rover Mini Clubman	15	47.904	75.14 mph	120.93 kph
13	4	Mary GRINHAM	Rover/Maguire Mini	10	49.358	72.93 mph	117.37 kph
54	1	Nigel PRATT	MG Midget	15	49.441	72.81 mph	117.17 kph

Weather / Track : Sunny / Dry

These results are provisional until the conclusion of any judicial and technical matters.

Lydden Hill

Circuit Length = 1.0000 miles

Start: 16:15 End: 16:28

Clerk of Course :		Timekeeper :	
-------------------	--	--------------	--

SEMSEC Saloon and Sports Car Championship
RACE 7 - LAP CHART

Lap 1			Lap 2			Lap 3			Lap 4			Lap 5		
No	Behind	Laptime	No	Behind	Laptime	No	Behind	Laptime	No	Behind	Laptime	No	Behind	Laptime
26		53.802	96		49.430	26		49.505	26		50.122	96		49.614
54	0.195	53.997	26	0.097	49.895	96	0.220	49.822	96	0.401	50.303	26	0.171	50.186
96	0.368	54.170	13	0.957	49.500	13	1.112	49.757	13	0.993	50.003	13	1.454	50.476
13	1.255	55.057	54	1.294	50.897	54	1.702	50.010	54	2.333	50.753	54	2.360	50.042
2	2.353	56.155	2	3.417	50.862	2	3.620	49.805	2	3.403	49.905	2	3.610	50.222
31	4.441	58.243	31	6.737	52.094	31	8.806	51.671	7	8.981	49.834	7	8.614	49.648
74	4.913	58.715	74	7.049	51.934	7	9.269	49.584	31	12.032	53.348	31	13.969	51.952
4	7.457	1:01.259	7	9.287	49.714	74	10.181	52.734	74	12.308	52.249	74	14.374	52.081
7	9.371	1:03.173	4	12.770	55.111	4	17.226	54.058	4	21.012	53.908	4	24.856	53.859

Weather / Track : Sunny / Dry

Lydden Hill
 Circuit Length = 1.0000 miles
 Start: 16:15 End: 16:28

SEMSEC Saloon and Sports Car Championship
RACE 7 - LAP CHART

Lap 6			Lap 7			Lap 8			Lap 9			Lap 10		
No	Behind	Laptime	No	Behind	Laptime	No	Behind	Laptime	No	Behind	Laptime	No	Behind	Laptime
26		49.754	96		49.294	26		49.597	96		49.345	96		49.166
96	0.542	50.467	26	0.163	49.999	96	0.389	50.149	26	0.257	49.991	26	0.139	49.048
13	1.279	49.750	13	1.572	50.129	13	1.290	49.478	13	1.565	50.009	13	1.757	49.358
54	2.199	49.764	54	2.131	49.768	54	1.885	49.514	54	2.046	49.895	54	2.628	49.748
2	3.585	49.900	2	3.634	49.885	2	3.499	49.625	2	3.071	49.306	2	3.484	49.579
7	8.506	49.817	7	9.003	50.333	7	10.897	51.654	7	11.878	50.715	7	13.055	50.343
31	15.430	51.386	31	16.822	51.228	31	18.047	50.985	31	19.095	50.782	31	20.550	50.621
74	15.831	51.382	74	17.341	51.346	74	18.756	51.175	74	19.851	50.829	74	21.151	50.466
4	28.769	53.838	4	32.968	54.035	4	36.958	53.750	4	41.085	53.861	4	45.770	53.851

Weather / Track : Sunny / Dry

Lydden Hill
 Circuit Length = 1.0000 miles
 Start: 16:15 End: 16:28

SEMSEC Saloon and Sports Car Championship
RACE 7 - LAP CHART

Lap 11			Lap 12			Lap 13			Lap 14			Lap 15		
No	Behind	Laptime	No	Behind	Laptime	No	Behind	Laptime	No	Behind	Laptime	No	Behind	Laptime
26		48.709	96		48.559	26		48.341	26		49.309	96		47.031
96	0.119	48.967	26	0.058	48.736	96	0.427	48.826	96	0.525	49.407	26	0.348	47.904
13	2.332	49.423	13	3.387	49.733	13	4.764	49.776	13	5.264	49.809	13	7.810	50.102
54	3.739	49.959	54	5.117	50.056	54	6.383	49.665	2	7.469	49.823	2	9.607	49.694
2	4.523	49.887	2	5.797	49.952	2	6.955	49.557	54	8.119	51.045	54	10.004	49.441
7	14.858	50.651	4	1 LAP	59.322	4	1 LAP	54.164	4	1 LAP	54.122	4	1 LAP	54.279
31	22.132	50.430	7	17.057	50.877	7	19.606	50.948	7	21.671	51.374	7	25.463	51.348
74	23.269	50.966	31	23.942	50.488	31	26.215	50.672	31	27.817	50.911	31	30.865	50.604
			74	25.498	50.907	74	27.490	50.391	74	28.427	50.246	74	31.482	50.611

Weather / Track : Sunny / Dry

Lydden Hill
 Circuit Length = 1.0000 miles
 Start: 16:15 End: 16:28

SEMSEC Open Single Seater Championship & Senlac Cup

QUALIFYING - RACE 4 - CLASSIFICATION

POS	NO	CL	NAME	ENTRY	TIME	ON	LAPS	GAP	DIFF	MPH
1	17	E	Eddie McLURG	March 822	41.317	4	9			87.12
2	13	D	Christopher CHANDLER	Tatuus 97 Formula Renault	42.897	9	9	1.580	1.580	83.91
3	23	E	Chris KITE	Dallara 393	43.153	16	16	1.836	0.256	83.42
4	24	C	Matt HAYES	Jamun M97Z	44.284	8	14	2.967	1.131	81.29
5	32	A	Chris MABEY	Jedi Mk6	44.474	12	16	3.157	0.190	80.94
6	44	C	Steve GARDINER	Reynard SF80	44.953	6	10	3.636	0.479	80.08
7	55	D	Prajesh SHAH	Van Diemen RF98	46.324	14	15	5.007	1.371	77.71
8	3	C	David BRISE	Van Diemen RF82	46.484	12	15	5.167	0.160	77.44
9	99	C	Mary WHITTAKER	Van Diemen RF82	46.930	14	15	5.613	0.446	76.70

Weather / Track : Sunny / Dry
 These results are provisional until the conclusion of any judicial and technical matters.

Lydden Hill
 Circuit Length = 1.0000 miles
 Start: 13:22 End: 13:35

Clerk of Course :		Timekeeper :
-------------------	--	--------------

SEMSEC Open Single Seater Championship & Senlac Cup

QUALIFYING - RACE 4 - LAP ANALYSIS

3	David BRISE		C Van Diemen RF82				
1 -	52.812	+ 6.328	13:23:36.811	9 -	47.335	+ 0.851	13:30:24.090
2 -	49.134	+ 2.650	13:24:25.945	10 -	49.311	+ 2.827	13:31:13.401
3 -	48.124	+ 1.640	13:25:14.069	11 -	47.775	+ 1.291	13:32:01.176
4 -	1:12.456	+ 25.972	13:26:26.525	12 -	46.484		13:32:47.660
5 -	47.041	+ 0.557	13:27:13.566	13 -	47.395	+ 0.911	13:33:35.055
6 -	48.361	+ 1.877	13:28:01.927	14 -	46.790	+ 0.306	13:34:21.845
7 -	48.028	+ 1.544	13:28:49.955	15 -	46.996	+ 0.512	13:35:08.841
8 -	46.800	+ 0.316	13:29:36.755				
13	Christopher CHANDLER		D Tatuus 97 Formula Renault				
1 -	50.439	+ 7.542	13:23:25.249	6 -	43.397	+ 0.500	13:27:05.000
2 -	44.518	+ 1.621	13:24:09.767	7 -	44.545	+ 1.648	13:27:49.545
3 -	43.699	+ 0.802	13:24:53.466	8 -	43.300	+ 0.403	13:28:32.845
4 -	43.109	+ 0.212	13:25:36.575	9 -	42.897		13:29:15.742
5 -	45.028	+ 2.131	13:26:21.603				
17	Eddie McLURG		E March 822				
1 -	52.485	+ 11.168	13:23:51.784	6 -	42.013	+ 0.696	13:27:22.954
2 -	43.757	+ 2.440	13:24:35.541	7 -	41.494	+ 0.177	13:28:04.448
3 -	41.465	+ 0.148	13:25:17.006	8 -	42.245	+ 0.928	13:28:46.693
4 -	41.317		13:25:58.323	9 -	41.600	+ 0.283	13:29:28.293
5 -	42.618	+ 1.301	13:26:40.941				
23	Chris KITE		E Dallara 393				
1 -	57.344	+ 14.191	13:23:45.245	9 -	43.722	+ 0.569	13:29:52.982
2 -	51.834	+ 8.681	13:24:37.079	10 -	43.641	+ 0.488	13:30:36.623
3 -	47.406	+ 4.253	13:25:24.485	11 -	43.666	+ 0.513	13:31:20.289
4 -	46.037	+ 2.884	13:26:10.522	12 -	44.084	+ 0.931	13:32:04.373
5 -	44.658	+ 1.505	13:26:55.180	13 -	45.439	+ 2.286	13:32:49.812
6 -	43.678	+ 0.525	13:27:38.858	14 -	44.810	+ 1.657	13:33:34.622
7 -	45.368	+ 2.215	13:28:24.226	15 -	43.518	+ 0.365	13:34:18.140
8 -	45.034	+ 1.881	13:29:09.260	16 -	43.153		13:35:01.293
24	Matt HAYES		C Jamun M97Z				
1 -	49.666	+ 5.382	13:23:25.447	8 -	44.284		13:28:44.046
2 -	44.772	+ 0.488	13:24:10.219	9 -	44.667	+ 0.383	13:29:28.713
3 -	44.429	+ 0.145	13:24:54.648	10 -	45.387	+ 1.103	13:30:14.100
4 -	44.487	+ 0.203	13:25:39.135	11 -	2:06.505	+ 1:22.221	13:32:20.605
5 -	51.290	+ 7.006	13:26:30.425	12 -	45.058	+ 0.774	13:33:05.663
6 -	44.688	+ 0.404	13:27:15.113	13 -	44.429	+ 0.145	13:33:50.092
7 -	44.649	+ 0.365	13:27:59.762	14 -	44.728	+ 0.444	13:34:34.820
32	Chris MABEY		A Jedi Mk6				
1 -	56.837	+ 12.363	13:23:31.099	9 -	44.756	+ 0.282	13:29:40.766
2 -	49.464	+ 4.990	13:24:20.563	10 -	44.988	+ 0.514	13:30:25.754
3 -	46.084	+ 1.610	13:25:06.647	11 -	46.549	+ 2.075	13:31:12.303
4 -	46.017	+ 1.543	13:25:52.664	12 -	44.474		13:31:56.777
5 -	48.937	+ 4.463	13:26:41.601	13 -	44.920	+ 0.446	13:32:41.697
6 -	45.164	+ 0.690	13:27:26.765	14 -	45.266	+ 0.792	13:33:26.963
7 -	44.688	+ 0.214	13:28:11.453	15 -	45.633	+ 1.159	13:34:12.596
8 -	44.557	+ 0.083	13:28:56.010	16 -	45.948	+ 1.474	13:34:58.544
44	Steve GARDINER		C Reynard SF80				
1 -	50.649	+ 5.696	13:23:27.283	6 -	44.953		13:27:16.040
2 -	46.191	+ 1.238	13:24:13.474	7 -	45.486	+ 0.533	13:28:01.526
3 -	45.842	+ 0.889	13:24:59.316	8 -	46.329	+ 1.376	13:28:47.855
4 -	45.273	+ 0.320	13:25:44.589	9 -	45.230	+ 0.277	13:29:33.085
5 -	46.498	+ 1.545	13:26:31.087	10 -	45.784	+ 0.831	13:30:18.869
55	Prajesh SHAH		D Van Diemen RF98				
1 -	56.283	+ 9.959	13:23:32.110	9 -	47.552	+ 1.228	13:29:55.875

Weather / Track : Sunny / Dry

Lydden Hill
Circuit Length = 1.0000 miles
Start: 13:22 End: 13:35

SEMSEC Open Single Seater Championship & Senlac Cup

QUALIFYING - RACE 4 - LAP ANALYSIS


2 -	49.717	+ 3.393	13:24:21.827	10 -	47.130	+ 0.806	13:30:43.005
3 -	48.705	+ 2.381	13:25:10.532	11 -	46.898	+ 0.574	13:31:29.903
4 -	48.010	+ 1.686	13:25:58.542	12 -	46.384	+ 0.060	13:32:16.287
5 -	47.876	+ 1.552	13:26:46.418	13 -	46.831	+ 0.507	13:33:03.118
6 -	47.320	+ 0.996	13:27:33.738	14 -	46.324		13:33:49.442
7 -	47.548	+ 1.224	13:28:21.286	15 -	46.622	+ 0.298	13:34:36.064
8 -	47.037	+ 0.713	13:29:08.323				
99	Mary WHITTAKER			C	Van Diemen RF82		
1 -	53.169	+ 6.239	13:23:53.034	9 -	48.847	+ 1.917	13:30:15.970
2 -	47.954	+ 1.024	13:24:40.988	10 -	47.521	+ 0.591	13:31:03.491
3 -	47.122	+ 0.192	13:25:28.110	11 -	47.280	+ 0.350	13:31:50.771
4 -	48.175	+ 1.245	13:26:16.285	12 -	47.337	+ 0.407	13:32:38.108
5 -	47.132	+ 0.202	13:27:03.417	13 -	47.205	+ 0.275	13:33:25.313
6 -	47.975	+ 1.045	13:27:51.392	14 -	46.930		13:34:12.243
7 -	48.356	+ 1.426	13:28:39.748	15 -	47.810	+ 0.880	13:35:00.053
8 -	47.375	+ 0.445	13:29:27.123				

Weather / Track : Sunny / Dry

Lydden Hill
 Circuit Length = 1.0000 miles
 Start: 13:22 End: 13:35

SEMSEC Open Single Seater Championship & Senlac Cup

RACE 4 - GRID

ROW 5	46.930 99 Mary WHITTAKER		
ROW 4		46.324 55 Prajesh SHAH	46.484 3 David BRISE
ROW 3	44.474 32 Chris MABEY		44.953 44 Steve GARDINER
ROW 2		43.153 23 Chris KITE	44.284 24 Matt HAYES
ROW 1	41.317 17 Eddie McLURG		42.897 13 Christopher CHANDLER
Pole			
			

Lydden Hill
Circuit Length = 1.0000 miles

These results are provisional until the conclusion of any judicial and technical matters.

Clerk of Course :		Timekeeper :
-------------------	--	--------------

SEMSEC Open Single Seater Championship & Senlac Cup

RACE 4 - CLASSIFICATION

POS	NO	CL	NAME	ENTRY	LAPS	TIME	GAP	DIFF	MPH	BEST	ON
1	23	E	Chris KITE	Dallara 393	15	10:44.938			83.72	41.603	6
2	32	A	Chris MABEY	Jedi Mk6	15	11:12.047	27.109	27.109	80.34	43.191	4
3	44	C	Steve GARDINER	Reynard SF80	14	10:48.581	1 lap	1 lap	77.70	45.500	7
4	99	C	Mary WHITTAKER	Van Diemen RF82	14	11:03.988	1 lap	15.407	75.90	46.294	5
5	55	D	Prajesh SHAH	Van Diemen RF98	14	11:16.132	1 lap	12.144	74.53	46.783	5
NOT CLASSIFIED											
DNF	13	D	Christopher CHANDLER	Tatuus 97 Formula Renault	11	8:26.931	4 laps	3 laps	78.11	43.192	10
DNF	24	C	Matt HAYES	Jamun M97Z	5	3:57.940	10 laps	6 laps	75.64	45.483	3
DNF	3	C	David BRISE	Van Diemen RF82	2	1:40.146	13 laps	3 laps	71.89	47.157	2
DQ	17	E	Eddie McLURG	March 822	15	10:41.899			84.12	41.540	11
FASTEST LAP											
17	E	Eddie McLURG	March 822		11	41.540	86.66 mph		139.46 kph		
32	A	Chris MABEY	Jedi Mk6		4	43.191	83.34 mph		134.13 kph		
13	D	Christopher CHANDLER	Tatuus 97 Formula Renault		10	43.192	83.34 mph		134.13 kph		
24	C	Matt HAYES	Jamun M97Z		3	45.483	79.14 mph		127.37 kph		

Car No 24 - 10 second penalty - False Start - Q.12.4 & Q.12.5

Car No 17 - Excluded from Result - Q.15.1.(m) - Black Flag

Weather / Track : Sunny / Dry

These results are provisional until the conclusion of any judicial and technical matters.

Lydden Hill

Circuit Length = 1.0000 miles

Start: 15:03 End: 15:18

Clerk of Course :		Timekeeper :
-------------------	--	--------------

SEMSEC Open Single Seater Championship & Senlac Cup
RACE 4 - LAP CHART

Lap 1			Lap 2			Lap 3			Lap 4			Lap 5		
No	Behind	Laptime	No	Behind	Laptime	No	Behind	Laptime	No	Behind	Laptime	No	Behind	Laptime
17		48.760	17		43.090	17		42.358	17		42.839	17		41.722
24	1.666	50.426	23	4.015	45.081	23	4.324	42.667	23	3.671	42.186	23	3.563	41.614
13	1.882	50.642	24	4.535	45.959	32	7.185	44.387	32	7.537	43.191	32	9.013	43.198
23	2.024	50.784	32	5.156	45.798	24	7.660	45.483	44	12.382	45.625	44	16.250	45.590
32	2.448	51.208	44	6.253	46.499	44	9.596	45.701	24	12.412	47.591	13	17.262	43.525
44	2.844	51.604	3	8.296	47.157	99	13.622	46.949	13	15.459	43.197	24	18.171	47.481
3	4.229	52.989	99	9.031	47.156	13	15.101	43.647	99	17.754	46.971	99	22.326	46.294
99	4.965	53.725	55	10.604	47.493	55	15.874	47.628	55	20.021	46.986	55	25.082	46.783
55	6.201	54.961	13	13.812	55.020									

Car No 24 - 10 second penalty - False Start - Q.12.4 & Q.12.5
 Car No 17 - Excluded from Result - Q.15.1.(m) - Black Flag
 Weather / Track : Sunny / Dry

Lydden Hill
 Circuit Length = 1.0000 miles
 Start: 15:03 End: 15:18

**SEMSEC Open Single Seater Championship & Senlac Cup
RACE 4 - LAP CHART**

Lap 6			Lap 7			Lap 8			Lap 9			Lap 10		
No	Behind	Laptime	No	Behind	Laptime	No	Behind	Laptime	No	Behind	Laptime	No	Behind	Laptime
17		41.711	17		42.013	17		41.768	17		41.856	17		43.656
23	3.455	41.603	23	3.090	41.648	23	2.956	41.634	23	3.954	42.854	23	2.514	42.216
32	10.790	43.488	32	12.293	43.516	32	14.566	44.041	32	16.972	44.262	55	1 LAP	48.044
13	19.043	43.492	13	20.335	43.305	13	22.073	43.506	13	23.429	43.212	32	18.338	45.022
44	20.478	45.939	44	23.965	45.500	44	27.835	45.638	44	31.772	45.793	13	22.965	43.192
99	27.892	47.277	99	32.939	47.060	99	37.866	46.695	99	43.655	47.645	44	33.826	45.710
55	30.392	47.021	55	35.588	47.209	55	40.787	46.967						

Car No 24 - 10 second penalty - False Start - Q.12.4 & Q.12.5
 Car No 17 - Excluded from Result - Q.15.1.(m) - Black Flag
 Weather / Track : Sunny / Dry

Lydden Hill
 Circuit Length = 1.0000 miles
 Start: 15:03 End: 15:18

**SEMSEC Open Single Seater Championship & Senlac Cup
RACE 4 - LAP CHART**


Lap 11			Lap 12			Lap 13			Lap 14			Lap 15		
No	Behind	Laptime	No	Behind	Laptime	No	Behind	Laptime	No	Behind	Laptime	No	Behind	Laptime
17		41.540	17		43.017	17		42.049	17		42.856	17		42.664
23	3.644	42.670	23	2.961	42.334	23	3.260	42.348	44	1 LAP	46.880	23	3.039	42.421
99	1 LAP	47.056	99	1 LAP	46.775	99	1 LAP	46.299	23	3.282	42.878	44	1 LAP	46.547
55	1 LAP	47.427	55	1 LAP	46.933	55	1 LAP	46.880	99	1 LAP	47.574	99	1 LAP	46.512
32	21.121	44.323	32	21.397	43.293	32	23.140	43.792	55	1 LAP	49.897	32	30.148	45.784
13	35.618	54.193	44	40.824	45.640				32	27.028	46.744	55	1 LAP	51.903
44	38.201	45.915												

Car No 24 - 10 second penalty - False Start - Q.12.4 & Q.12.5
 Car No 17 - Excluded from Result - Q.15.1.(m) - Black Flag
 Weather / Track : Sunny / Dry

Lydden Hill
 Circuit Length = 1.0000 miles
 Start: 15:03 End: 15:18

SEMSEC Open Single Seater Championship & Senlac Cup

RACE 8 - GRID

ROW 5	17	Eddie McLURG			
ROW 4		24	Matt HAYES	3	David BRISE
ROW 3	55	Prajesh SHAH	13	Christopher CHANDLER	
ROW 2		44	Steve GARDINER	99	Mary WHITTAKER
ROW 1	23	Chris KITE	32	Chris MABEY	
Pole					
					

Lydden Hill
Circuit Length = 1.0000 miles

These results are provisional until the conclusion of any judicial and technical matters.

Clerk of Course :		Timekeeper :
-------------------	--	--------------

SEMSEC Open Single Seater Championship & Senlac Cup

RACE 8 - CLASSIFICATION

POS	NO	CL	NAME	ENTRY	LAPS	TIME	GAP	DIFF	MPH	BEST	ON
1	17	E	Eddie McLURG	March 822	15	10:38.725			84.54	41.496	11
2	23	E	Chris KITE	Dallara 393	15	10:59.861	21.136	21.136	81.83	42.696	3
3	32	A	Chris MABEY	Jedi Mk6	15	11:00.283	21.558	0.422	81.78	42.887	13
4	13	D	Christopher CHANDLER	Tatuus 97 Formula Renault	15	11:04.240	25.515	3.957	81.29	43.458	8
5	24	C	Matt HAYES	Jamun M97Z	14	10:44.185	1 lap	1 lap	78.23	45.349	10
6	99	C	Mary WHITTAKER	Van Diemen RF82	14	10:56.160	1 lap	11.975	76.80	45.982	14
7	55	D	Prajesh SHAH	Van Diemen RF98	14	11:26.363	1 lap	30.203	73.42	47.539	10

NOT CLASSIFIED

<i>DNF</i>	44	C	Steve GARDINER	Reynard SF80	12	9:08.587	3 laps	2 laps	78.74	45.009	5
------------	----	---	-----------------------	--------------	----	----------	---------------	--------	-------	--------	---

FASTEST LAP

17	E	Eddie McLURG	March 822	11	41.496	86.75 mph	139.61 kph
32	A	Chris MABEY	Jedi Mk6	13	42.887	83.93 mph	135.08 kph
13	D	Christopher CHANDLER	Tatuus 97 Formula Renault	8	43.458	82.83 mph	133.31 kph
44	C	Steve GARDINER	Reynard SF80	5	45.009	79.98 mph	128.71 kph

Weather / Track : Sunny / Dry

These results are provisional until the conclusion of any judicial and technical matters.

Lydden Hill

Circuit Length = 1.0000 miles

Start: 16:35 End: 16:46

Clerk of Course :	Timekeeper :
-------------------	--------------

SEMSEC Open Single Seater Championship & Senlac Cup
RACE 8 - LAP CHART

Lap 1			Lap 2			Lap 3			Lap 4			Lap 5		
No	Behind	Laptime	No	Behind	Laptime	No	Behind	Laptime	No	Behind	Laptime	No	Behind	Laptime
23		47.854	23		43.909	23		42.696	17		42.529	17		42.055
32	1.817	49.671	17	0.583	42.352	17	0.402	42.515	23	1.046	43.977	23	2.590	43.599
17	2.140	49.994	32	2.599	44.691	32	3.382	43.479	32	4.371	43.920	32	5.995	43.679
44	2.698	50.552	13	3.740	44.420	13	4.857	43.813	13	5.860	43.934	13	7.554	43.749
13	3.229	51.083	44	4.309	45.520	44	6.778	45.165	44	9.116	45.269	44	12.070	45.009
24	3.748	51.602	24	5.582	45.743	24	8.278	45.392	24	10.725	45.378	24	14.178	45.508
99	4.668	52.522	99	7.430	46.671	99	11.120	46.386	99	14.494	46.305	99	18.547	46.108
55	9.684	57.538	55	14.290	48.515	55	20.064	48.470	55	25.069	47.936	55	30.694	47.680

Weather / Track : Sunny / Dry

Lydden Hill
 Circuit Length = 1.0000 miles
 Start: 16:35 End: 16:46

**SEMSEC Open Single Seater Championship & Senlac Cup
RACE 8 - LAP CHART**

Lap 6			Lap 7			Lap 8			Lap 9			Lap 10		
No	Behind	Laptime	No	Behind	Laptime	No	Behind	Laptime	No	Behind	Laptime	No	Behind	Laptime
17		41.985	17		41.899	17		41.792	17		42.271	17		42.107
23	4.682	44.077	23	7.177	44.394	55	1 LAP	50.101	55	1 LAP	48.174	23	13.450	44.457
32	7.888	43.878	32	9.858	43.869	23	9.483	44.098	23	11.100	43.888	32	14.610	43.854
13	9.429	43.860	13	11.559	44.029	32	12.040	43.974	32	12.863	43.094	13	15.944	43.547
44	15.371	45.286	44	18.636	45.164	13	13.225	43.458	13	14.504	43.550	55	1 LAP	49.147
24	17.572	45.379	24	21.371	45.698	44	21.873	45.029	44	24.936	45.334	44	28.027	45.198
99	22.911	46.349	99	27.533	46.521	24	25.003	45.424	24	28.223	45.491	24	31.465	45.349
55	36.603	47.894				99	32.106	46.365	99	36.246	46.411	99	40.557	46.418

Weather / Track : Sunny / Dry

Lydden Hill
Circuit Length = 1.0000 miles
Start: 16:35 End: 16:46

**SEMSEC Open Single Seater Championship & Senlac Cup
RACE 8 - LAP CHART**

Lap 11			Lap 12			Lap 13			Lap 14			Lap 15		
No	Behind	Laptime	No	Behind	Laptime	No	Behind	Laptime	No	Behind	Laptime	No	Behind	Laptime
17		41.496	17		42.070	17		41.566	17		41.619	17		42.475
23	15.990	44.036	99	1 LAP	47.034	99	1 LAP	46.784	24	1 LAP	46.233	24	1 LAP	45.759
32	16.505	43.391	23	16.857	42.937	23	18.353	43.062	99	1 LAP	46.304	99	1 LAP	45.982
13	18.172	43.724	32	17.545	43.110	32	18.866	42.887	23	19.894	43.160	23	21.136	43.717
55	1 LAP	47.539	13	20.075	43.973	13	21.998	43.489	32	20.462	43.215	32	21.558	43.571
44	31.708	45.177	55	1 LAP	47.634	55	1 LAP	48.629	13	24.342	43.963	13	25.515	43.648
24	35.628	45.659	44	35.522	45.884				55	1 LAP	49.290	55	1 LAP	47.816
			24	39.128	45.570									

Weather / Track : Sunny / Dry

Lydden Hill
Circuit Length = 1.0000 miles
Start: 16:35 End: 16:46

South East Challenge

QUALIFYING - RACE 9 - CLASSIFICATION

POS	NO	CL	NAME	ENTRY	TIME	ON	LAPS	GAP	DIFF	MPH
1	20	A	Mark BURTON	Jade Trackstar	40.324	3	3			89.27
2	58	B	Charles HARVEY-KELLY	Radical SR4	41.792	4	4	1.468	1.468	86.13
3	11	B	John POWIS	Radical PR6	43.115	5	8	2.791	1.323	83.49
4	19	C	Bruce WILSON	Caterham CSR Superlight	44.499	9	9	4.175	1.384	80.89
5	41	B	Lee BAILEY	Radical SR4	44.773	5	7	4.449	0.274	80.40
6	31	C	Paul GIBB	Caterham 7 HPC	44.861	10	12	4.537	0.088	80.24
7	1	C	Steve GARNER	Westfield Megabusa	44.942	4	5	4.618	0.081	80.10
8	53	C	Clive GIBBS	Westfield SE	45.237	5	9	4.913	0.295	79.57
9	3	D	Andrew GOORD	Caterham 7	50.074	2	4	9.750	4.837	71.89

Weather / Track : Sunny / Dry
These results are provisional until the conclusion of any judicial and technical matters.

Lydden Hill
Circuit Length = 1.0000 miles
Start: 13:39 End: 13:50

Clerk of Course :		Timekeeper :
-------------------	--	--------------

South East Challenge

QUALIFYING - RACE 9 - LAP ANALYSIS


1	Steve GARNER			C Westfield Megabus		
1 -	52.019	+ 7.077	13:40:46.550	4 -	44.942	13:43:03.215
2 -	46.486	+ 1.544	13:41:33.036	5 -	45.131	+ 0.189 13:43:48.346
3 -	45.237	+ 0.295	13:42:18.273			
3	Andrew GOORD			D Caterham 7		
1 -	54.054	+ 3.980	13:40:50.522	3 -	52.318	+ 2.244 13:42:32.914
2 -	50.074		13:41:40.596	4 -	59.804	+ 9.730 13:43:32.718
11	John POWIS			B Radical PR6		
1 -	48.552	+ 5.437	13:40:38.721	5 -	43.115	13:43:34.133
2 -	44.556	+ 1.441	13:41:23.277	6 -	43.443	+ 0.328 13:44:17.576
3 -	44.396	+ 1.281	13:42:07.673	7 -	43.242	+ 0.127 13:45:00.818
4 -	43.345	+ 0.230	13:42:51.018	8 -	43.593	+ 0.478 13:45:44.411
19	Bruce WILSON			C Caterham CSR Superlight		
1 -	51.747	+ 7.248	13:40:40.032	6 -	46.241	+ 1.742 13:44:29.807
2 -	47.565	+ 3.066	13:41:27.597	7 -	44.975	+ 0.476 13:45:14.782
3 -	46.165	+ 1.666	13:42:13.762	8 -	44.914	+ 0.415 13:45:59.696
4 -	45.178	+ 0.679	13:42:58.940	9 -	44.499	13:46:44.195
5 -	44.626	+ 0.127	13:43:43.566			
20	Mark BURTON			A Jade Trackstar		
1 -	48.067	+ 7.743	13:40:34.490	3 -	40.324	13:41:57.444
2 -	42.630	+ 2.306	13:41:17.120			
31	Paul GIBB			C Caterham 7 HPC		
1 -	48.858	+ 3.997	13:40:37.923	7 -	45.031	+ 0.170 13:45:10.384
2 -	46.261	+ 1.400	13:41:24.184	8 -	44.903	+ 0.042 13:45:55.287
3 -	45.198	+ 0.337	13:42:09.382	9 -	44.935	+ 0.074 13:46:40.222
4 -	45.317	+ 0.456	13:42:54.699	10 -	44.861	13:47:25.083
5 -	45.348	+ 0.487	13:43:40.047	11 -	45.113	+ 0.252 13:48:10.196
6 -	45.306	+ 0.445	13:44:25.353	12 -	45.613	+ 0.752 13:48:55.809
41	Lee BAILEY			B Radical SR4		
1 -	51.885	+ 7.112	13:40:41.760	5 -	44.773	13:43:45.648
2 -	46.756	+ 1.983	13:41:28.516	6 -	45.318	+ 0.545 13:44:30.966
3 -	46.765	+ 1.992	13:42:15.281	7 -	44.837	+ 0.064 13:45:15.803
4 -	45.594	+ 0.821	13:43:00.875			
53	Clive GIBBS			C Westfield SE		
1 -	51.831	+ 6.594	13:40:47.401	6 -	45.651	+ 0.414 13:44:35.703
2 -	46.286	+ 1.049	13:41:33.687	7 -	45.776	+ 0.539 13:45:21.479
3 -	45.698	+ 0.461	13:42:19.385	8 -	45.931	+ 0.694 13:46:07.410
4 -	45.430	+ 0.193	13:43:04.815	9 -	45.748	+ 0.511 13:46:53.158
5 -	45.237		13:43:50.052			
58	Charles HARVEY-KELLY			B Radical SR4		
1 -	51.774	+ 9.982	13:40:45.096	3 -	42.285	+ 0.493 13:42:11.633
2 -	44.252	+ 2.460	13:41:29.348	4 -	41.792	13:42:53.425

Weather / Track : Sunny / Dry

Lydden Hill
Circuit Length = 1.0000 miles
Start: 13:39 End: 13:50

South East Challenge

RACE 9 - GRID

ROW 5	50.074 3 Andrew GOORD		
ROW 4		44.942 1 Steve GARNER	45.237 53 Clive GIBBS
ROW 3	44.773 41 Lee BAILEY		44.861 31 Paul GIBB
ROW 2		43.115 11 John POWIS	44.499 19 Bruce WILSON
ROW 1	40.324 20 Mark BURTON		41.792 58 Charles HARVEY-KELLY
Pole			
			

Lydden Hill
Circuit Length = 1.0000 miles

These results are provisional until the conclusion of any judicial and technical matters.

Clerk of Course :		Timekeeper :
-------------------	--	--------------

South East Challenge

RACE 9 - CLASSIFICATION

POS	NO	CL	NAME	ENTRY	LAPS	TIME	GAP	DIFF	MPH	BEST	ON
1	20	A	Mark BURTON	Jade Trackstar	15	10:21.097			86.94	40.015	4
2	11	B	John POWIS	Radical PR6	14	10:13.278	1 lap	1 lap	82.17	42.793	5
3	58	B	Charles HARVEY-KELLY	Radical SR4	14	10:22.154	1 lap	8.876	81.00	42.264	5
4	31	C	Paul GIBB	Caterham 7 HPC	14	10:32.262	1 lap	10.108	79.71	44.558	4
5	19	C	Bruce WILSON	Caterham CSR Superlight	14	10:35.527	1 lap	3.265	79.30	44.547	6
6	53	C	Clive GIBBS	Westfield SE	14	10:43.883	1 lap	8.356	78.27	44.876	6
7	41	B	Lee BAILEY	Radical SR4	14	10:49.758	1 lap	5.875	77.56	45.293	7
8	1	C	Steve GARNER	Westfield Megabusa	14	10:50.496	1 lap	0.738	77.47	44.976	3

FASTEST LAP

20	A	Mark BURTON	Jade Trackstar	4	40.015	89.96 mph	144.78 kph
58	B	Charles HARVEY-KELLY	Radical SR4	5	42.264	85.17 mph	137.07 kph
19	C	Bruce WILSON	Caterham CSR Superlight	6	44.547	80.81 mph	130.05 kph

Car No's 20 & 58 - 10second penalty - False Start - Q.12.4 & Q.12.5

Weather / Track : Sunny / Dry

These results are provisional until the conclusion of any judicial and technical matters.

Lydden Hill

Circuit Length = 1.0000 miles

Start: 16:53 End: 17:04

Clerk of Course :		Timekeeper :
-------------------	--	--------------

South East Challenge
RACE 9 - LAP CHART

Lap 1			Lap 2			Lap 3			Lap 4			Lap 5		
No	Behind	Laptime	No	Behind	Laptime	No	Behind	Laptime	No	Behind	Laptime	No	Behind	Laptime
20		41.516	20		40.354	20		40.487	20		40.015	20		41.102
58	5.239	46.755	58	7.956	43.071	58	10.241	42.772	58	12.878	42.652	58	14.040	42.264
11	6.534	48.050	11	9.159	42.979	11	11.467	42.795	11	14.374	42.922	11	16.065	42.793
31	7.595	49.111	31	11.996	44.755	31	16.104	44.595	31	20.647	44.558	31	24.212	44.667
1	8.481	49.997	1	13.379	45.252	1	17.868	44.976	19	23.068	44.857	19	26.645	44.679
19	8.886	50.402	19	13.626	45.094	19	18.226	45.087	1	23.280	45.427	1	27.425	45.247
53	9.646	51.162	53	14.288	44.996	53	19.126	45.325	53	24.491	45.380	53	28.684	45.295
41	10.380	51.896	41	15.837	45.811	41	20.730	45.380	41	26.212	45.497	41	30.911	45.801

Car No's 20 & 58 - 10second penalty - False Start - Q.12.4 & Q.12.5

Weather / Track : Sunny / Dry

Lydden Hill
 Circuit Length = 1.0000 miles
 Start: 16:53 End: 17:04

South East Challenge
RACE 9 - LAP CHART

Lap 6			Lap 7			Lap 8			Lap 9			Lap 10		
No	Behind	Laptime	No	Behind	Laptime	No	Behind	Laptime	No	Behind	Laptime	No	Behind	Laptime
20		41.359	20		40.444	20		40.393	20		40.697	20		41.550
58	15.407	42.726	11	21.228	44.054	11	24.457	43.622	1	1 LAP	46.183	19	1 LAP	45.365
11	17.618	42.912	31	33.077	46.073	58	37.112	44.175	53	1 LAP	45.973	1	1 LAP	45.068
31	27.448	44.595	58	33.330	58.367	31	37.357	44.673	41	1 LAP	45.679	53	1 LAP	45.192
19	29.833	44.547	19	35.194	45.805	19	39.765	44.964	11	27.285	43.525	41	1 LAP	46.184
1	31.176	45.110	1	36.342	45.610				58	39.281	42.866	11	29.358	43.623
53	32.201	44.876	53	36.823	45.066				31	41.353	44.693	58	40.784	43.053
41	35.414	45.862	41	40.263	45.293									

Car No's 20 & 58 - 10second penalty - False Start - Q.12.4 & Q.12.5

Weather / Track : Sunny / Dry

Lydden Hill
 Circuit Length = 1.0000 miles
 Start: 16:53 End: 17:04

South East Challenge
RACE 9 - LAP CHART

Lap 11			Lap 12			Lap 13			Lap 14			Lap 15		
No	Behind	Laptime	No	Behind	Laptime	No	Behind	Laptime	No	Behind	Laptime	No	Behind	Laptime
20		40.858	20		40.668	20		40.351	20		40.240	20		41.063
31	1 LAP	45.067	58	1 LAP	43.070	58	1 LAP	42.828	58	1 LAP	42.963	11	1 LAP	45.107
19	1 LAP	45.062	31	1 LAP	45.218	31	1 LAP	44.702	31	1 LAP	44.657	58	1 LAP	43.592
1	1 LAP	45.528	19	1 LAP	44.682	19	1 LAP	45.616	19	1 LAP	44.779	31	1 LAP	44.898
53	1 LAP	45.422	53	1 LAP	46.249	53	1 LAP	45.449	53	1 LAP	45.559	19	1 LAP	44.588
41	1 LAP	46.285	1	1 LAP	47.869	1	1 LAP	47.769	41	1 LAP	46.660	53	1 LAP	47.939
11	32.163	43.663	41	1 LAP	46.364	41	1 LAP	46.023	1	1 LAP	48.819	41	1 LAP	47.023
			11		35.033	43.538	11		38.377	43.695		1	1 LAP	47.641

Car No's 20 & 58 - 10second penalty - False Start - Q.12.4 & Q.12.5

Weather / Track : Sunny / Dry

Lydden Hill
 Circuit Length = 1.0000 miles
 Start: 16:53 End: 17:04