



SEMSEC

**Lydden Race Meeting
Lydden Hill Circuit**

9th April 2011

Results Provided by Timing Solutions Ltd
www.tsl-timing.com

SEMSEC Saloons & Sports Car Championship

QUALIFYING - RACE 1 - CLASSIFICATION

POS	NO	CL	NAME	ENTRY	TIME	ON	LAPS	GAP	DIFF	MPH
1	26	2	Bill RICHARDS	Rover Mini Clubman	45.953	12	14			78.33
2	96	3	Nigel CRAIG	Subaru Impreza Turbo 4WD	46.622	11	12	0.669	0.669	77.21
3	17	3	Tony SKELTON	Renault Clio	47.704	5	11	1.751	1.082	75.46
4	25	1	Stephen KING	Rover Mini	48.038	6	7	2.085	0.334	74.93
5	13	4	Mary GRINHAM	Rover/Maguire Mini	49.576	14	14	3.623	1.538	72.61
6	5	4	Gareth SMITH	Audi A4	51.052	3	12	5.099	1.476	70.51
7	48	3	Christopher GOULD	Mitsubishi Lancer Evo4	55.939	9	9	9.986	4.887	64.35
8	4	1	Jonathan NICHOLLS	Ford Fiesta	55.952	11	13	9.999	0.013	64.33
9	41	2	Kieron LEHANE	Ford Fiesta	56.983	3	4	11.030	1.031	63.17
10	7	2	Peter OSBORNE	Renault Clio16v		0	0			

Weather / Track : Sunny / Dry
 These results are provisional until the conclusion of any judicial and technical matters.

Lydden Hill
 Circuit Length = 1.0000 miles
 Start: 13:00 End: 13:13

Clerk of Course :		Timekeeper :
-------------------	--	--------------

SEMSEC Saloons & Sports Car Championship

QUALIFYING - RACE 1 - LAP ANALYSIS

4	Jonathan NICHOLLS			1 Ford Fiesta			
1 -	1:09.097	+ 13.145	13:01:39.420	8 -	57.341	+ 1.389	13:08:26.781
2 -	1:01.003	+ 5.051	13:02:40.423	9 -	57.387	+ 1.435	13:09:24.168
3 -	59.319	+ 3.367	13:03:39.742	10 -	56.159	+ 0.207	13:10:20.327
4 -	58.181	+ 2.229	13:04:37.923	11 -	55.952		13:11:16.279
5 -	57.270	+ 1.318	13:05:35.193	12 -	57.679	+ 1.727	13:12:13.958
6 -	57.155	+ 1.203	13:06:32.348	13 -	57.579	+ 1.627	13:13:11.537
7 -	57.092	+ 1.140	13:07:29.440				
5	Gareth SMITH			4 Audi A4			
1 -	57.828	+ 6.776	13:01:31.206	7 -	51.184	+ 0.132	13:06:40.378
2 -	51.564	+ 0.512	13:02:22.770	8 -	53.336	+ 2.284	13:07:33.714
3 -	51.052		13:03:13.822	9 -	51.768	+ 0.716	13:08:25.482
4 -	52.117	+ 1.065	13:04:05.939	10 -	51.314	+ 0.262	13:09:16.796
5 -	51.636	+ 0.584	13:04:57.575	11 -	51.316	+ 0.264	13:10:08.112
6 -	51.619	+ 0.567	13:05:49.194	12 -	53.368	+ 2.316	13:11:01.480
7	Peter OSBORNE			2 Renault Clio16v			
13	Mary GRINHAM			4 Rover/Maguire Mini			
1 -	1:02.079	+ 12.503	13:01:47.584	8 -	51.953	+ 2.377	13:07:58.213
2 -	54.943	+ 5.367	13:02:42.527	9 -	51.031	+ 1.455	13:08:49.244
3 -	53.183	+ 3.607	13:03:35.710	10 -	51.976	+ 2.400	13:09:41.220
4 -	52.273	+ 2.697	13:04:27.983	11 -	51.428	+ 1.852	13:10:32.648
5 -	53.439	+ 3.863	13:05:21.422	12 -	50.606	+ 1.030	13:11:23.254
6 -	52.509	+ 2.933	13:06:13.931	13 -	50.861	+ 1.285	13:12:14.115
7 -	52.329	+ 2.753	13:07:06.260	14 -	49.576		13:13:03.691
17	Tony SKELTON			3 Renault Clio			
1 -	59.871	+ 12.167	13:01:43.361	7 -	48.341	+ 0.637	13:06:41.808
2 -	54.261	+ 6.557	13:02:37.622	8 -	49.731	+ 2.027	13:07:31.539
3 -	50.083	+ 2.379	13:03:27.705	9 -	48.741	+ 1.037	13:08:20.280
4 -	50.060	+ 2.356	13:04:17.765	10 -	48.364	+ 0.660	13:09:08.644
5 -	47.704		13:05:05.469	11 -	47.709	+ 0.005	13:09:56.353
6 -	47.998	+ 0.294	13:05:53.467				
25	Stephen KING			1 Rover Mini			
1 -	1:03.922	+ 15.884	13:01:56.023	5 -	48.135	+ 0.097	13:05:19.142
2 -	55.494	+ 7.456	13:02:51.517	6 -	48.038		13:06:07.180
3 -	49.805	+ 1.767	13:03:41.322	7 -	48.134	+ 0.096	13:06:55.314
4 -	49.685	+ 1.647	13:04:31.007				
26	Bill RICHARDS			2 Rover Mini Clubman			
1 -	1:01.474	+ 15.521	13:01:46.637	8 -	56.483	+ 10.530	13:07:31.957
2 -	54.161	+ 8.208	13:02:40.798	9 -	58.837	+ 12.884	13:08:30.794
3 -	47.952	+ 1.999	13:03:28.750	10 -	1:01.915	+ 15.962	13:09:32.709
4 -	47.527	+ 1.574	13:04:16.277	11 -	51.063	+ 5.110	13:10:23.772
5 -	45.969	+ 0.016	13:05:02.246	12 -	45.953		13:11:09.725
6 -	46.744	+ 0.791	13:05:48.990	13 -	1:04.560	+ 18.607	13:12:14.285
7 -	46.484	+ 0.531	13:06:35.474	14 -	48.840	+ 2.887	13:13:03.125
41	Kieron LEHANE			2 Ford Fiesta			
1 -	1:05.163	+ 8.180	13:01:37.943	3 -	56.983		13:03:32.498
2 -	57.572	+ 0.589	13:02:35.515	4 -	57.540	+ 0.557	13:04:30.038
48	Christopher GOULD			3 Mitsubishi Lancer Evo4			
1 -	1:08.873	+ 12.934	13:01:43.118	6 -	56.909	+ 0.970	13:06:33.035
2 -	1:00.427	+ 4.488	13:02:43.545	7 -	57.903	+ 1.964	13:07:30.938
3 -	57.146	+ 1.207	13:03:40.691	8 -	1:01.626	+ 5.687	13:08:32.564
4 -	58.119	+ 2.180	13:04:38.810	9 -	55.939		13:09:28.503

Weather / Track : Sunny / Dry

Lydden Hill
Circuit Length = 1.0000 miles
Start: 13:00 End: 13:13

SEMSEC Saloons & Sports Car Championship

QUALIFYING - RACE 1 - LAP ANALYSIS


5 -	57.316	+ 1.377	13:05:36.126				
96	Nigel CRAIG		3	Subaru Impreza Turbo 4WD			
1 -	1:05.144	+ 18.522	13:01:35.005	7 -	52.697	+ 6.075	13:06:36.573
2 -	57.282	+ 10.660	13:02:32.287	8 -	1:04.910	+ 18.288	13:07:41.483
3 -	50.345	+ 3.723	13:03:22.632	9 -	48.744	+ 2.122	13:08:30.227
4 -	46.952	+ 0.330	13:04:09.584	10 -	51.348	+ 4.726	13:09:21.575
5 -	47.040	+ 0.418	13:04:56.624	11 -	46.622		13:10:08.197
6 -	47.252	+ 0.630	13:05:43.876	12 -	58.205	+ 11.583	13:11:06.402

Weather / Track : Sunny / Dry

Lydden Hill
 Circuit Length = 1.0000 miles
 Start: 13:00 End: 13:13

SEMSEC Saloons & Sports Car Championship

RACE 1 - GRID

ROW 5	0.000 7 Peter OSBORNE	4 Jonathan NICHOLLS
ROW 4	55.939 48 Christopher GOULD	56.983 41 Kieron LEHANE
ROW 3	49.576 13 Mary GRINHAM	51.052 5 Gareth SMITH
ROW 2	47.704 17 Tony SKELTON	48.038 25 Stephen KING
ROW 1	45.953 26 Bill RICHARDS	46.622 96 Nigel CRAIG
Pole		
		

Lydden Hill
Circuit Length = 1.0000 miles

These results are provisional until the conclusion of any judicial and technical matters.

Clerk of Course :		Timekeeper :
-------------------	--	--------------

SEMSEC Saloons & Sports Car Championship

RACE 1 - CLASSIFICATION

POS	NO	CL	NAME	ENTRY	LAPS	TIME	GAP	DIFF	MPH	BEST	ON
1	26	2	Bill RICHARDS	Rover Mini Clubman	12	9:35.638			75.04	46.059	2
2	96	3	Nigel CRAIG	Subaru Impreza Turbo 4WD	12	9:36.026	0.388	0.388	74.99	46.858	2
3	25	1	Stephen KING	Rover Mini	12	9:39.185	3.547	3.159	74.58	47.572	3
4	17	3	Tony SKELTON	Renault Clio	12	9:53.465	17.827	14.280	72.79	47.363	4
5	13	4	Mary GRINHAM	Rover/Maguire Mini	12	10:01.975	26.337	8.510	71.76	48.876	12
6	5	4	Gareth SMITH	Audi A4	12	10:02.688	27.050	0.713	71.67	48.719	12
7	4	1	Jonathan NICHOLLS	Ford Fiesta	11	10:13.728	1 lap	1 lap	64.52	54.396	3

FASTEST LAP

26	2	Bill RICHARDS	Rover Mini Clubman	2	46.059	78.15 mph	125.78 kph
96	3	Nigel CRAIG	Subaru Impreza Turbo 4WD	2	46.858	76.82 mph	123.63 kph
25	1	Stephen KING	Rover Mini	3	47.572	75.67 mph	121.78 kph
5	4	Gareth SMITH	Audi A4	12	48.719	73.89 mph	118.91 kph

Weather / Track : Sunny / Dry
 These results are provisional until the conclusion of any judicial and technical matters.

Lydden Hill
 Circuit Length = 1.0000 miles
 Start: 14:24 End: 14:34

Clerk of Course :		Timekeeper :
-------------------	--	--------------

SEMSEC Saloons & Sports Car Championship
RACE 1 - LAP CHART

Lap 1			Lap 2			Lap 3			Lap 4			Lap 5		
No	Behind	Laptime	No	Behind	Laptime	No	Behind	Laptime	No	Behind	Laptime	No	Behind	Laptime
96		50.761	96		46.858	96		47.239	26		46.761	96		48.306
26	1.074	51.835	26	0.275	46.059	26	0.079	47.043	96	0.453	47.293	26	0.100	48.859
25	2.472	53.233	25	3.197	47.583	25	3.530	47.572	25	4.372	47.682	25	3.205	47.592
17	3.859	54.620	17	4.378	47.377	17	4.846	47.707	17	5.369	47.363	17	4.320	47.710
13	5.196	55.957	13	7.950	49.612	13	11.031	50.320	13	14.525	50.334	13	15.239	49.473
5	6.275	57.036	5	9.958	50.541	5	12.646	49.927	5	15.608	49.802	5	16.662	49.813
4	10.916	1:01.677	4	18.738	54.680	4	25.895	54.396	4	33.592	54.537	4	39.576	54.743

Weather / Track : Sunny / Dry

Lydden Hill
 Circuit Length = 1.0000 miles
 Start: 14:24 End: 14:34

SEMSEC Saloons & Sports Car Championship
RACE 1 - LAP CHART

Lap 6			Lap 7			Lap 8			Lap 9			Lap 10		
No	Behind	Laptime	No	Behind	Laptime	No	Behind	Laptime	No	Behind	Laptime	No	Behind	Laptime
26		47.510	26		48.854	26		48.825	26		47.756	26		47.322
96	0.454	48.064	96	0.386	48.786	96	0.477	48.916	96	0.481	47.760	96	0.585	47.426
25	3.380	47.785	25	2.451	47.925	25	1.323	47.697	25	1.282	47.715	25	1.863	47.903
17	5.669	48.959	17	7.496	50.681	4	1 LAP	57.606	17	10.823	49.571	17	13.251	49.750
13	17.050	49.421	13	17.729	49.533	17	9.008	50.337	4	1 LAP	55.592	4	1 LAP	54.602
5	18.286	49.234	5	18.887	49.455	13	18.491	49.587	13	20.735	50.000	13	22.791	49.378
4	46.829	54.863				5	19.338	49.276	5	21.224	49.642	5	23.610	49.708

Weather / Track : Sunny / Dry

Lydden Hill
 Circuit Length = 1.0000 miles
 Start: 14:24 End: 14:34

SEMSEC Saloons & Sports Car Championship
RACE 1 - LAP CHART


Lap 11			Lap 12		
No	Behind	Laptime	No	Behind	Laptime
26		47.551	26		47.263
96	0.746	47.712	96	0.388	46.905
25	2.551	48.239	25	3.547	48.259
17	15.506	49.806	17	17.827	49.584
13	24.724	49.484	13	26.337	48.876
5	25.594	49.535	5	27.050	48.719
4	1 LAP	56.578	4	1 LAP	54.454

Weather / Track : Sunny / Dry

Lydden Hill
 Circuit Length = 1.0000 miles
 Start: 14:24 End: 14:34

SEMSEC Saloons & Sports Car Championship

RACE 4 - GRID

ROW 4	4 Jonathan NICHOLLS	
ROW 3	13 Mary GRINHAM	5 Gareth SMITH
ROW 2	25 Stephen KING	17 Tony SKELTON
ROW 1	26 Bill RICHARDS	96 Nigel CRAIG
Pole		
		

Lydden Hill
Circuit Length = 1.0000 miles

These results are provisional until the conclusion of any judicial and technical matters.

Clerk of Course :

Timekeeper :

SEMSEC Saloons & Sports Car Championship

RACE 4 - CLASSIFICATION

POS	NO	CL	NAME	ENTRY	LAPS	TIME	GAP	DIFF	MPH	BEST	ON
1	26	2	Bill RICHARDS	Rover Mini Clubman	15	11:52.556			75.78	46.254	2
2	96	3	Nigel CRAIG	Subaru Impreza Turbo 4WD	15	11:53.069	0.513	0.513	75.72	46.142	2
3	17	3	Tony SKELTON	Renault Clio	15	12:04.537	11.981	11.468	74.52	47.203	4
4	25	1	Stephen KING	Rover Mini	15	12:10.978	18.422	6.441	73.87	47.524	2
5	5	4	Gareth SMITH	Audi A4	14	12:02.634	1 lap	1 lap	69.74	50.480	11
6	4	1	Jonathan NICHOLLS	Ford Fiesta	13	11:54.033	2 laps	1 lap	65.54	53.953	4

NOT CLASSIFIED

<i>DNF</i>	13	4	Mary GRINHAM	Rover/Maguire Mini	0						
------------	----	---	---------------------	--------------------	---	--	--	--	--	--	--

FASTEST LAP

96	3	Nigel CRAIG	Subaru Impreza Turbo 4WD	2	46.142	78.01 mph	125.55 kph
26	2	Bill RICHARDS	Rover Mini Clubman	2	46.254	77.82 mph	125.25 kph
25	1	Stephen KING	Rover Mini	2	47.524	75.74 mph	121.90 kph
5	4	Gareth SMITH	Audi A4	11	50.480	71.31 mph	114.76 kph

Weather / Track : Sunny / Dry

These results are provisional until the conclusion of any judicial and technical matters.

Lydden Hill

Circuit Length = 1.0000 miles

Start: 15:18 End: 15:30

Clerk of Course :		Timekeeper :	
-------------------	--	--------------	--

SEMSEC Saloons & Sports Car Championship
RACE 4 - LAP CHART

Lap 1			Lap 2			Lap 3			Lap 4			Lap 5		
No	Behind	Laptime	No	Behind	Laptime	No	Behind	Laptime	No	Behind	Laptime	No	Behind	Laptime
96		52.136	96		46.142	96		46.400	26		46.525	96		47.391
26	0.216	52.352	26	0.328	46.254	26	0.254	46.326	96	0.551	47.330	26	0.049	47.991
25	1.411	53.547	25	2.793	47.524	25	4.285	47.892	25	5.253	47.747	25	5.146	47.835
17	2.358	54.494	17	4.186	47.970	17	5.785	47.999	17	6.209	47.203	17	5.839	47.572
5	4.663	56.799	5	9.535	51.014	5	14.339	51.204	5	18.923	51.363	5	22.512	51.531
4	9.773	1:01.909	4	17.961	54.330	4	25.540	53.979	4	32.714	53.953	4	38.860	54.088

Weather / Track : Sunny / Dry

Lydden Hill
 Circuit Length = 1.0000 miles
 Start: 15:18 End: 15:30

SEMSEC Saloons & Sports Car Championship
RACE 4 - LAP CHART

Lap 6			Lap 7			Lap 8			Lap 9			Lap 10		
No	Behind	Laptime	No	Behind	Laptime	No	Behind	Laptime	No	Behind	Laptime	No	Behind	Laptime
96		46.788	96		46.728	96		47.393	26		46.992	26		47.609
26	0.528	47.267	26	0.180	46.380	26	0.008	47.221	96	1.938	48.938	96	1.172	46.843
25	6.565	48.207	25	8.155	48.318	4	1 LAP	54.940	25	10.509	48.465	17	10.428	47.421
17	6.797	47.746	17	8.955	48.886	25	9.044	48.282	17	10.616	48.186	25	11.706	48.806
5	26.395	50.671	5	30.771	51.104	17	9.430	47.868	4	1 LAP	54.521	4	1 LAP	54.046
4	46.292	54.220				5	34.669	51.291	5	38.516	50.847	5	41.474	50.567

Weather / Track : Sunny / Dry

Lydden Hill
 Circuit Length = 1.0000 miles
 Start: 15:18 End: 15:30

SEMSEC Saloons & Sports Car Championship
RACE 4 - LAP CHART

Lap 11			Lap 12			Lap 13			Lap 14			Lap 15		
No	Behind	Laptime	No	Behind	Laptime	No	Behind	Laptime	No	Behind	Laptime	No	Behind	Laptime
26		47.027	26		46.723	26		47.465	26		48.643	26		47.781
96	1.797	47.652	96	1.786	46.712	96	1.831	47.510	96	0.998	47.810	96	0.513	47.296
17	11.015	47.614	17	12.143	47.851	5	1 LAP	52.279	5	1 LAP	51.328	4	2 LAPS	55.380
25	12.963	48.284	25	14.983	48.743	17	12.660	47.982	17	11.771	47.754	5	1 LAP	52.156
4	1 LAP	54.274	4	1 LAP	54.083	25	15.922	48.404	25	16.332	49.053	17	11.981	47.991
5	44.927	50.480				4	1 LAP	54.310				25	18.422	49.871

Weather / Track : Sunny / Dry

Lydden Hill
 Circuit Length = 1.0000 miles
 Start: 15:18 End: 15:30

SEMSEC Sports Racing & Kit Car Championship

QUALIFYING - RACE 2 - CLASSIFICATION

POS	NO	CL	NAME	ENTRY	TIME	ON	LAPS	GAP	DIFF	MPH
1	20	8	Mark BURTON	Jade Trackstar	40.927	4	4			87.95
2	58	7	Charles HARVEY-KELLY	Radical SR4	42.289	6	7	1.362	1.362	85.12
3	66	8	David WATSON	Radical PR6	44.038	7	7	3.111	1.749	81.74
4	22	8	Mike ROBERTS	Radical SR3	44.250	2	4	3.323	0.212	81.35
5	31	6	Paul GIBB	Caterham 7 HPC	44.368	6	16	3.441	0.118	81.13
6	40	7	Jonathan GIBBS	Caterham C400	44.949	13	15	4.022	0.581	80.08
7	24	5	Alastair HEYS	Westfield Megabusa	46.148	11	11	5.221	1.199	78.00

Weather / Track : Sunny / Dry
 These results are provisional until the conclusion of any judicial and technical matters.

Lydden Hill
 Circuit Length = 1.0000 miles
 Start: 13:17 End: 13:30

Clerk of Course :		Timekeeper :
-------------------	--	--------------

SEMSEC Sports Racing & Kit Car Championship

QUALIFYING - RACE 2 - LAP ANALYSIS


20	Mark BURTON		8 Jade Trackstar				
1 -	50.514	+ 9.587	13:18:39.485	3 -	41.848	+ 0.921	13:20:07.912
2 -	46.579	+ 5.652	13:19:26.064	4 -	40.927		13:20:48.839
22	Mike ROBERTS		8 Radical SR3				
1 -	50.077	+ 5.827	13:18:45.722	3 -	46.398	+ 2.148	13:20:16.370
2 -	44.250		13:19:29.972	4 -	49.607	+ 5.357	13:21:05.977
24	Alastair HEYS		5 Westfield Megabusa				
1 -	54.499	+ 8.351	13:18:53.468	7 -	46.685	+ 0.537	13:23:43.787
2 -	48.758	+ 2.610	13:19:42.226	8 -	46.405	+ 0.257	13:24:30.192
3 -	47.745	+ 1.597	13:20:29.971	9 -	46.190	+ 0.042	13:25:16.382
4 -	46.907	+ 0.759	13:21:16.878	10 -	53.403	+ 7.255	13:26:09.785
5 -	53.252	+ 7.104	13:22:10.130	11 -	46.148		13:26:55.933
6 -	46.972	+ 0.824	13:22:57.102				
31	Paul GIBB		6 Caterham 7 HPC				
1 -	54.276	+ 9.908	13:18:49.690	9 -	44.696	+ 0.328	13:24:54.520
2 -	48.314	+ 3.946	13:19:38.004	10 -	44.803	+ 0.435	13:25:39.323
3 -	47.434	+ 3.066	13:20:25.438	11 -	44.885	+ 0.517	13:26:24.208
4 -	45.506	+ 1.138	13:21:10.944	12 -	44.711	+ 0.343	13:27:08.919
5 -	45.429	+ 1.061	13:21:56.373	13 -	46.202	+ 1.834	13:27:55.121
6 -	44.368		13:22:40.741	14 -	44.895	+ 0.527	13:28:40.016
7 -	44.608	+ 0.240	13:23:25.349	15 -	45.007	+ 0.639	13:29:25.023
8 -	44.475	+ 0.107	13:24:09.824	16 -	45.085	+ 0.717	13:30:10.108
40	Jonathan GIBBS		7 Caterham C400				
1 -	55.226	+ 10.277	13:18:52.722	9 -	45.985	+ 1.036	13:25:10.644
2 -	50.539	+ 5.590	13:19:43.261	10 -	45.887	+ 0.938	13:25:56.531
3 -	47.835	+ 2.886	13:20:31.096	11 -	46.114	+ 1.165	13:26:42.645
4 -	47.505	+ 2.556	13:21:18.601	12 -	45.341	+ 0.392	13:27:27.986
5 -	46.801	+ 1.852	13:22:05.402	13 -	44.949		13:28:12.935
6 -	46.584	+ 1.635	13:22:51.986	14 -	45.813	+ 0.864	13:28:58.748
7 -	46.321	+ 1.372	13:23:38.307	15 -	45.362	+ 0.413	13:29:44.110
8 -	46.352	+ 1.403	13:24:24.659				
58	Charles HARVEY-KELLY		7 Radical SR4				
1 -	48.378	+ 6.089	13:18:43.230	5 -	43.539	+ 1.250	13:21:35.181
2 -	43.671	+ 1.382	13:19:26.901	6 -	42.289		13:22:17.470
3 -	42.342	+ 0.053	13:20:09.243	7 -	50.940	+ 8.651	13:23:08.410
4 -	42.399	+ 0.110	13:20:51.642				
66	David WATSON		8 Radical PR6				
1 -	53.519	+ 9.481	13:18:50.044	5 -	45.000	+ 0.962	13:21:52.614
2 -	48.226	+ 4.188	13:19:38.270	6 -	44.051	+ 0.013	13:22:36.665
3 -	45.264	+ 1.226	13:20:23.534	7 -	44.038		13:23:20.703
4 -	44.080	+ 0.042	13:21:07.614				

Weather / Track : Sunny / Dry

Lydden Hill
Circuit Length = 1.0000 miles
Start: 13:17 End: 13:30

SEMSEC Sports Racing & Kit Car Championship

RACE 2 - GRID

ROW 4		46.148 24 Alastair HEYS	
ROW 3	44.368 31 Paul GIBB		44.949 40 Jonathan GIBBS
ROW 2		44.038 66 David WATSON	44.250 22 Mike ROBERTS
ROW 1	40.927 20 Mark BURTON		42.289 58 Charles HARVEY-KELLY
Pole			
			

Lydden Hill
Circuit Length = 1.0000 miles

These results are provisional until the conclusion of any judicial and technical matters.

Clerk of Course :		Timekeeper :
-------------------	--	--------------

SEMSEC Sports Racing & Kit Car Championship

RACE 2 - CLASSIFICATION

POS	NO	CL	NAME	ENTRY	LAPS	TIME	GAP	DIFF	MPH	BEST	ON
1	20	8	Mark BURTON	Jade Trackstar	12	8:32.838			84.23	40.844	2
2	58	7	Charles HARVEY-KELLY	Radical SR4	12	8:36.763	3.925	3.925	83.59	42.084	7
3	31	6	Paul GIBB	Caterham 7 HPC	12	9:09.390	36.552	32.627	78.63	44.761	10
4	40	7	Jonathan GIBBS	Caterham C400	12	9:17.205	44.367	7.815	77.52	45.051	6
5	24	5	Alastair HEYS	Westfield Megabusa	11	8:35.214	1 lap	1 lap	76.85	45.653	9
6	66	8	David WATSON	Radical PR6	11	9:02.241	1 lap	27.027	73.02	42.937	6

FASTEST LAP

20	8	Mark BURTON	Jade Trackstar	2	40.844	88.13 mph	141.84 kph
58	7	Charles HARVEY-KELLY	Radical SR4	7	42.084	85.54 mph	137.66 kph
31	6	Paul GIBB	Caterham 7 HPC	10	44.761	80.42 mph	129.43 kph
24	5	Alastair HEYS	Westfield Megabusa	9	45.653	78.85 mph	126.90 kph

Weather / Track : Sunny / Dry

These results are provisional until the conclusion of any judicial and technical matters.

Lydden Hill

Circuit Length = 1.0000 miles

Start: 14:40 End: 14:51

Clerk of Course :

Timekeeper :

SEMSEC Sports Racing & Kit Car Championship
RACE 2 - LAP CHART

Lap 1			Lap 2			Lap 3			Lap 4			Lap 5		
No	Behind	Laptime	No	Behind	Laptime	No	Behind	Laptime	No	Behind	Laptime	No	Behind	Laptime
20		45.799	20		40.844	20		40.862	20		41.138	20		41.434
58	1.588	47.387	58	3.340	42.596	58	5.447	42.969	58	6.767	42.458	58	8.436	43.103
31	5.105	50.904	31	9.551	45.290	31	13.885	45.196	31	18.120	45.373	31	22.091	45.405
24	6.823	52.622	24	12.486	46.507	24	17.788	46.164	66	22.584	43.946	66	24.698	43.548
40	7.091	52.890	40	12.788	46.541	40	18.040	46.114	24	23.123	46.473	40	27.971	45.960
66	11.501	57.300	66	17.179	46.522	66	19.776	43.459	40	23.445	46.543	24	28.515	46.826

Weather / Track : Sunny / Dry

Lydden Hill
 Circuit Length = 1.0000 miles
 Start: 14:40 End: 14:51

SEMSEC Sports Racing & Kit Car Championship
RACE 2 - LAP CHART

Lap 6			Lap 7			Lap 8			Lap 9			Lap 10		
No	Behind	Laptime	No	Behind	Laptime	No	Behind	Laptime	No	Behind	Laptime	No	Behind	Laptime
20		43.564	20		42.624	20		42.247	20		42.616	20		42.911
58	7.478	42.606	58	6.938	42.084	58	7.345	42.654	58	7.153	42.424	58	6.823	42.581
31	23.865	45.338	66	26.475	45.028	66	28.556	44.328	66	29.465	43.525	66	31.036	44.482
66	24.071	42.937	31	27.721	46.480	31	30.733	45.259	31	33.270	45.153	31	35.120	44.761
40	29.458	45.051	40	32.334	45.500	40	36.125	46.038	40	38.842	45.333	40	41.169	45.238
24	30.984	46.033	24	34.071	45.711	24	37.742	45.918	24	40.779	45.653			

Weather / Track : Sunny / Dry

Lydden Hill
 Circuit Length = 1.0000 miles
 Start: 14:40 End: 14:51

SEMSEC Sports Racing & Kit Car Championship

RACE 2 - LAP CHART


Lap 11			Lap 12		
No	Behind	Laptime	No	Behind	Laptime
20		43.745	20		45.054
24	1 LAP	47.125	24	1 LAP	46.182
58	6.045	42.967	58	3.925	42.934
66	30.919	43.628	66	29.403	43.538
31	36.424	45.049	31	36.552	45.182
40	43.297	45.873	40	44.367	46.124

Weather / Track : Sunny / Dry

Lydden Hill
Circuit Length = 1.0000 miles
Start: 14:40 End: 14:51

SEMSEC Sports Racing & Kit Car Championship

RACE 5 - GRID

ROW 3	40 Jonathan GIBBS	24 Alastair HEYS
ROW 2	66 David WATSON	31 Paul GIBB
ROW 1	20 Mark BURTON	58 Charles HARVEY-KELLY
Pole		
		

Lydden Hill
Circuit Length = 1.0000 miles

These results are provisional until the conclusion of any judicial and technical matters.

Clerk of Course :

Timekeeper :

SEMSEC Sports Racing & Kit Car Championship

RACE 5 - CLASSIFICATION

POS	NO	CL	NAME	ENTRY	LAPS	TIME	GAP	DIFF	MPH	BEST	ON
1	20	8	Mark BURTON	Jade Trackstar	15	10:27.369			86.07	40.894	6
2	58	7	Charles HARVEY-KELLY	Radical SR4	15	10:51.083	23.714	23.714	82.93	42.591	8
3	66	8	David WATSON	Radical PR6	15	10:55.536	28.167	4.453	82.37	42.256	15
4	31	6	Paul GIBB	Caterham 7 HPC	14	10:48.963	1 lap	1 lap	77.66	44.743	7
5	40	7	Jonathan GIBBS	Caterham C400	14	10:53.241	1 lap	4.278	77.15	45.302	4
6	24	5	Alastair HEYS	Westfield Megabusa	14	11:09.358	1 lap	16.117	75.29	46.427	13

FASTEST LAP

20	8	Mark BURTON	Jade Trackstar	6	40.894	88.03 mph	141.67 kph
58	7	Charles HARVEY-KELLY	Radical SR4	8	42.591	84.52 mph	136.02 kph
31	6	Paul GIBB	Caterham 7 HPC	7	44.743	80.45 mph	129.48 kph
24	5	Alastair HEYS	Westfield Megabusa	13	46.427	77.53 mph	124.78 kph

Car No 31 - 10 second penalty - False Start - Q.12.4 & Q.12.5.

Weather / Track : Sunny / Dry

These results are provisional until the conclusion of any judicial and technical matters.

Lydden Hill

Circuit Length = 1.0000 miles

Start: 15:38 End: 15:49

Clerk of Course :		Timekeeper :	
-------------------	--	--------------	--

SEMSEC Sports Racing & Kit Car Championship
RACE 5 - LAP CHART

Lap 1			Lap 2			Lap 3			Lap 4			Lap 5		
No	Behind	Laptime	No	Behind	Laptime	No	Behind	Laptime	No	Behind	Laptime	No	Behind	Laptime
20		46.377	20		41.585	20		42.019	20		41.270	20		41.431
58	1.907	48.284	58	3.457	43.135	58	4.422	42.984	58	5.951	42.799	58	7.217	42.697
31	4.573	50.950	31	7.922	44.934	31	11.133	45.230	66	13.694	43.699	66	15.541	43.278
40	5.728	52.105	66	9.399	44.345	66	11.265	43.885	31	15.667	45.804	31	19.357	45.121
24	6.498	52.875	40	10.894	46.751	40	15.034	46.159	40	19.066	45.302	40	23.226	45.591
66	6.639	53.016	24	11.913	47.000	24	16.495	46.601	24	25.118	49.893	24	31.928	48.241

Weather / Track : Sunny / Dry

Lydden Hill
 Circuit Length = 1.0000 miles
 Start: 15:38 End: 15:49

SEMSEC Sports Racing & Kit Car Championship
RACE 5 - LAP CHART

Lap 6			Lap 7			Lap 8			Lap 9			Lap 10		
No	Behind	Laptime	No	Behind	Laptime	No	Behind	Laptime	No	Behind	Laptime	No	Behind	Laptime
20		40.894	20		41.002	20		42.292	20		41.146	20		41.274
58	9.053	42.730	58	11.946	43.895	24	1 LAP	47.915	24	1 LAP	46.677	40	1 LAP	46.963
66	17.484	42.837	66	19.038	42.556	58	12.245	42.591	58	14.027	42.928	24	1 LAP	47.859
31	23.696	45.233	31	27.437	44.743	66	19.929	43.183	66	22.005	43.222	58	15.799	43.046
40	28.102	45.770	40	33.121	46.021	31	30.244	45.099	31	34.039	44.941	66	23.732	43.001
24	38.064	47.030				40	36.965	46.136				31	38.136	45.371

Weather / Track : Sunny / Dry

Lydden Hill
 Circuit Length = 1.0000 miles
 Start: 15:38 End: 15:49

SEMSEC Sports Racing & Kit Car Championship
RACE 5 - LAP CHART

Lap 11			Lap 12			Lap 13			Lap 14			Lap 15		
No	Behind	Laptime	No	Behind	Laptime	No	Behind	Laptime	No	Behind	Laptime	No	Behind	Laptime
20		41.149	20		41.894	20		41.416	20		41.706	20		41.914
40	1 LAP	45.955	31	1 LAP	45.491	31	1 LAP	45.007	31	1 LAP	45.508	31	1 LAP	45.531
58	17.557	42.907	40	1 LAP	46.345	40	1 LAP	46.212	40	1 LAP	46.616	58	23.714	43.456
24	1 LAP	47.494	58	18.859	43.196	58	20.606	43.163	58	22.172	43.272	40	1 LAP	47.315
66	24.902	42.319	66	25.940	42.932	66	27.025	42.501	66	27.825	42.506	66	28.167	42.256
			24	1 LAP	47.442	24	1 LAP	46.715	24	1 LAP	46.427	24	1 LAP	47.189

Weather / Track : Sunny / Dry

Lydden Hill
 Circuit Length = 1.0000 miles
 Start: 15:38 End: 15:49

**SEMSEC Open Single Seater Champ & Senlac Novice Cup
QUALIFYING - RACE 3 - CLASSIFICATION**

POS	NO	CL	NAME	ENTRY	TIME	ON	LAPS	GAP	DIFF	MPH
1	37	A	Dave CONNOR	Jedi Mk6	40.961	8	9			87.88
2	23	E	Chris KITE	Dallara 393	42.883	15	16	1.922	1.922	83.94
3	32	A	Chris MABEY	Jedi Mk6	45.046	7	16	4.085	2.163	79.91
4	44	C	Steve GARDINER	Reynard SF80	45.065	6	8	4.104	0.019	79.88
5	40	E	John STAPLETON	Leystone JH002 Formula Vee	46.713	6	15	5.752	1.648	77.06
6	4	C	John de RITTER	Delta T79	47.002	9	14	6.041	0.289	76.59
7	50	E	Terry CATON	March 73B Atlantic	47.279	10	15	6.318	0.277	76.14
8	19	B	Innes HICKMAN	Van Diemen RF89	56.275	1	2	15.314	8.996	63.96

Weather / Track : Sunny / Dry
These results are provisional until the conclusion of any judicial and technical matters.

Lydden Hill
 Circuit Length = 1.0000 miles
 Start: 13:32 End: 13:45

Clerk of Course :		Timekeeper :
-------------------	--	--------------

SEMSEC Open Single Seater Champ & Senlac Novice Cup

QUALIFYING - RACE 3 - LAP ANALYSIS

4	John de RITTER			C Delta T79			
1 -	51.628	+ 4.626	13:35:12.374	8 -	47.390	+ 0.388	13:40:44.950
2 -	47.858	+ 0.856	13:36:00.232	9 -	47.002		13:41:31.952
3 -	47.554	+ 0.552	13:36:47.786	10 -	49.923	+ 2.921	13:42:21.875
4 -	47.231	+ 0.229	13:37:35.017	11 -	47.710	+ 0.708	13:43:09.585
5 -	47.644	+ 0.642	13:38:22.661	12 -	48.533	+ 1.531	13:43:58.118
6 -	47.436	+ 0.434	13:39:10.097	13 -	49.477	+ 2.475	13:44:47.595
7 -	47.463	+ 0.461	13:39:57.560	14 -	48.715	+ 1.713	13:45:36.310
19	Innes HICKMAN			B Van Diemen RF89			
1 -	56.275		13:34:00.469	2 -	57.283	+ 1.008	13:34:57.752
23	Chris KITE			E Dallara 393			
1 -	57.600	+ 14.717	13:34:02.362	9 -	44.690	+ 1.807	13:40:15.185
2 -	50.908	+ 8.025	13:34:53.270	10 -	44.434	+ 1.551	13:40:59.619
3 -	49.675	+ 6.792	13:35:42.945	11 -	44.484	+ 1.601	13:41:44.103
4 -	46.907	+ 4.024	13:36:29.852	12 -	43.452	+ 0.569	13:42:27.555
5 -	45.462	+ 2.579	13:37:15.314	13 -	43.841	+ 0.958	13:43:11.396
6 -	45.865	+ 2.982	13:38:01.179	14 -	43.767	+ 0.884	13:43:55.163
7 -	44.563	+ 1.680	13:38:45.742	15 -	42.883		13:44:38.046
8 -	44.753	+ 1.870	13:39:30.495	16 -	51.747	+ 8.864	13:45:29.793
32	Chris MABEY			A Jedi Mk6			
1 -	56.070	+ 11.024	13:33:58.155	9 -	46.074	+ 1.028	13:40:08.784
2 -	49.252	+ 4.206	13:34:47.407	10 -	46.705	+ 1.659	13:40:55.489
3 -	46.662	+ 1.616	13:35:34.069	11 -	45.701	+ 0.655	13:41:41.190
4 -	46.411	+ 1.365	13:36:20.480	12 -	45.671	+ 0.625	13:42:26.861
5 -	45.892	+ 0.846	13:37:06.372	13 -	46.083	+ 1.037	13:43:12.944
6 -	45.310	+ 0.264	13:37:51.682	14 -	45.873	+ 0.827	13:43:58.817
7 -	45.046		13:38:36.728	15 -	47.576	+ 2.530	13:44:46.393
8 -	45.982	+ 0.936	13:39:22.710	16 -	47.449	+ 2.403	13:45:33.842
37	Dave CONNOR			A Jedi Mk6			
1 -	45.484	+ 4.523	13:33:45.918	6 -	41.152	+ 0.191	13:37:16.673
2 -	41.595	+ 0.634	13:34:27.513	7 -	41.227	+ 0.266	13:37:57.900
3 -	43.480	+ 2.519	13:35:10.993	8 -	40.961		13:38:38.861
4 -	43.070	+ 2.109	13:35:54.063	9 -	41.109	+ 0.148	13:39:19.970
5 -	41.458	+ 0.497	13:36:35.521				
40	John STAPLETON			E Leastone JH002 Formula Vee			
1 -	53.922	+ 7.209	13:33:59.772	9 -	47.423	+ 0.710	13:40:17.573
2 -	48.395	+ 1.682	13:34:48.167	10 -	46.921	+ 0.208	13:41:04.494
3 -	47.210	+ 0.497	13:35:35.377	11 -	47.193	+ 0.480	13:41:51.687
4 -	47.242	+ 0.529	13:36:22.619	12 -	46.725	+ 0.012	13:42:38.412
5 -	46.809	+ 0.096	13:37:09.428	13 -	47.352	+ 0.639	13:43:25.764
6 -	46.713		13:37:56.141	14 -	47.502	+ 0.789	13:44:13.266
7 -	46.877	+ 0.164	13:38:43.018	15 -	47.312	+ 0.599	13:45:00.578
8 -	47.132	+ 0.419	13:39:30.150				
44	Steve GARDINER			C Reynard SF80			
1 -	51.490	+ 6.425	13:33:54.579	5 -	45.373	+ 0.308	13:36:57.720
2 -	47.036	+ 1.971	13:34:41.615	6 -	45.065		13:37:42.785
3 -	45.368	+ 0.303	13:35:26.983	7 -	45.494	+ 0.429	13:38:28.279
4 -	45.364	+ 0.299	13:36:12.347	8 -	45.266	+ 0.201	13:39:13.545
50	Terry CATON			E March 73B Atlantic			
1 -	55.652	+ 8.373	13:34:03.047	9 -	47.473	+ 0.194	13:40:45.616
2 -	50.561	+ 3.282	13:34:53.608	10 -	47.279		13:41:32.895
3 -	50.714	+ 3.435	13:35:44.322	11 -	49.458	+ 2.179	13:42:22.353
4 -	50.127	+ 2.848	13:36:34.449	12 -	48.301	+ 1.022	13:43:10.654
5 -	54.037	+ 6.758	13:37:28.486	13 -	50.812	+ 3.533	13:44:01.466
6 -	50.905	+ 3.626	13:38:19.391	14 -	49.211	+ 1.932	13:44:50.677

Weather / Track : Sunny / Dry

Lydden Hill
Circuit Length = 1.0000 miles
Start: 13:32 End: 13:45


**SEMSEC Open Single Seater Champ & Senlac Novice Cup
QUALIFYING - RACE 3 - LAP ANALYSIS**

7 -	49.046	+ 1.767	13:39:08.437	15 -	48.770	+ 1.491	13:45:39.447
8 -	49.706	+ 2.427	13:39:58.143				

Weather / Track : Sunny / Dry

Lydden Hill
Circuit Length = 1.0000 miles
Start: 13:32 End: 13:45

SEMSEC Open Single Seater Championship & Senlac Novice Cup
RACE 3 - GRID

ROW 4	47.279 50 Terry CATON	56.275 19 Innes HICKMAN
ROW 3	46.713 40 John STAPLETON	47.002 4 John de RITTER
ROW 2	45.046 32 Chris MABEY	45.065 44 Steve GARDINER
ROW 1	40.961 37 Dave CONNOR	42.883 23 Chris KITE
Pole		
		

Lydden Hill
 Circuit Length = 1.0000 miles

These results are provisional until the conclusion of any judicial and technical matters.

Clerk of Course :		Timekeeper :

SEMSEC Open Single Seater Championship & Senlac Novice Cup

RACE 3 - CLASSIFICATION

POS	NO	CL	NAME	ENTRY	LAPS	TIME	GAP	DIFF	MPH	BEST	ON
1	23	E	Chris KITE	Dallara 393	12	8:57.855			80.31	43.489	2
2	32	A	Chris MABEY	Jedi Mk6	12	8:59.019	1.164	1.164	80.14	42.683	12
3	44	C	Steve GARDINER	Reynard SF80	12	9:08.129	10.274	9.110	78.81	44.544	5
4	50	E	Terry CATON	March 73B Atlantic	12	9:23.101	25.246	14.972	76.71	44.806	5
5	4	C	John de RITTER	Delta T79	12	9:32.563	34.708	9.462	75.44	45.645	10
6	40	E	John STAPLETON	Leystone JH002 Formula Vee	12	9:35.083	37.228	2.520	75.11	47.011	9

NOT CLASSIFIED

DNF	19	B	Innes HICKMAN	Van Diemen RF89	6	5:05.524	6 laps	6 laps	70.69	47.211	3
-----	----	---	---------------	-----------------	---	----------	--------	--------	-------	--------	---

FASTEST LAP

32	A	Chris MABEY	Jedi Mk6	12	42.683	84.34 mph	135.73 kph
23	E	Chris KITE	Dallara 393	2	43.489	82.77 mph	133.21 kph
44	C	Steve GARDINER	Reynard SF80	5	44.544	80.81 mph	130.06 kph
19	B	Innes HICKMAN	Van Diemen RF89	3	47.211	76.25 mph	122.71 kph

Weather / Track : Sunny / Dry

These results are provisional until the conclusion of any judicial and technical matters.

Lydden Hill

Circuit Length = 1.0000 miles

Start: 14:57 End: 15:07

Clerk of Course :

Timekeeper :

SEMSEC Open Single Seater Championship & Senlac Novice Cup
RACE 3 - LAP CHART

Lap 1			Lap 2			Lap 3			Lap 4			Lap 5		
No	Behind	Laptime	No	Behind	Laptime	No	Behind	Laptime	No	Behind	Laptime	No	Behind	Laptime
23		49.847	23		43.489	23		44.063	23		43.889	23		43.834
44	1.017	50.864	44	2.724	45.196	44	3.449	44.788	44	4.455	44.895	44	5.165	44.544
32	3.324	53.171	32	4.180	44.345	32	3.917	43.800	32	4.922	44.894	32	5.676	44.588
40	4.178	54.025	40	8.171	47.482	40	11.752	47.644	40	15.297	47.434	50	18.365	44.806
19	7.118	56.965	19	11.231	47.602	19	14.379	47.211	50	17.393	46.673	40	19.110	47.647
4	7.637	57.484	4	11.735	47.587	50	14.609	46.648	19	18.275	47.785	19	22.791	48.350
50	8.174	58.021	50	12.024	47.339	4	15.436	47.764	4	18.721	47.174	4	23.198	48.311

Weather / Track : Sunny / Dry

Lydden Hill
 Circuit Length = 1.0000 miles
 Start: 14:57 End: 15:07

**SEMSEC Open Single Seater Championship & Senlac Novice Cup
RACE 3 - LAP CHART**

Lap 6			Lap 7			Lap 8			Lap 9			Lap 10		
No	Behind	Laptime	No	Behind	Laptime	No	Behind	Laptime	No	Behind	Laptime	No	Behind	Laptime
23		44.248	23		44.315	23		44.934	23		44.870	23		44.220
32	6.507	45.079	32	6.428	44.236	32	6.057	44.563	32	5.246	44.059	32	5.001	43.975
44	6.749	45.832	44	8.028	45.594	44	8.243	45.149	44	8.711	45.338	44	9.368	44.877
50	19.561	45.444	50	20.932	45.686	50	22.971	46.973	50	23.509	45.408	50	25.133	45.844
40	22.178	47.316	40	24.969	47.106	40	27.379	47.344	40	29.520	47.011	40	32.549	47.249
4	26.335	47.385	4	28.942	46.922	4	30.523	46.515	4	31.883	46.230	4	33.308	45.645
19	36.154	57.611												

Weather / Track : Sunny / Dry

Lydden Hill
Circuit Length = 1.0000 miles
Start: 14:57 End: 15:07


**SEMSEC Open Single Seater Championship & Senlac Novice Cup
RACE 3 - LAP CHART**

Lap 11			Lap 12		
No	Behind	Laptime	No	Behind	Laptime
23		44.166	23		45.980
32	4.461	43.626	32	1.164	42.683
44	10.873	45.671	44	10.274	45.381
50	26.227	45.260	50	25.246	44.999
4	34.791	45.649	4	34.708	45.897
40	35.814	47.431	40	37.228	47.394

Weather / Track : Sunny / Dry

Lydden Hill
Circuit Length = 1.0000 miles
Start: 14:57 End: 15:07

**SEMSEC Open Single Seater Championship & Senlac Novice Cup
RACE 6 - GRID**

ROW 3	4 John de RITTER	40 John STAPLETON
ROW 2	44 Steve GARDINER	50 Terry CATON
ROW 1	23 Chris KITE	32 Chris MABEY
Pole		
		

Lydden Hill
Circuit Length = 1.0000 miles

These results are provisional until the conclusion of any judicial and technical matters.

Clerk of Course :		Timekeeper :
-------------------	--	--------------

SEMSEC Open Single Seater Championship & Senlac Novice Cup

RACE 6 - CLASSIFICATION

POS	NO	CL	NAME	ENTRY	LAPS	TIME	GAP	DIFF	MPH	BEST	ON
1	23	E	Chris KITE	Dallara 393	15	11:03.417			81.39	42.969	7
2	32	A	Chris MABEY	Jedi Mk6	15	11:17.872	14.455	14.455	79.65	43.229	5
3	44	C	Steve GARDINER	Reynard SF80	15	11:26.701	23.284	8.829	78.63	44.988	8
4	40	E	John STAPLETON	Leystone JH002 Formula Vee	14	11:06.691	1 lap	1 lap	75.59	46.745	12
5	4	C	John de RITTER	Delta T79	14	11:18.554	1 lap	11.863	74.27	45.113	12
NOT CLASSIFIED											
DNF	50	E	Terry CATON	March 73B Atlantic	1	51.454	14 laps	13 laps	69.96		
FASTEST LAP											
23	E	Chris KITE	Dallara 393		7	42.969		83.77 mph		134.82 kph	
32	A	Chris MABEY	Jedi Mk6		5	43.229		83.27 mph		134.01 kph	
44	C	Steve GARDINER	Reynard SF80		8	44.988		80.01 mph		128.77 kph	

Weather / Track : Sunny / Dry
 These results are provisional until the conclusion of any judicial and technical matters.

Lydden Hill
 Circuit Length = 1.0000 miles
 Start: 15:55 End: 16:06

Clerk of Course :		Timekeeper :
-------------------	--	--------------

SEMSEC Open Single Seater Championship & Senlac Novice Cup
RACE 6 - LAP CHART

Lap 1			Lap 2			Lap 3			Lap 4			Lap 5		
No	Behind	Laptime	No	Behind	Laptime	No	Behind	Laptime	No	Behind	Laptime	No	Behind	Laptime
32		49.029	32		43.606	32		44.988	32		46.050	32		43.229
23	0.788	49.817	23	0.530	43.348	23	0.392	44.850	23	0.480	46.138	23	0.236	42.985
44	1.770	50.799	44	3.514	45.350	44	3.955	45.429	44	3.388	45.483	44	5.602	45.443
50	2.425	51.454	40	8.708	47.442	40	11.248	47.528	40	12.383	47.185	40	16.599	47.445
40	4.872	53.901	4	30.103	48.841	4	33.626	48.511	4	35.346	47.770	4	38.684	46.567
4	24.868	1:13.897												

Weather / Track : Sunny / Dry

Lydden Hill
 Circuit Length = 1.0000 miles
 Start: 15:55 End: 16:06

SEMSEC Open Single Seater Championship & Senlac Novice Cup
RACE 6 - LAP CHART

Lap 6			Lap 7			Lap 8			Lap 9			Lap 10		
No	Behind	Laptime	No	Behind	Laptime	No	Behind	Laptime	No	Behind	Laptime	No	Behind	Laptime
23		43.418	23		42.969	23		43.169	23		43.256	23		43.611
32	1.178	44.832	32	2.136	43.927	4	1 LAP	46.198	32	4.347	44.441	32	6.805	46.069
44	7.144	45.196	44	9.586	45.411	32	3.162	44.195	4	1 LAP	46.760	4	1 LAP	46.306
40	20.110	47.165	40	24.110	46.969	44	11.405	44.988	44	13.374	45.225	44	15.156	45.393
4	41.195	46.165				40	27.977	47.036	40	31.691	46.970	40	34.847	46.767

Weather / Track : Sunny / Dry

Lydden Hill
 Circuit Length = 1.0000 miles
 Start: 15:55 End: 16:06

SEMSEC Open Single Seater Championship & Senlac Novice Cup
RACE 6 - LAP CHART

Lap 11			Lap 12			Lap 13			Lap 14			Lap 15		
No	Behind	Laptime	No	Behind	Laptime	No	Behind	Laptime	No	Behind	Laptime	No	Behind	Laptime
23		43.727	23		43.622	23		43.663	23		44.727	23		44.117
32	8.901	45.823	32	10.062	44.783	32	11.713	45.314	40	1 LAP	47.395	40	1 LAP	46.909
4	1 LAP	46.132	4	1 LAP	45.559	4	1 LAP	45.113	32	12.432	45.446	32	14.455	46.140
44	16.739	45.310	44	18.345	45.228	44	20.211	45.529	4	1 LAP	45.196	4	1 LAP	45.539
40	38.354	47.234	40	41.477	46.745				44	21.021	45.537	44	23.284	46.380

Weather / Track : Sunny / Dry

Lydden Hill
 Circuit Length = 1.0000 miles
 Start: 15:55 End: 16:06

Meridan 14/16 Challenge

QUALIFYING - RACE 7 - CLASSIFICATION

POS	NO	CL	NAME	ENTRY	TIME	ON	LAPS	GAP	DIFF	MPH
1	20	A	Ken WELCH	Rover Mini Cooper	47.353	10	13			76.02
2	25	A	Stephen KING	Rover Mini	47.523	4	5	0.170	0.170	75.75
3	22	A	Tristram BARDEN	Rover Mini	51.400	8	14	4.047	3.877	70.03
4	39	B	William HORNSEY	Peugeot 106 Rallye	51.695	12	14	4.342	0.295	69.63
5	4	A	Jonathan NICHOLLS	Ford Fiesta	55.366	12	13	8.013	3.671	65.02

Weather / Track : Sunny / Dry

These results are provisional until the conclusion of any judicial and technical matters.

Lydden Hill

Circuit Length = 1.0000 miles

Start: 13:50 End: 14:03

Clerk of Course :

Timekeeper :

Meridan 14/16 Challenge

QUALIFYING - RACE 7 - LAP ANALYSIS

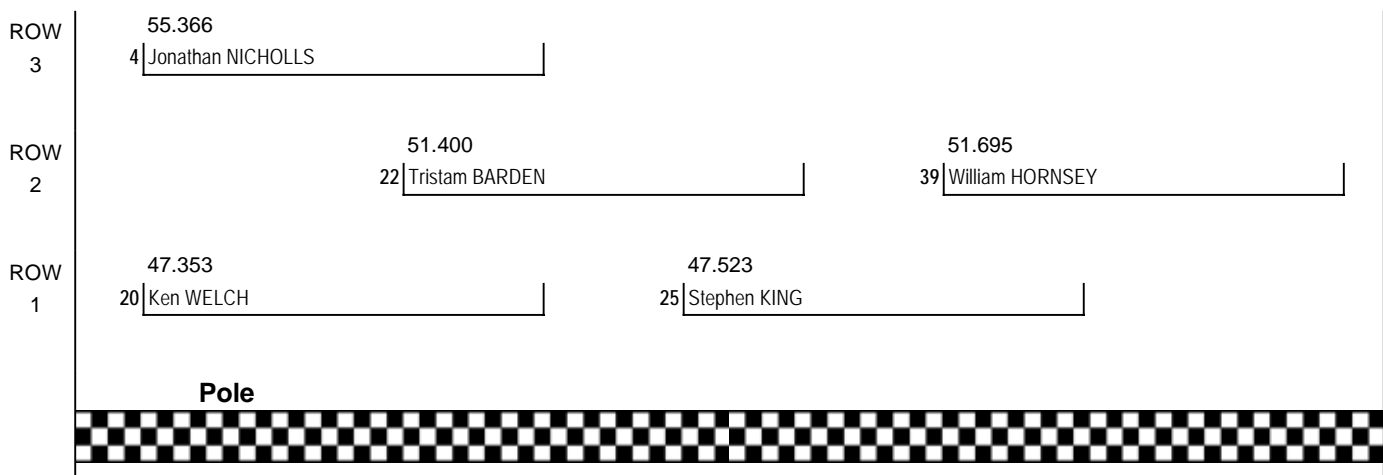
4	Jonathan NICHOLLS		A Ford Fiesta				
1 -	1:03.681	+ 8.315	13:51:41.627	8 -	56.276	+ 0.910	13:58:16.741
2 -	56.629	+ 1.263	13:52:38.256	9 -	55.759	+ 0.393	13:59:12.500
3 -	56.213	+ 0.847	13:53:34.469	10 -	55.716	+ 0.350	14:00:08.216
4 -	57.910	+ 2.544	13:54:32.379	11 -	55.415	+ 0.049	14:01:03.631
5 -	56.108	+ 0.742	13:55:28.487	12 -	55.366		14:01:58.997
6 -	56.114	+ 0.748	13:56:24.601	13 -	55.633	+ 0.267	14:02:54.630
7 -	55.864	+ 0.498	13:57:20.465				
20	Ken WELCH		A Rover Mini Cooper				
1 -	1:04.400	+ 17.047	13:51:47.800	8 -	47.797	+ 0.444	13:58:59.594
2 -	2:22.034	+ 1:34.681	13:54:09.834	9 -	47.710	+ 0.357	13:59:47.304
3 -	49.880	+ 2.527	13:54:59.714	10 -	47.353		14:00:34.657
4 -	48.870	+ 1.517	13:55:48.584	11 -	47.591	+ 0.238	14:01:22.248
5 -	47.971	+ 0.618	13:56:36.555	12 -	47.723	+ 0.370	14:02:09.971
6 -	47.621	+ 0.268	13:57:24.176	13 -	47.520	+ 0.167	14:02:57.491
7 -	47.621	+ 0.268	13:58:11.797				
22	Tristram BARDEN		A Rover Mini				
1 -	1:05.138	+ 13.738	13:51:46.178	8 -	51.400		13:57:56.084
2 -	55.987	+ 4.587	13:52:42.165	9 -	51.481	+ 0.081	13:58:47.565
3 -	53.356	+ 1.956	13:53:35.521	10 -	51.769	+ 0.369	13:59:39.334
4 -	53.304	+ 1.904	13:54:28.825	11 -	52.069	+ 0.669	14:00:31.403
5 -	51.773	+ 0.373	13:55:20.598	12 -	52.583	+ 1.183	14:01:23.986
6 -	51.628	+ 0.228	13:56:12.226	13 -	51.714	+ 0.314	14:02:15.700
7 -	52.458	+ 1.058	13:57:04.684	14 -	53.384	+ 1.984	14:03:09.084
25	Stephen KING		A Rover Mini				
1 -	54.604	+ 7.081	13:51:28.341	4 -	47.523		13:53:52.825
2 -	49.385	+ 1.862	13:52:17.726	5 -	47.602	+ 0.079	13:54:40.427
3 -	47.576	+ 0.053	13:53:05.302				
39	William HORNSEY		B Peugeot 106 Rallye				
1 -	55.202	+ 3.507	13:51:25.899	8 -	52.778	+ 1.083	13:57:38.903
2 -	53.838	+ 2.143	13:52:19.737	9 -	51.978	+ 0.283	13:58:30.881
3 -	52.827	+ 1.132	13:53:12.564	10 -	52.276	+ 0.581	13:59:23.157
4 -	52.845	+ 1.150	13:54:05.409	11 -	51.944	+ 0.249	14:00:15.101
5 -	52.691	+ 0.996	13:54:58.100	12 -	51.695		14:01:06.796
6 -	54.703	+ 3.008	13:55:52.803	13 -	52.196	+ 0.501	14:01:58.992
7 -	53.322	+ 1.627	13:56:46.125	14 -	52.115	+ 0.420	14:02:51.107

Weather / Track : Sunny / Dry

Lydden Hill
Circuit Length = 1.0000 miles
Start: 13:50 End: 14:03

Meridan 14/16 Challenge

RACE 7 - GRID



Lydden Hill
Circuit Length = 1.0000 miles

These results are provisional until the conclusion of any judicial and technical matters.

Clerk of Course :		Timekeeper :
-------------------	--	--------------

Meridan 14/16 Challenge

RACE 7 - CLASSIFICATION

POS	NO	CL	NAME	ENTRY	LAPS	TIME	GAP	DIFF	MPH	BEST	ON
1	20	A	Ken WELCH	Rover Mini Cooper	15	12:03.522			74.63	47.215	8
2	25	A	Stephen KING	Rover Mini	15	12:07.303	3.781	3.781	74.24	47.662	3
3	22	A	Tristram BARDEN	Rover Mini	15	12:45.907	42.385	38.604	70.50	50.010	3
4	39	B	William HORNSEY	Peugeot 106 Rallye	14	12:16.601	1 lap	1 lap	68.42	51.803	8
5	4	A	Jonathan NICHOLLS	Ford Fiesta	14	12:48.170	1 lap	31.569	65.60	53.662	2

FASTEST LAP

20	A	Ken WELCH	Rover Mini Cooper	8	47.215	76.24 mph	122.70 kph
39	B	William HORNSEY	Peugeot 106 Rallye	8	51.803	69.49 mph	111.83 kph

Weather / Track : Sunny / Dry
 These results are provisional until the conclusion of any judicial and technical matters.

Lydden Hill
 Circuit Length = 1.0000 miles
 Start: 16:19 End: 16:32

Clerk of Course :		Timekeeper :	
-------------------	--	--------------	--

Meridan 14/16 Challenge
RACE 7 - LAP CHART

Lap 1			Lap 2			Lap 3			Lap 4			Lap 5		
No	Behind	Laptime	No	Behind	Laptime	No	Behind	Laptime	No	Behind	Laptime	No	Behind	Laptime
25		53.868	25		48.302	25		47.662	20		47.309	20		47.375
20	0.420	54.288	20	0.251	48.133	20	0.328	47.739	25	0.425	48.062	25	0.799	47.749
39	4.204	58.072	22	7.382	51.243	22	9.730	50.010	22	12.677	50.584	22	15.924	50.622
22	4.441	58.309	39	8.069	52.167	39	12.730	52.323	39	17.727	52.634	39	22.803	52.451
4	7.104	1:00.972	4	12.464	53.662	4	18.821	54.019	4	24.944	53.760	4	31.521	53.952

Weather / Track : Sunny / Dry

Lydden Hill
 Circuit Length = 1.0000 miles
 Start: 16:19 End: 16:32

Meridan 14/16 Challenge
RACE 7 - LAP CHART

Lap 6			Lap 7			Lap 8			Lap 9			Lap 10		
No	Behind	Laptime	No	Behind	Laptime	No	Behind	Laptime	No	Behind	Laptime	No	Behind	Laptime
20		47.450	20		47.974	20		47.215	20		47.802	20		47.698
25	1.166	47.817	25	1.055	47.863	25	1.766	47.926	25	2.162	48.198	25	2.482	48.018
22	19.022	50.548	22	21.420	50.372	22	24.995	50.790	4	1 LAP	55.789	4	1 LAP	54.394
39	27.705	52.352	39	31.558	51.827	39	36.146	51.803	22	27.647	50.454	22	30.426	50.477
4	37.883	53.812	4	44.066	54.157				39	40.270	51.926	39	44.846	52.274

Weather / Track : Sunny / Dry

Lydden Hill
 Circuit Length = 1.0000 miles
 Start: 16:19 End: 16:32

Meridan 14/16 Challenge
RACE 7 - LAP CHART

Lap 11			Lap 12			Lap 13			Lap 14			Lap 15		
No	Behind	Laptime	No	Behind	Laptime	No	Behind	Laptime	No	Behind	Laptime	No	Behind	Laptime
20		47.524	20		47.577	20		47.843	20		47.687	20		49.908
25	2.858	47.900	39	1 LAP	52.003	25	3.969	48.447	25	4.700	48.418	25	3.781	48.989
4	1 LAP	54.248	25	3.365	48.084	39	1 LAP	52.445	39	1 LAP	52.313	39	1 LAP	52.011
22	33.384	50.482	4	1 LAP	54.851	4	1 LAP	54.565	4	1 LAP	54.443	22	42.385	50.904
			22	36.092	50.285	22	38.866	50.617	22	41.389	50.210	4	1 LAP	55.546

Weather / Track : Sunny / Dry

Lydden Hill
 Circuit Length = 1.0000 miles
 Start: 16:19 End: 16:32

South East Challenge

QUALIFYING - RACE 8 - CLASSIFICATION

POS	NO	CL	NAME	ENTRY	TIME	ON	LAPS	GAP	DIFF	MPH
1	20	A	Mark BURTON	Jade Trackstar	39.560	3	3			90.99
2	58	B	Charles HARVEY-KELLY	Radical SR4	42.100	7	7	2.540	2.540	85.50
3	11	B	John POWIS	Radical PR6	43.072	7	7	3.512	0.972	83.57
4	31	C	Paul GIBB	Caterham 7 HPC	45.285	4	7	5.725	2.213	79.49

Weather / Track : Sunny / Dry

These results are provisional until the conclusion of any judicial and technical matters.

Lydden Hill

Circuit Length = 1.0000 miles

Start: 14:05 End: 14:16

Clerk of Course :

Timekeeper :

South East Challenge


QUALIFYING - RACE 8 - LAP ANALYSIS

11	John POWIS			B Radical PR6			
1 -	50.050	+ 6.978	14:06:31.710	5 -	43.370	+ 0.298	14:09:29.215
2 -	45.576	+ 2.504	14:07:17.286	6 -	43.714	+ 0.642	14:10:12.929
3 -	44.802	+ 1.730	14:08:02.088	7 -	43.072		14:10:56.001
4 -	43.757	+ 0.685	14:08:45.845				
20	Mark BURTON			A Jade Trackstar			
1 -	47.632	+ 8.072	14:06:21.613	3 -	39.560		14:07:44.419
2 -	43.246	+ 3.686	14:07:04.859				
31	Paul GIBB			C Caterham 7 HPC			
1 -	49.784	+ 4.499	14:06:31.113	5 -	45.469	+ 0.184	14:09:34.460
2 -	45.849	+ 0.564	14:07:16.962	6 -	46.655	+ 1.370	14:10:21.115
3 -	46.744	+ 1.459	14:08:03.706	7 -	45.412	+ 0.127	14:11:06.527
4 -	45.285		14:08:48.991				
58	Charles HARVEY-KELLY			B Radical SR4			
1 -	52.735	+ 10.635	14:06:34.531	5 -	1:05.027	+ 22.927	14:09:48.658
2 -	43.446	+ 1.346	14:07:17.977	6 -	46.915	+ 4.815	14:10:35.573
3 -	43.020	+ 0.920	14:08:00.997	7 -	42.100		14:11:17.673
4 -	42.634	+ 0.534	14:08:43.631				

Weather / Track : Sunny / Dry

Lydden Hill
 Circuit Length = 1.0000 miles
 Start: 14:05 End: 14:16

South East Challenge
RACE 8 - GRID

ROW 2	43.072 11 John POWIS	45.285 31 Paul GIBB
ROW 1	39.560 20 Mark BURTON	42.100 58 Charles HARVEY-KELLY
Pole		
		

Lydden Hill
Circuit Length = 1.0000 miles

These results are provisional until the conclusion of any judicial and technical matters.

Clerk of Course :		Timekeeper :
-------------------	--	--------------

South East Challenge

RACE 8 - CLASSIFICATION

POS	NO	CL	NAME	ENTRY	LAPS	TIME	GAP	DIFF	MPH	BEST	ON
1	20	A	Mark BURTON	Jade Trackstar	15	10:14.490			87.87	39.499	5
2	58	B	Charles HARVEY-KELLY	Radical SR4	15	10:47.424	32.934	32.934	83.40	42.405	3
3	11	B	John POWIS	Radical PR6	15	10:52.916	38.426	5.492	82.70	42.323	10
4	31	C	Paul GIBB	Caterham 7 HPC	14	10:45.055	1 lap	1 lap	78.13	45.265	9

FASTEST LAP											
20	A	Mark BURTON	Jade Trackstar	5	39.499	91.13 mph	146.67 kph				
11	B	John POWIS	Radical PR6	10	42.323	85.05 mph	136.88 kph				
31	C	Paul GIBB	Caterham 7 HPC	9	45.265	79.52 mph	127.99 kph				

Weather / Track : Sunny / Dry

These results are provisional until the conclusion of any judicial and technical matters.

Lydden Hill

Circuit Length = 1.0000 miles

Start: 16:39 End: 16:49

Clerk of Course :		Timekeeper :
-------------------	--	--------------

South East Challenge
RACE 8 - LAP CHART

Lap 1			Lap 2			Lap 3			Lap 4			Lap 5		
No	Behind	Laptime	No	Behind	Laptime	No	Behind	Laptime	No	Behind	Laptime	No	Behind	Laptime
20		46.733	20		41.036	20		40.886	20		40.027	20		39.499
58	1.396	48.129	58	3.300	42.940	58	4.819	42.405	58	7.278	42.486	58	10.716	42.937
31	5.393	52.126	11	9.159	44.517	11	11.467	43.194	11	14.717	43.277	11	18.434	43.216
11	5.678	52.411	31	10.346	45.989	31	14.765	45.305	31	20.553	45.815	31	26.881	45.827

Weather / Track : Sunny / Dry

Lydden Hill
 Circuit Length = 1.0000 miles
 Start: 16:39 End: 16:49

South East Challenge
RACE 8 - LAP CHART

Lap 6			Lap 7			Lap 8			Lap 9			Lap 10		
No	Behind	Laptime	No	Behind	Laptime	No	Behind	Laptime	No	Behind	Laptime	No	Behind	Laptime
20		39.729	20		40.353	20		39.763	20		42.642	20		41.616
58	13.554	42.567	58	16.237	43.036	58	19.435	42.961	31	1 LAP	46.144	31	1 LAP	45.265
11	21.432	42.727	11	24.027	42.948	11	27.195	42.931	58	20.166	43.373	58	21.406	42.856
31	32.980	45.828	31	38.230	45.603				11	27.388	42.835	11	28.095	42.323

Weather / Track : Sunny / Dry

Lydden Hill
 Circuit Length = 1.0000 miles
 Start: 16:39 End: 16:49

South East Challenge
RACE 8 - LAP CHART

Lap 11			Lap 12			Lap 13			Lap 14			Lap 15		
No	Behind	Laptime	No	Behind	Laptime	No	Behind	Laptime	No	Behind	Laptime	No	Behind	Laptime
20		41.068	20		40.533	20		40.314	20		40.180	20		40.111
31	1 LAP	45.475	31	1 LAP	45.298	31	1 LAP	45.469	31	1 LAP	45.545	31	1 LAP	45.366
58	23.170	42.832	58	25.366	42.729	58	27.641	42.589	58	30.080	42.619	58	32.934	42.965
11	29.376	42.349	11	31.412	42.569	11	33.583	42.485	11	35.765	42.362	11	38.426	42.772

Weather / Track : Sunny / Dry

Lydden Hill
 Circuit Length = 1.0000 miles
 Start: 16:39 End: 16:49