



SEMSEC

**Lydden Race Meeting
Lydden Hill Circuit**

9th July 2011

Results Provided by Timing Solutions Ltd
www.tsl-timing.com

South East Challenge & Invicta Kit Car Challenge

QUALIFYING - RACE 1 - CLASSIFICATION

POS	NO	CL	NAME	ENTRY	TIME	ON	LAPS	GAP	DIFF	MPH
1	20	A	Mark BURTON	Jade Trackstar	40.005	3	4			89.98
2	58	B	Charles HARVEY-KELLY	Radical SR4	42.385	3	6	2.380	2.380	84.93
3	38	C	Mark BISHOP	Caterham Seven	42.923	7	8	2.918	0.538	83.86
4	31	C	Paul GIBB	Caterham 7 HPC	43.869	7	11	3.864	0.946	82.06
5	69	C	Merrick LINNETT	Caterham R500	43.968	9	10	3.963	0.099	81.87
6	63	C	Paul CALLER	Caterham CSR	43.992	6	7	3.987	0.024	81.83
7	19	C	Bruce WILSON	Caterham CSR Superlight	44.277	10	11	4.272	0.285	81.30
8	40	C	Jonathan GIBBS	Caterham C400	44.379	6	12	4.374	0.102	81.11
9	53	C	Clive GIBBS	Westfield SE1	44.744	5	6	4.739	0.365	80.45

Weather / Track : Cloudy / Dry
 These results are provisional until the conclusion of any judicial and technical matters.

Lydden Hill
 Circuit Length = 1.0000 miles
 Start: 13:05 End: 13:17

Clerk of Course :		Timekeeper :
-------------------	--	--------------

South East Challenge & Invicta Kit Car Challenge

QUALIFYING - RACE 1 - LAP ANALYSIS


19	Bruce WILSON		C Caterham CSR Superlight				
1 -	50.604	+ 6.327	13:08:08.581	7 -	44.849	+ 0.572	13:12:45.711
2 -	47.981	+ 3.704	13:08:56.562	8 -	44.567	+ 0.290	13:13:30.278
3 -	46.398	+ 2.121	13:09:42.960	9 -	45.151	+ 0.874	13:14:15.429
4 -	46.667	+ 2.390	13:10:29.627	10 -	44.277		13:14:59.706
5 -	46.322	+ 2.045	13:11:15.949	11 -	44.357	+ 0.080	13:15:44.063
6 -	44.913	+ 0.636	13:12:00.862				
20	Mark BURTON		A Jade Trackstar				
1 -	47.302	+ 7.297	13:06:43.511	3 -	40.005		13:08:04.834
2 -	41.318	+ 1.313	13:07:24.829	4 -	41.335	+ 1.330	13:08:46.169
31	Paul GIBB		C Caterham 7 HPC				
1 -	47.951	+ 4.082	13:07:01.194	7 -	43.869		13:11:27.344
2 -	44.791	+ 0.922	13:07:45.985	8 -	44.059	+ 0.190	13:12:11.403
3 -	44.611	+ 0.742	13:08:30.596	9 -	44.152	+ 0.283	13:12:55.555
4 -	44.214	+ 0.345	13:09:14.810	10 -	43.975	+ 0.106	13:13:39.530
5 -	44.271	+ 0.402	13:09:59.081	11 -	44.510	+ 0.641	13:14:24.040
6 -	44.394	+ 0.525	13:10:43.475				
38	Mark BISHOP		C Caterham Seven				
1 -	55.258	+ 12.335	13:07:10.345	5 -	49.171	+ 6.248	13:10:40.178
2 -	52.259	+ 9.336	13:08:02.604	6 -	43.789	+ 0.866	13:11:23.967
3 -	55.420	+ 12.497	13:08:58.024	7 -	42.923		13:12:06.890
4 -	52.983	+ 10.060	13:09:51.007	8 -	43.464	+ 0.541	13:12:50.354
40	Jonathan GIBBS		C Caterham C400				
1 -	53.941	+ 9.562	13:06:56.125	7 -	44.424	+ 0.045	13:13:55.003
2 -	3:09.790	+ 2:25.411	13:10:05.915	8 -	44.432	+ 0.053	13:14:39.435
3 -	48.876	+ 4.497	13:10:54.791	9 -	44.646	+ 0.267	13:15:24.081
4 -	46.922	+ 2.543	13:11:41.713	10 -	44.552	+ 0.173	13:16:08.633
5 -	44.487	+ 0.108	13:12:26.200	11 -	44.761	+ 0.382	13:16:53.394
6 -	44.379		13:13:10.579	12 -	44.639	+ 0.260	13:17:38.033
53	Clive GIBBS		C Westfield SE1				
1 -	48.695	+ 3.951	13:07:00.960	4 -	44.763	+ 0.019	13:09:16.808
2 -	46.071	+ 1.327	13:07:47.031	5 -	44.744		13:10:01.552
3 -	45.014	+ 0.270	13:08:32.045	6 -	45.556	+ 0.812	13:10:47.108
58	Charles HARVEY-KELLY		B Radical SR4				
1 -	48.129	+ 5.744	13:06:46.039	4 -	42.625	+ 0.240	13:08:54.186
2 -	43.137	+ 0.752	13:07:29.176	5 -	42.747	+ 0.362	13:09:36.933
3 -	42.385		13:08:11.561	6 -	1:16.851	+ 34.466	13:10:53.784
63	Paul CALLER		C Caterham CSR				
1 -	48.112	+ 4.120	13:06:47.301	5 -	44.270	+ 0.278	13:09:44.508
2 -	44.748	+ 0.756	13:07:32.049	6 -	43.992		13:10:28.500
3 -	44.189	+ 0.197	13:08:16.238	7 -	44.087	+ 0.095	13:11:12.587
4 -	44.000	+ 0.008	13:09:00.238				
69	Merrick LINNETT		C Caterham R500				
1 -	48.083	+ 4.115	13:06:48.252	6 -	44.319	+ 0.351	13:10:30.494
2 -	44.617	+ 0.649	13:07:32.869	7 -	44.358	+ 0.390	13:11:14.852
3 -	44.363	+ 0.395	13:08:17.232	8 -	44.229	+ 0.261	13:11:59.081
4 -	44.381	+ 0.413	13:09:01.613	9 -	43.968		13:12:43.049
5 -	44.562	+ 0.594	13:09:46.175	10 -	44.195	+ 0.227	13:13:27.244

Weather / Track : Cloudy / Dry

Lydden Hill
Circuit Length = 1.0000 miles
Start: 13:05 End: 13:17

South East Challenge & Invicta Kit Car Challenge

RACE 1 - GRID

ROW 5	44.744 53 Clive GIBBS		
ROW 4		44.277 19 Bruce WILSON	44.379 40 Jonathan GIBBS
ROW 3	43.968 69 Merrick LINNETT		43.992 63 Paul CALLER
ROW 2		42.923 38 Mark BISHOP	43.869 31 Paul GIBB
ROW 1	40.005 20 Mark BURTON		42.385 58 Charles HARVEY-KELLY
Pole			
			

Lydden Hill
Circuit Length = 1.0000 miles

These results are provisional until the conclusion of any judicial and technical matters.

Clerk of Course :		Timekeeper :
-------------------	--	--------------

South East Challenge & Invicta Kit Car Challenge

RACE 1 - CLASSIFICATION

POS	NO	CL	NAME	ENTRY	LAPS	TIME	GAP	DIFF	MPH	BEST	ON
1	20	A	Mark BURTON	Jade Trackstar	15	10:48.397			83.27	41.208	5
2	58	B	Charles HARVEY-KELLY	Radical SR4	15	10:54.111	5.714	5.714	82.55	42.843	4
3	63	C	Paul CALLER	Caterham CSR	15	11:01.873	13.476	7.762	81.58	43.045	4
4	69	C	Merrick LINNETT	Caterham R500	15	11:10.075	21.678	8.202	80.58	43.584	13
5	31	C	Paul GIBB	Caterham 7 HPC	15	11:10.553	22.156	0.478	80.52	43.645	13
6	40	C	Jonathan GIBBS	Caterham C400	15	11:14.683	26.286	4.130	80.03	43.952	3
7	19	C	Bruce WILSON	Caterham CSR Superlight	15	11:14.886	26.489	0.203	80.01	44.183	14
8	53	C	Clive GIBBS	Westfield SE1	15	11:19.519	31.122	4.633	79.46	44.215	5
NOT CLASSIFIED											
DNF	38	C	Mark BISHOP	Caterham Seven	9	6:39.815	6 laps	6 laps	81.03	43.654	2
FASTEST LAP											
20	A	Mark BURTON	Jade Trackstar	5	41.208	87.35 mph	140.59 kph				
58	B	Charles HARVEY-KELLY	Radical SR4	4	42.843	84.02 mph	135.22 kph				
63	C	Paul CALLER	Caterham CSR	4	43.045	83.63 mph	134.59 kph				

Weather / Track : Bright / Dry
 These results are provisional until the conclusion of any judicial and technical matters.

Lydden Hill
 Circuit Length = 1.0000 miles
 Start: 14:18 End: 14:29

Clerk of Course :	Timekeeper :
-------------------	--------------

South East Challenge & Invicta Kit Car Challenge

RACE 1 - LAP CHART

Lap 1			Lap 2			Lap 3			Lap 4			Lap 5		
No	Behind	Laptime	No	Behind	Laptime	No	Behind	Laptime	No	Behind	Laptime	No	Behind	Laptime
20		45.365	20		43.162	20		43.616	20		41.889	20		41.208
58	1.522	46.887	58	1.541	43.181	58	0.962	43.037	58	1.916	42.843	58	3.664	42.956
38	2.240	47.605	38	2.732	43.654	38	3.132	44.016	38	4.934	43.691	38	7.543	43.817
19	4.213	49.578	63	5.607	44.292	63	5.467	43.476	63	6.623	43.045	63	8.657	43.242
63	4.477	49.842	19	6.352	45.301	19	7.043	44.307	19	9.509	44.355	19	13.076	44.775
69	4.972	50.337	69	6.755	44.945	69	7.400	44.261	69	9.798	44.287	69	13.597	45.007
31	5.824	51.189	31	7.061	44.399	31	7.820	44.375	31	10.215	44.284	31	13.916	44.909
40	6.053	51.418	40	7.918	45.027	40	8.254	43.952	40	10.614	44.249	40	14.221	44.815
53	6.445	51.810	53	8.446	45.163	53	9.236	44.406	53	11.666	44.319	53	14.673	44.215

Weather / Track : Bright / Dry

Lydden Hill
 Circuit Length = 1.0000 miles
 Start: 14:18 End: 14:29

South East Challenge & Invicta Kit Car Challenge

RACE 1 - LAP CHART

Lap 6			Lap 7			Lap 8			Lap 9			Lap 10		
No	Behind	Laptime	No	Behind	Laptime	No	Behind	Laptime	No	Behind	Laptime	No	Behind	Laptime
20		41.965	20		42.489	20		42.432	20		42.874	20		43.772
58	4.643	42.944	58	5.581	43.427	58	6.221	43.072	58	6.624	43.277	58	6.417	43.565
38	9.234	43.656	38	10.738	43.993	63	12.486	43.641	63	12.971	43.359	63	13.115	43.916
63	10.169	43.477	63	11.277	43.597	38	13.245	44.939	38	14.815	44.444	69	22.264	44.569
19	15.452	44.341	19	17.487	44.524	19	19.545	44.490	19	21.239	44.568	31	22.460	44.540
69	15.747	44.115	69	17.690	44.432	69	19.761	44.503	69	21.467	44.580	19	22.986	45.519
31	16.152	44.201	31	17.961	44.298	31	19.981	44.452	31	21.692	44.585	40	23.327	45.160
40	16.818	44.562	40	18.522	44.193	40	20.655	44.565	40	21.939	44.158	53	23.663	44.352
53	17.355	44.647	53	19.086	44.220	53	21.407	44.753	53	23.083	44.550			

Weather / Track : Bright / Dry

Lydden Hill
 Circuit Length = 1.0000 miles
 Start: 14:18 End: 14:29

South East Challenge & Invicta Kit Car Challenge

RACE 1 - LAP CHART

Lap 11			Lap 12			Lap 13			Lap 14			Lap 15		
No	Behind	Laptime	No	Behind	Laptime	No	Behind	Laptime	No	Behind	Laptime	No	Behind	Laptime
20		42.857	20		43.619	20		43.845	20		44.288	20		45.016
58	7.255	43.695	58	7.642	44.006	58	7.520	43.723	58	6.991	43.759	58	5.714	43.739
63	13.906	43.648	63	14.269	43.982	63	14.601	44.177	63	14.357	44.044	63	13.476	44.135
69	23.309	43.902	69	23.488	43.798	69	23.227	43.584	69	22.889	43.950	69	21.678	43.805
31	23.647	44.044	31	24.009	43.981	31	23.809	43.645	31	23.257	43.736	31	22.156	43.915
40	25.071	44.601	40	25.602	44.150	40	26.453	44.696	40	26.446	44.281	40	26.286	44.856
19	25.368	45.239	19	26.407	44.658	19	26.907	44.345	19	26.802	44.183	19	26.489	44.703
53	25.840	45.034	53	26.817	44.596	53	27.926	44.954	53	28.703	45.065	53	31.122	47.435

Weather / Track : Bright / Dry

Lydden Hill
 Circuit Length = 1.0000 miles
 Start: 14:18 End: 14:29

SEMSEC Saloon & Sports Car Championship

QUALIFYING - RACE 2 - CLASSIFICATION

POS	NO	CL	NAME	ENTRY	TIME	ON	LAPS	GAP	DIFF	MPH
1	26	2	Bill RICHARDS	Rover Mini Clubman	45.899	5	12			78.43
2	96	3	Nigel CRAIG	Subaru Impreza Turbo 4WD	46.504	4	4	0.605	0.605	77.41
3	52	1	Chris WATKINSON	Rover Mini	47.785	5	15	1.886	1.281	75.33
4	13	4	Mary GRINHAM	Rover/Maguire Mini	48.507	12	14	2.608	0.722	74.21
5	31	1	Thomas CAREY	Charrington Imp California	50.360	8	8	4.461	1.853	71.48
6	7	2	Peter OSBORNE	Renault Clio 16v	50.383	13	13	4.484	0.023	71.45
7	2	2	Barrie COPE	Ford Fiesta XR2	50.455	5	8	4.556	0.072	71.34
8	22	1	Tristam BARDEN	Rover Mini	50.563	3	11	4.664	0.108	71.19
9	14	4	Stephen HARRINGTON	Honda S2000	50.628	11	14	4.729	0.065	71.10
10	8	2	Nigel BAKER	Alfa Romeo 33	51.341	8	8	5.442	0.713	70.11
11	48	3	Christopher GOULD	Mitsubishi Lancer Evo4	51.741	12	12	5.842	0.400	69.57

Car No 8 needs a working transponder - Q.12.2.1.

Weather / Track : Cloudy / Dry

These results are provisional until the conclusion of any judicial and technical matters.

Lydden Hill

Circuit Length = 1.0000 miles

Start: 12:50 End: 13:03

Clerk of Course :		Timekeeper :
-------------------	--	--------------

SEMSEC Saloon & Sports Car Championship

QUALIFYING - RACE 2 - LAP ANALYSIS

2	Barrie COPE			2 Ford Fiesta XR2		
1 -	59.469	+ 9.014	12:51:34.520	5 -	50.455	12:54:57.421
2 -	50.852	+ 0.397	12:52:25.372	6 -	51.773	+ 1.318 12:55:49.194
3 -	50.763	+ 0.308	12:53:16.135	7 -	52.559	+ 2.104 12:56:41.753
4 -	50.831	+ 0.376	12:54:06.966	8 -	50.665	+ 0.210 12:57:32.418
7	Peter OSBORNE			2 Renault Clio 16v		
1 -	1:04.358	+ 13.975	12:51:35.908	8 -	50.619	+ 0.236 12:57:36.285
2 -	53.449	+ 3.066	12:52:29.357	9 -	51.721	+ 1.338 12:58:28.006
3 -	53.870	+ 3.487	12:53:23.227	10 -	50.815	+ 0.432 12:59:18.821
4 -	50.410	+ 0.027	12:54:13.637	11 -	56.753	+ 6.370 13:00:15.574
5 -	50.807	+ 0.424	12:55:04.444	12 -	1:02.326	+ 11.943 13:01:17.900
6 -	50.391	+ 0.008	12:55:54.835	13 -	50.383	13:02:08.283
7 -	50.831	+ 0.448	12:56:45.666			
8	Nigel BAKER			2 Alfa Romeo 33		
1 -	1:03.628	+ 12.287	12:51:41.631	5 -	52.792	+ 1.451 12:55:20.478
2 -	57.150	+ 5.809	12:52:38.781	6 -	52.176	+ 0.835 12:56:12.654
3 -	54.943	+ 3.602	12:53:33.724	7 -	51.373	+ 0.032 12:57:04.027
4 -	53.962	+ 2.621	12:54:27.686	8 -	51.341	12:57:55.368
13	Mary GRINHAM			4 Rover/Maguire Mini		
1 -	1:00.485	+ 11.978	12:51:37.210	8 -	48.759	+ 0.252 12:57:29.865
2 -	53.192	+ 4.685	12:52:30.402	9 -	48.622	+ 0.115 12:58:18.487
3 -	51.914	+ 3.407	12:53:22.316	10 -	49.017	+ 0.510 12:59:07.504
4 -	50.512	+ 2.005	12:54:12.828	11 -	48.737	+ 0.230 12:59:56.241
5 -	49.713	+ 1.206	12:55:02.541	12 -	48.507	13:00:44.748
6 -	48.646	+ 0.139	12:55:51.187	13 -	49.278	+ 0.771 13:01:34.026
7 -	49.919	+ 1.412	12:56:41.106	14 -	49.274	+ 0.767 13:02:23.300
14	Stephen HARRINGTON			4 Honda S2000		
1 -	1:06.876	+ 16.248	12:51:39.824	8 -	51.118	+ 0.490 12:57:56.409
2 -	57.791	+ 7.163	12:52:37.615	9 -	55.246	+ 4.618 12:58:51.655
3 -	54.730	+ 4.102	12:53:32.345	10 -	52.520	+ 1.892 12:59:44.175
4 -	53.540	+ 2.912	12:54:25.885	11 -	50.628	13:00:34.803
5 -	55.687	+ 5.059	12:55:21.572	12 -	50.628	13:01:25.431
6 -	52.381	+ 1.753	12:56:13.953	13 -	50.811	+ 0.183 13:02:16.242
7 -	51.338	+ 0.710	12:57:05.291	14 -	50.789	+ 0.161 13:03:07.031
22	Tristram BARDEN			1 Rover Mini		
1 -	57.992	+ 7.429	12:51:27.420	7 -	55.087	+ 4.524 12:56:37.842
2 -	52.476	+ 1.913	12:52:19.896	8 -	56.697	+ 6.134 12:57:34.539
3 -	50.563		12:53:10.459	9 -	52.187	+ 1.624 12:58:26.726
4 -	50.646	+ 0.083	12:54:01.105	10 -	51.225	+ 0.662 12:59:17.951
5 -	50.697	+ 0.134	12:54:51.802	11 -	51.378	+ 0.815 13:00:09.329
6 -	50.953	+ 0.390	12:55:42.755			
26	Bill RICHARDS			2 Rover Mini Clubman		
1 -	1:01.324	+ 15.425	12:51:37.785	7 -	46.161	+ 0.262 12:56:24.549
2 -	54.071	+ 8.172	12:52:31.856	8 -	45.936	+ 0.037 12:57:10.485
3 -	47.971	+ 2.072	12:53:19.827	9 -	46.429	+ 0.530 12:57:56.914
4 -	46.087	+ 0.188	12:54:05.914	10 -	1:03.631	+ 17.732 12:59:00.545
5 -	45.899		12:54:51.813	11 -	55.996	+ 10.097 12:59:56.541
6 -	46.575	+ 0.676	12:55:38.388	12 -	47.861	+ 1.962 13:00:44.402
31	Thomas CAREY			1 Charrington Imp California		
1 -	1:06.809	+ 16.449	12:51:40.585	5 -	51.323	+ 0.963 12:55:17.589
2 -	57.187	+ 6.827	12:52:37.772	6 -	50.498	+ 0.138 12:56:08.087
3 -	54.729	+ 4.369	12:53:32.501	7 -	50.438	+ 0.078 12:56:58.525
4 -	53.765	+ 3.405	12:54:26.266	8 -	50.360	12:57:48.885

Car No 8 needs a working transponder - Q.12.2.1.

Weather / Track : Cloudy / Dry

Lydden Hill
Circuit Length = 1.0000 miles
Start: 12:50 End: 13:03

SEMSEC Saloon & Sports Car Championship
QUALIFYING - RACE 2 - LAP ANALYSIS

48	Christopher GOULD		3 Mitsubishi Lancer Evo4				
1 -	1:01.099	+ 9.358	12:51:32.176	7 -	54.053	+ 2.312	12:57:02.323
2 -	56.502	+ 4.761	12:52:28.678	8 -	52.728	+ 0.987	12:57:55.051
3 -	57.555	+ 5.814	12:53:26.233	9 -	57.922	+ 6.181	12:58:52.973
4 -	53.732	+ 1.991	12:54:19.965	10 -	53.355	+ 1.614	12:59:46.328
5 -	53.814	+ 2.073	12:55:13.779	11 -	52.884	+ 1.143	13:00:39.212
6 -	54.491	+ 2.750	12:56:08.270	12 -	51.741		13:01:30.953
52	Chris WATKINSON		1 Rover Mini				
1 -	59.236	+ 11.451	12:51:40.576	9 -	48.147	+ 0.362	12:58:11.481
2 -	52.406	+ 4.621	12:52:32.982	10 -	47.898	+ 0.113	12:58:59.379
3 -	49.462	+ 1.677	12:53:22.444	11 -	47.866	+ 0.081	12:59:47.245
4 -	48.343	+ 0.558	12:54:10.787	12 -	50.153	+ 2.368	13:00:37.398
5 -	47.785		12:54:58.572	13 -	49.555	+ 1.770	13:01:26.953
6 -	48.669	+ 0.884	12:55:47.241	14 -	48.097	+ 0.312	13:02:15.050
7 -	48.226	+ 0.441	12:56:35.467	15 -	48.010	+ 0.225	13:03:03.060
8 -	47.867	+ 0.082	12:57:23.334				
96	Nigel CRAIG		3 Subaru Impreza Turbo 4WD				
1 -	56.027	+ 9.523	12:51:23.303	3 -	46.695	+ 0.191	12:53:01.791
2 -	51.793	+ 5.289	12:52:15.096	4 -	46.504		12:53:48.295


Car No 8 needs a working transponder - Q.12.2.1.

Weather / Track : Cloudy / Dry

Lydden Hill
 Circuit Length = 1.0000 miles
 Start: 12:50 End: 13:03

SEMSEC Saloon & Sports Car Championship

RACE 2 - GRID

ROW 6	51.741 48 Christopher GOULD	
ROW 5	50.628 14 Stephen HARRINGTON	51.341 8 Nigel BAKER
ROW 4	50.455 2 Barrie COPE	50.563 22 Tristram BARDEN
ROW 3	50.360 31 Thomas CAREY	50.383 7 Peter OSBORNE
ROW 2	47.785 52 Chris WATKINSON	48.507 13 Mary GRINHAM
ROW 1	45.899 26 Bill RICHARDS	46.504 96 Nigel CRAIG
Pole		
		

Lydden Hill
Circuit Length = 1.0000 miles

These results are provisional until the conclusion of any judicial and technical matters.

Clerk of Course :		Timekeeper :
-------------------	--	--------------

SEMSEC Saloon & Sports Car Championship

RACE 2 - CLASSIFICATION

POS	NO	CL	NAME	ENTRY	LAPS	TIME	GAP	DIFF	MPH	BEST	ON
1	26	2	Bill RICHARDS	Rover Mini Clubman	15	12:11.820			73.78	45.656	4
2	13	4	Mary GRINHAM	Rover/Maguire Mini	15	12:16.088	4.268	4.268	73.35	47.709	13
3	96	3	Nigel CRAIG	Subaru Impreza Turbo 4WD	15	12:17.258	5.438	1.170	73.24	46.272	4
4	52	1	Chris WATKINSON	Rover Mini	15	12:18.478	6.658	1.220	73.12	47.789	3
5	31	1	Thomas CAREY	Charrington Imp California	15	12:25.108	13.288	6.630	72.47	47.102	2
6	2	2	Barrie COPE	Ford Fiesta XR2	15	12:45.108	33.288	20.000	70.57	49.605	2
7	14	4	Stephen HARRINGTON	Honda S2000	15	12:49.795	37.975	4.687	70.14	50.370	2
8	8	2	Nigel BAKER	Alfa Romeo 33	15	12:54.006	42.186	4.211	69.76	50.374	2
9	7	2	Peter OSBORNE	Renault Clio 16v	15	12:55.839	44.019	1.833	69.60	50.407	3
10	48	3	Christopher GOULD	Mitsubishi Lancer Evo4	14	12:34.010	1 lap	1 lap	66.84	52.447	11

NOT CLASSIFIED

DNF	22	1	Tristram BARDEN	Rover Mini	7	5:59.130	8 laps	7 laps	70.16	50.097	6
-----	----	---	-----------------	------------	---	----------	--------	--------	-------	--------	---

FASTEST LAP

26	2	Bill RICHARDS	Rover Mini Clubman	4	45.656	78.84 mph	126.89 kph
96	3	Nigel CRAIG	Subaru Impreza Turbo 4WD	4	46.272	77.79 mph	125.20 kph
31	1	Thomas CAREY	Charrington Imp California	2	47.102	76.42 mph	122.99 kph
13	4	Mary GRINHAM	Rover/Maguire Mini	13	47.709	75.45 mph	121.43 kph

Weather / Track : Sunny / Dry

These results are provisional until the conclusion of any judicial and technical matters.

Lydden Hill

Circuit Length = 1.0000 miles

Start: 14:35 End: 14:48

Clerk of Course :

Timekeeper :

SEMSEC Saloon & Sports Car Championship
RACE 2 - LAP CHART

Lap 1			Lap 2			Lap 3			Lap 4			Lap 5		
No	Behind	Laptime	No	Behind	Laptime	No	Behind	Laptime	No	Behind	Laptime	No	Behind	Laptime
96		50.188	96		46.609	96		46.696	96		46.272	96		46.749
26	2.314	52.502	26	2.202	46.497	26	1.551	46.045	26	0.935	45.656	26	0.227	46.041
13	3.139	53.327	13	5.005	48.475	31	7.023	48.515	31	9.066	48.315	31	11.594	49.277
31	4.711	54.899	31	5.204	47.102	13	7.650	49.341	13	10.151	48.773	13	12.532	49.130
2	5.505	55.693	52	7.060	48.045	52	8.153	47.789	52	10.401	48.520	52	12.753	49.101
52	5.624	55.812	2	8.501	49.605	2	12.651	50.846	2	17.255	50.876	2	20.756	50.250
22	6.798	56.986	22	10.451	50.262	22	14.149	50.394	22	17.991	50.114	22	21.671	50.429
8	7.313	57.501	8	11.078	50.374	7	15.141	50.407	7	19.454	50.585	7	23.331	50.626
7	7.628	57.816	7	11.430	50.411	8	16.024	51.642	8	21.417	51.665	8	26.391	51.723
14	8.540	58.728	14	12.301	50.370	14	16.065	50.460	14	21.768	51.975	14	26.732	51.713
48	10.975	1:01.163	48	17.709	53.343	48	23.575	52.562	48	30.957	53.654	48	37.396	53.188

Weather / Track : Sunny / Dry

Lydden Hill
 Circuit Length = 1.0000 miles
 Start: 14:35 End: 14:48

SEMSEC Saloon & Sports Car Championship
RACE 2 - LAP CHART

Lap 6			Lap 7			Lap 8			Lap 9			Lap 10		
No	Behind	Laptime	No	Behind	Laptime	No	Behind	Laptime	No	Behind	Laptime	No	Behind	Laptime
26		46.950	26		47.089	26		47.493	26		50.458	26		51.004
96	0.321	47.498	96	0.308	47.076	96	0.663	47.848	96	4.153	53.948	96	5.660	52.511
31	13.473	49.056	31	15.144	48.760	48	1 LAP	54.993	48	1 LAP	53.066	48	1 LAP	53.264
13	14.602	49.247	52	15.572	47.827	31	16.394	48.743	52	14.916	48.614	52	11.824	47.912
52	14.834	49.258	13	16.478	48.965	52	16.760	48.681	31	15.487	49.551	31	12.014	47.531
2	23.680	50.101	2	27.253	50.662	13	17.222	48.237	13	15.842	49.078	13	12.954	48.116
22	24.591	50.097	22	28.350	50.848	2	30.042	50.282	2	30.097	50.513	2	29.786	50.693
7	26.753	50.599	7	30.202	50.538	7	33.460	50.751	7	36.090	53.088	7	37.825	52.739
14	30.496	50.941	14	34.026	50.619	14	37.307	50.774	14	37.557	50.708	14	37.353	50.800
8	30.986	51.772	8	35.161	51.264	8	38.252	50.584	8	38.374	50.580	8	38.460	51.090
48	42.860	52.641												

Weather / Track : Sunny / Dry

Lydden Hill
 Circuit Length = 1.0000 miles
 Start: 14:35 End: 14:48

SEMSEC Saloon & Sports Car Championship
RACE 2 - LAP CHART


Lap 11			Lap 12			Lap 13			Lap 14			Lap 15		
No	Behind	Laptime	No	Behind	Laptime	No	Behind	Laptime	No	Behind	Laptime	No	Behind	Laptime
26		51.450	26		49.780	26		50.333	26		50.001	26		50.521
96	6.169	51.959	52	6.551	47.883	52	4.268	48.050	31	2.484	48.107	13	4.268	51.538
52	8.448	48.074	31	7.063	48.105	31	4.378	47.648	52	2.871	48.604	96	5.438	46.830
31	8.738	48.174	96	7.844	51.455	13	5.380	47.709	13	3.251	47.872	52	6.658	54.308
13	9.425	47.921	13	8.004	48.359	96	11.681	54.170	96	9.129	47.449	31	13.288	1:01.325
48	1 LAP	54.832	48	1 LAP	52.447	48	1 LAP	53.080	48	1 LAP	53.206	48	1 LAP	52.571
2	28.880	50.544	2	30.264	51.164	2	31.178	51.247	2	32.746	51.569	2	33.288	51.063
14	36.278	50.375	14	37.048	50.550	14	37.583	50.868	14	37.987	50.405	14	37.975	50.509
7	36.885	50.510	7	38.105	51.000	8	40.119	51.448	8	41.190	51.072	8	42.186	51.517
8	37.841	50.831	8	39.004	50.943	7	42.867	55.095	7	43.698	50.832	7	44.019	50.842

Weather / Track : Sunny / Dry

Lydden Hill
 Circuit Length = 1.0000 miles
 Start: 14:35 End: 14:48

SEMSEC Saloon & Sports Car Championship

RACE 5 - GRID

ROW 6	22	Tristram BARDEN	
ROW 5	7	Peter OSBORNE	48
ROW 4	14	Stephen HARRINGTON	8
ROW 3	31	Thomas CAREY	2
ROW 2	96	Nigel CRAIG	52
ROW 1	26	Bill RICHARDS	13
Pole			
			

Lydden Hill
Circuit Length = 1.0000 miles

These results are provisional until the conclusion of any judicial and technical matters.

Clerk of Course :		Timekeeper :

SEMSEC Saloon & Sports Car Championship

RACE 5 - CLASSIFICATION

POS	NO	CL	NAME	ENTRY	LAPS	TIME	GAP	DIFF	MPH	BEST	ON
1	31	1	Thomas CAREY	Charrington Imp California	15	12:09.008			74.07	47.239	3
2	52	1	Chris WATKINSON	Rover Mini	15	12:09.715	0.707	0.707	73.99	47.922	7
3	13	4	Mary GRINHAM	Rover/Maguire Mini	15	12:10.538	1.530	0.823	73.91	47.563	3
4	14	4	Stephen HARRINGTON	Honda S2000	15	12:52.553	43.545	42.015	69.89	50.050	3
5	48	3	Christopher GOULD	Mitsubishi Lancer Evo4	14	12:55.542	1 lap	1 lap	64.98	53.078	5

NOT CLASSIFIED

<i>DNF</i>	8	2	Nigel BAKER	Alfa Romeo 33	13	11:28.194	2 laps	1 lap	68.00	51.120	3
<i>DNF</i>	96	3	Nigel CRAIG	Subaru Impreza Turbo 4WD	12	9:29.289	3 laps	1 lap	75.88	46.454	10
<i>DNF</i>	26	2	Bill RICHARDS	Rover Mini Clubman	12	9:29.978	3 laps	0.689	75.79	46.374	10
<i>DNF</i>	2	2	Barrie COPE	Ford Fiesta XR2	3	2:36.044	12 laps	9 laps	69.20	49.676	2
<i>DNF</i>	22	1	Tristram BARDEN	Rover Mini	2	1:53.311	13 laps	1 lap	63.54	52.807	2
<i>DNF</i>	7	2	Peter OSBORNE	Renault Clio 16v	0						

FASTEST LAP

26	2	Bill RICHARDS	Rover Mini Clubman	10	46.374	77.62 mph	124.92 kph
96	3	Nigel CRAIG	Subaru Impreza Turbo 4WD	10	46.454	77.49 mph	124.71 kph
31	1	Thomas CAREY	Charrington Imp California	3	47.239	76.20 mph	122.64 kph
13	4	Mary GRINHAM	Rover/Maguire Mini	3	47.563	75.68 mph	121.80 kph

Weather / Track : Sunny / Dry

These results are provisional until the conclusion of any judicial and technical matters.

Lydden Hill

Circuit Length = 1.0000 miles

Start: 15:30 End: 15:44

Clerk of Course :		Timekeeper :	
-------------------	--	--------------	--

SEMSEC Saloon & Sports Car Championship
RACE 5 - LAP CHART

Lap 1			Lap 2			Lap 3			Lap 4			Lap 5		
No	Behind	Laptime	No	Behind	Laptime	No	Behind	Laptime	No	Behind	Laptime	No	Behind	Laptime
96		52.053	96		47.509	96		47.039	96		47.138	96		47.204
26	0.587	52.640	26	0.277	47.199	26	0.282	47.044	26	0.340	47.196	26	0.237	47.101
52	1.571	53.624	52	2.004	47.942	31	2.341	47.239	31	2.747	47.544	31	3.056	47.513
13	1.801	53.854	31	2.141	47.831	52	3.182	48.217	52	4.346	48.302	52	5.375	48.233
31	1.819	53.872	13	3.353	49.061	13	3.877	47.563	13	4.786	48.047	13	5.746	48.164
2	3.977	56.030	2	6.144	49.676	2	9.443	50.338	14	15.688	51.097	14	18.780	50.296
8	5.268	57.321	14	8.718	50.563	14	11.729	50.050	8	18.234	51.935	8	22.844	51.814
14	5.664	57.717	8	9.356	51.597	8	13.437	51.120	48	30.613	53.979	48	36.487	53.078
22	8.451	1:00.504	22	13.749	52.807	48	23.772	55.620						
48	9.283	1:01.336	48	15.191	53.417									

Weather / Track : Sunny / Dry

Lydden Hill
 Circuit Length = 1.0000 miles
 Start: 15:30 End: 15:44

SEMSEC Saloon & Sports Car Championship
RACE 5 - LAP CHART

Lap 6			Lap 7			Lap 8			Lap 9			Lap 10		
No	Behind	Laptime	No	Behind	Laptime	No	Behind	Laptime	No	Behind	Laptime	No	Behind	Laptime
96		47.093	96		46.859	96		46.945	96		46.838	96		46.454
26	0.250	47.106	26	0.265	46.874	26	0.257	46.937	26	0.269	46.850	26	0.189	46.374
31	4.215	48.252	31	5.999	48.643	48	1 LAP	54.793	31	9.175	48.348	31	10.982	48.261
52	6.348	48.066	52	7.411	47.922	31	7.665	48.611	52	9.668	48.011	52	11.618	48.404
13	7.153	48.500	13	7.984	47.690	52	8.495	48.029	13	10.364	48.113	13	12.225	48.315
14	22.569	50.882	14	26.199	50.489	13	9.089	48.050	48	1 LAP	55.749	48	1 LAP	53.581
8	28.821	53.070	8	34.143	52.181	14	29.793	50.539	14	33.162	50.207	14	37.332	50.624
48	42.528	53.134				8	39.505	52.307	8	44.291	51.624			

Weather / Track : Sunny / Dry

Lydden Hill
 Circuit Length = 1.0000 miles
 Start: 15:30 End: 15:44

SEMSEC Saloon & Sports Car Championship
RACE 5 - LAP CHART

Lap 11			Lap 12			Lap 13			Lap 14			Lap 15		
No	Behind	Laptime	No	Behind	Laptime	No	Behind	Laptime	No	Behind	Laptime	No	Behind	Laptime
96		46.871	96		47.286	31		49.610	31		49.079	31		48.379
26	0.189	46.871	26	0.689	47.786	52	0.277	48.732	52	0.427	49.229	52	0.707	48.659
8	1 LAP	52.265	8	1 LAP	51.637	13	0.710	48.931	13	0.732	49.101	13	1.530	49.177
31	12.304	48.193	31	12.651	47.633	48	1 LAP	56.839	8	1 LAP	57.944	14	43.545	55.852
52	12.773	48.026	52	13.806	48.319	14	33.644	51.619	48	1 LAP	56.037	48	1 LAP	1:00.484
13	13.336	47.982	13	14.040	47.990				14	36.072	51.507			
48	1 LAP	53.802	48	1 LAP	53.693									
14	40.999	50.538	14	44.286	50.573									
			8	1:00.961	53.379									

Weather / Track : Sunny / Dry

Lydden Hill
 Circuit Length = 1.0000 miles
 Start: 15:30 End: 15:44

SEMSEC Sports Racing & Kit Car Championship

QUALIFYING - RACE 3 - CLASSIFICATION

POS	NO	CL	NAME	ENTRY	TIME	ON	LAPS	GAP	DIFF	MPH
1	20	8	Mark BURTON	Jade Trackstar	41.318	4	4			87.12
2	58	7	Charles HARVEY-KELLY	Radical SR4	42.213	5	6	0.895	0.895	85.27
3	63	6	Paul CALLER	Caterham CSR	43.679	12	13	2.361	1.466	82.41
4	31	6	Paul GIBB	Caterham 7 HPC	44.202	8	8	2.884	0.523	81.44
5	19	6	Bruce WILSON	Caterham CSR Superlight	44.373	8	13	3.055	0.171	81.12
6	69	5	Merrick LINNETT	Caterham R500	44.405	16	16	3.087	0.032	81.06
7	53	6	Clive GIBBS	Westfield SE1	44.796	8	8	3.478	0.391	80.36
8	38	7	Mark BISHOP	Caterham Seven	44.900	4	9	3.582	0.104	80.17
9	40	6	Jonathan GIBBS	Caterham C400	44.920	12	13	3.602	0.020	80.14
10	24	5	Alastair HEYS	Westfield Megabusa	45.153	8	15	3.835	0.233	79.72

Weather / Track : Cloudy / Dry
 These results are provisional until the conclusion of any judicial and technical matters.

Lydden Hill
 Circuit Length = 1.0000 miles
 Start: 12:35 End: 12:47

Clerk of Course :		Timekeeper :
-------------------	--	--------------

SEMSEC Sports Racing & Kit Car Championship

QUALIFYING - RACE 3 - LAP ANALYSIS

19	Bruce WILSON			6 Caterham CSR Superlight			
1 -	56.014	+ 11.641	12:36:30.995	8 -	44.373	12:41:53.919	
2 -	50.396	+ 6.023	12:37:21.391	9 -	45.057	+ 0.684	12:42:38.976
3 -	46.409	+ 2.036	12:38:07.800	10 -	45.454	+ 1.081	12:43:24.430
4 -	45.272	+ 0.899	12:38:53.072	11 -	45.100	+ 0.727	12:44:09.530
5 -	46.851	+ 2.478	12:39:39.923	12 -	45.054	+ 0.681	12:44:54.584
6 -	44.819	+ 0.446	12:40:24.742	13 -	45.147	+ 0.774	12:45:39.731
7 -	44.804	+ 0.431	12:41:09.546				
20	Mark BURTON			8 Jade Trackstar			
1 -	50.771	+ 9.453	12:37:40.533	3 -	41.513	+ 0.195	12:39:07.338
2 -	45.292	+ 3.974	12:38:25.825	4 -	41.318		12:39:48.656
24	Alastair HEYS			5 Westfield Megabusa			
1 -	1:03.182	+ 18.029	12:36:35.318	9 -	45.339	+ 0.186	12:42:52.337
2 -	49.681	+ 4.528	12:37:24.999	10 -	45.284	+ 0.131	12:43:37.621
3 -	47.134	+ 1.981	12:38:12.133	11 -	45.423	+ 0.270	12:44:23.044
4 -	50.333	+ 5.180	12:39:02.466	12 -	45.658	+ 0.505	12:45:08.702
5 -	47.054	+ 1.901	12:39:49.520	13 -	45.696	+ 0.543	12:45:54.398
6 -	46.593	+ 1.440	12:40:36.113	14 -	51.822	+ 6.669	12:46:46.220
7 -	45.732	+ 0.579	12:41:21.845	15 -	46.202	+ 1.049	12:47:32.422
8 -	45.153		12:42:06.998				
31	Paul GIBB			6 Caterham 7 HPC			
1 -	55.629	+ 11.427	12:36:18.643	5 -	44.911	+ 0.709	12:39:23.860
2 -	48.321	+ 4.119	12:37:06.964	6 -	44.698	+ 0.496	12:40:08.558
3 -	46.655	+ 2.453	12:37:53.619	7 -	44.326	+ 0.124	12:40:52.884
4 -	45.330	+ 1.128	12:38:38.949	8 -	44.202		12:41:37.086
38	Mark BISHOP			7 Caterham Seven			
1 -	52.097	+ 7.197	12:36:32.811	6 -	45.114	+ 0.214	12:40:22.151
2 -	47.164	+ 2.264	12:37:19.975	7 -	45.269	+ 0.369	12:41:07.420
3 -	46.999	+ 2.099	12:38:06.974	8 -	44.938	+ 0.038	12:41:52.358
4 -	44.900		12:38:51.874	9 -	45.330	+ 0.430	12:42:37.688
5 -	45.163	+ 0.263	12:39:37.037				
40	Jonathan GIBBS			6 Caterham C400			
1 -	58.663	+ 13.743	12:36:38.545	8 -	45.231	+ 0.311	12:42:01.981
2 -	49.107	+ 4.187	12:37:27.652	9 -	45.279	+ 0.359	12:42:47.260
3 -	46.368	+ 1.448	12:38:14.020	10 -	45.189	+ 0.269	12:43:32.449
4 -	46.293	+ 1.373	12:39:00.313	11 -	45.353	+ 0.433	12:44:17.802
5 -	45.516	+ 0.596	12:39:45.829	12 -	44.920		12:45:02.722
6 -	45.303	+ 0.383	12:40:31.132	13 -	45.374	+ 0.454	12:45:48.096
7 -	45.618	+ 0.698	12:41:16.750				
53	Clive GIBBS			6 Westfield SE1			
1 -	55.676	+ 10.880	12:36:21.583	5 -	45.781	+ 0.985	12:39:30.927
2 -	50.107	+ 5.311	12:37:11.690	6 -	47.323	+ 2.527	12:40:18.250
3 -	47.368	+ 2.572	12:37:59.058	7 -	45.437	+ 0.641	12:41:03.687
4 -	46.088	+ 1.292	12:38:45.146	8 -	44.796		12:41:48.483
58	Charles HARVEY-KELLY			7 Radical SR4			
1 -	52.310	+ 10.097	12:36:16.853	4 -	42.937	+ 0.724	12:38:27.453
2 -	44.662	+ 2.449	12:37:01.515	5 -	42.213		12:39:09.666
3 -	43.001	+ 0.788	12:37:44.516	6 -	42.390	+ 0.177	12:39:52.056
63	Paul CALLER			6 Caterham CSR			
1 -	53.111	+ 9.432	12:36:31.573	8 -	44.776	+ 1.097	12:41:46.902
2 -	48.110	+ 4.431	12:37:19.683	9 -	43.841	+ 0.162	12:42:30.743
3 -	44.950	+ 1.271	12:38:04.633	10 -	44.851	+ 1.172	12:43:15.594
4 -	44.443	+ 0.764	12:38:49.076	11 -	44.178	+ 0.499	12:43:59.772

Weather / Track : Cloudy / Dry

Lydden Hill
Circuit Length = 1.0000 miles
Start: 12:35 End: 12:47

SEMSEC Sports Racing & Kit Car Championship
QUALIFYING - RACE 3 - LAP ANALYSIS


5 -	43.796	+ 0.117	12:39:32.872	12 -	43.679		12:44:43.451
6 -	44.540	+ 0.861	12:40:17.412	13 -	44.310	+ 0.631	12:45:27.761
7 -	44.714	+ 1.035	12:41:02.126				
69	Merrick LINNETT			5	Caterham R500		
1 -	55.071	+ 10.666	12:36:20.191	9 -	44.997	+ 0.592	12:42:26.857
2 -	49.851	+ 5.446	12:37:10.042	10 -	45.441	+ 1.036	12:43:12.298
3 -	46.852	+ 2.447	12:37:56.894	11 -	45.008	+ 0.603	12:43:57.306
4 -	45.828	+ 1.423	12:38:42.722	12 -	44.842	+ 0.437	12:44:42.148
5 -	44.906	+ 0.501	12:39:27.628	13 -	44.823	+ 0.418	12:45:26.971
6 -	44.829	+ 0.424	12:40:12.457	14 -	45.342	+ 0.937	12:46:12.313
7 -	44.650	+ 0.245	12:40:57.107	15 -	44.565	+ 0.160	12:46:56.878
8 -	44.753	+ 0.348	12:41:41.860	16 -	44.405		12:47:41.283

Weather / Track : Cloudy / Dry

Lydden Hill
 Circuit Length = 1.0000 miles
 Start: 12:35 End: 12:47

SEMSEC Sports Racing & Kit Car Championship

RACE 3 - GRID

ROW 5	44.920 40 Jonathan GIBBS	45.153 24 Alastair HEYS
ROW 4	44.796 53 Clive GIBBS	44.900 38 Mark BISHOP
ROW 3	44.373 19 Bruce WILSON	44.405 69 Merrick LINNETT
ROW 2	43.679 63 Paul CALLER	44.202 31 Paul GIBB
ROW 1	41.318 20 Mark BURTON	42.213 58 Charles HARVEY-KELLY
Pole		
		

Lydden Hill
Circuit Length = 1.0000 miles

These results are provisional until the conclusion of any judicial and technical matters.

Clerk of Course :		Timekeeper :
-------------------	--	--------------

SEMSEC Sports Racing & Kit Car Championship

RACE 3 - CLASSIFICATION

POS	NO	CL	NAME	ENTRY	LAPS	TIME	GAP	DIFF	MPH	BEST	ON
1	20	8	Mark BURTON	Jade Trackstar	15	10:37.246			84.73	40.703	4
2	58	7	Charles HARVEY-KELLY	Radical SR4	15	10:55.304	18.058	18.058	82.40	42.916	3
3	69	5	Merrick LINNETT	Caterham R500	15	11:09.671	32.425	14.367	80.63	43.721	8
4	38	7	Mark BISHOP	Caterham Seven	15	11:10.530	33.284	0.859	80.53	43.624	4
5	19	6	Bruce WILSON	Caterham CSR Superlight	15	11:13.449	36.203	2.919	80.18	44.159	2
6	31	6	Paul GIBB	Caterham 7 HPC	14	10:38.272	1 lap	1 lap	78.96	43.873	5
7	62	8	Paul MARTIN-JONES	Radical SR3	14	10:38.742	1 lap	0.470	78.90	44.086	7
8	53	6	Clive GIBBS	Westfield SE1	14	10:42.523	1 lap	3.781	78.43	44.639	3
9	40	6	Jonathan GIBBS	Caterham C400	14	10:42.730	1 lap	0.207	78.41	44.177	3
10	63	6	Paul CALLER	Caterham CSR	14	10:43.195	1 lap	0.465	78.35	43.422	8
11	24	5	Alastair HEYS	Westfield Megabusa	14	10:43.785	1 lap	0.590	78.28	45.069	11

FASTEST LAP

20	8	Mark BURTON	Jade Trackstar	4	40.703	88.44 mph	142.33 kph
58	7	Charles HARVEY-KELLY	Radical SR4	3	42.916	83.88 mph	134.99 kph
63	6	Paul CALLER	Caterham CSR	8	43.422	82.90 mph	133.42 kph
69	5	Merrick LINNETT	Caterham R500	8	43.721	82.33 mph	132.51 kph

Weather / Track : Sunny / Dry

These results are provisional until the conclusion of any judicial and technical matters.

Lydden Hill

Circuit Length = 1.0000 miles

Start: 14:55 End: 15:06

Clerk of Course :

Timekeeper :

SEMSEC Sports Racing & Kit Car Championship
RACE 3 - LAP CHART

Lap 1			Lap 2			Lap 3			Lap 4			Lap 5		
No	Behind	Laptime	No	Behind	Laptime	No	Behind	Laptime	No	Behind	Laptime	No	Behind	Laptime
20		45.267	20		41.009	20		40.754	20		40.703	20		40.861
58	1.235	46.502	58	3.439	43.213	58	5.601	42.916	58	7.865	42.967	58	10.154	43.150
38	2.423	47.690	38	5.244	43.830	38	8.546	44.056	38	11.467	43.624	38	14.822	44.216
19	3.429	48.696	19	6.579	44.159	19	10.233	44.408	69	13.751	44.120	69	16.670	43.780
69	4.028	49.295	69	6.757	43.738	69	10.334	44.331	63	14.648	44.596	63	17.440	43.653
53	4.740	50.007	63	8.044	44.065	63	10.755	43.465	19	15.044	45.514	19	19.024	44.841
63	4.988	50.255	53	9.111	45.380	53	12.996	44.639	53	17.013	44.720	53	21.133	44.981
24	5.632	50.899	40	10.218	45.300	40	13.641	44.177	40	17.703	44.765	40	21.521	44.679
40	5.927	51.194	24	10.397	45.774	24	14.926	45.283	24	19.695	45.472	62	24.360	45.377
62	7.624	52.891	62	11.855	45.240	62	15.579	44.478	62	19.844	44.968	24	24.700	45.866
31	13.015	58.282	31	16.301	44.295	31	19.555	44.008	31	23.071	44.219	31	26.083	43.873

Weather / Track : Sunny / Dry

Lydden Hill
 Circuit Length = 1.0000 miles
 Start: 14:55 End: 15:06

SEMSEC Sports Racing & Kit Car Championship
RACE 3 - LAP CHART

Lap 6			Lap 7			Lap 8			Lap 9			Lap 10		
No	Behind	Laptime	No	Behind	Laptime	No	Behind	Laptime	No	Behind	Laptime	No	Behind	Laptime
20		41.099	20		41.318	20		41.189	20		43.333	20		41.644
58	12.558	43.503	58	14.500	43.260	58	17.123	43.812	58	17.353	43.563	58	19.029	43.320
38	18.058	44.335	38	20.935	44.195	38	23.809	44.063	38	24.872	44.396	38	27.378	44.150
69	19.498	43.927	69	21.933	43.753	69	24.465	43.721	69	25.187	44.055	69	27.817	44.274
63	20.533	44.192	63	23.429	44.214	63	25.662	43.422	63	25.953	43.624	63	28.187	43.878
19	22.343	44.418	19	25.333	44.308	19	28.453	44.309	19	29.585	44.465	19	32.373	44.432
53	25.339	45.305	53	29.550	45.529	53	33.876	45.515	53	36.023	45.480	53	40.229	45.850
40	25.515	45.093	40	29.691	45.494	40	34.064	45.562	40	36.070	45.339	31	40.543	45.294
62	27.463	44.202	62	30.231	44.086	62	34.534	45.492	62	36.304	45.103	40	40.770	46.344
24	28.992	45.391	31	32.905	45.027	31	36.079	44.363	31	36.893	44.147	62	41.122	46.462
31	29.196	44.212	24	33.254	45.580	24	37.334	45.269	24	39.118	45.117			

Weather / Track : Sunny / Dry

Lydden Hill
 Circuit Length = 1.0000 miles
 Start: 14:55 End: 15:06

SEMSEC Sports Racing & Kit Car Championship
RACE 3 - LAP CHART


Lap 11			Lap 12			Lap 13			Lap 14			Lap 15		
No	Behind	Laptime	No	Behind	Laptime	No	Behind	Laptime	No	Behind	Laptime	No	Behind	Laptime
20		42.203	20		45.150	20		43.241	20		42.218	20		47.257
24	1 LAP	45.415	40	1 LAP	46.965	62	1 LAP	45.169	31	1 LAP	45.033	31	1 LAP	45.564
58	20.576	43.750	24	1 LAP	45.069	53	1 LAP	46.075	62	1 LAP	44.231	62	1 LAP	45.303
38	29.746	44.571	58	19.030	43.604	24	1 LAP	45.861	53	1 LAP	45.357	53	1 LAP	46.667
69	30.069	44.455	38	29.353	44.757	40	1 LAP	46.364	24	1 LAP	45.169	40	1 LAP	46.325
63	30.292	44.308	63	29.766	44.624	58	19.574	43.785	40	1 LAP	45.129	63	1 LAP	1:04.855
19	34.722	44.552	69	30.008	45.089	63	30.569	44.044	58	21.296	43.940	24	1 LAP	47.620
31	43.749	45.409	19	33.825	44.253	38	30.657	44.545	69	33.958	45.167	58	18.058	44.019
62	44.659	45.740	31	43.145	44.546	69	31.009	44.242	38	35.565	47.126	69	32.425	45.724
53	45.044	47.018				19	35.245	44.661	19	38.911	45.884	38	33.284	44.976
												19	36.203	44.549

Weather / Track : Sunny / Dry

Lydden Hill
 Circuit Length = 1.0000 miles
 Start: 14:55 End: 15:06

SEMSEC Sports Racing & Kit Car Championship

RACE 6 - GRID

ROW 6	24	Alastair HEYS		
ROW 5	40	Jonathan GIBBS	63	Paul CALLER
ROW 4	62	Paul MARTIN-JONES	53	Clive GIBBS
ROW 3	19	Bruce WILSON	31	Paul GIBB
ROW 2	69	Merrick LINNETT	38	Mark BISHOP
ROW 1	20	Mark BURTON	58	Charles HARVEY-KELLY
Pole				
				

Lydden Hill
Circuit Length = 1.0000 miles

These results are provisional until the conclusion of any judicial and technical matters.

Clerk of Course :		Timekeeper :
-------------------	--	--------------

SEMSEC Sports Racing & Kit Car Championship

RACE 6 - CLASSIFICATION

POS	NO	CL	NAME	ENTRY	LAPS	TIME	GAP	DIFF	MPH	BEST	ON
1	20	8	Mark BURTON	Jade Trackstar	15	10:24.914			86.40	40.592	3
2	58	7	Charles HARVEY-KELLY	Radical SR4	15	10:56.321	31.407	31.407	82.27	42.928	3
3	69	5	Merrick LINNETT	Caterham R500	15	11:04.757	39.843	8.436	81.23	43.427	7
4	63	6	Paul CALLER	Caterham CSR	15	11:07.240	42.326	2.483	80.92	43.614	9
5	62	8	Paul MARTIN-JONES	Radical SR3	14	10:28.451	1 lap	1 lap	80.19	43.275	14
6	38	7	Mark BISHOP	Caterham Seven	14	10:33.224	1 lap	4.773	79.59	44.368	9
7	19	6	Bruce WILSON	Caterham CSR Superlight	14	10:33.670	1 lap	0.446	79.53	44.346	13
8	40	6	Jonathan GIBBS	Caterham C400	14	10:35.227	1 lap	1.557	79.33	44.475	13

NOT CLASSIFIED

DNF	24	5	Alastair HEYS	Westfield Megabusa	10	8:16.091	5 laps	4 laps	72.56	45.136	6
DNF	53	6	Clive GIBBS	Westfield SE1	9	6:59.734	6 laps	1 lap	77.18	44.876	4
DNF	31	6	Paul GIBB	Caterham 7 HPC	7	5:24.258	8 laps	2 laps	77.71	43.965	5

FASTEST LAP

20	8	Mark BURTON	Jade Trackstar	3	40.592	88.68 mph	142.72 kph
58	7	Charles HARVEY-KELLY	Radical SR4	3	42.928	83.85 mph	134.95 kph
69	5	Merrick LINNETT	Caterham R500	7	43.427	82.89 mph	133.40 kph
63	6	Paul CALLER	Caterham CSR	9	43.614	82.53 mph	132.83 kph

Weather / Track : Sunny / Dry

These results are provisional until the conclusion of any judicial and technical matters.

Lydden Hill

Circuit Length = 1.0000 miles

Start: 15:58 End: 16:09

Clerk of Course :	Timekeeper :
-------------------	--------------

SEMSEC Sports Racing & Kit Car Championship
RACE 6 - LAP CHART

Lap 1			Lap 2			Lap 3			Lap 4			Lap 5		
No	Behind	Laptime	No	Behind	Laptime	No	Behind	Laptime	No	Behind	Laptime	No	Behind	Laptime
20		46.625	20		41.057	20		40.592	20		41.229	20		41.020
58	1.410	48.035	58	3.537	43.184	58	5.873	42.928	58	7.918	43.274	58	10.433	43.535
69	2.893	49.518	69	6.259	44.423	69	9.532	43.865	69	12.039	43.736	69	14.943	43.924
19	3.443	50.068	19	7.565	45.179	63	11.091	43.967	63	13.589	43.727	63	16.574	44.005
38	3.700	50.325	63	7.716	44.904	19	12.293	45.320	19	15.955	44.891	19	19.635	44.700
63	3.869	50.494	38	8.203	45.560	38	12.547	44.936	38	16.074	44.756	38	20.155	45.101
40	4.639	51.264	40	8.583	45.001	40	12.923	44.932	40	16.460	44.766	40	20.640	45.200
24	5.661	52.286	24	10.060	45.456	24	14.679	45.211	62	18.397	44.533	62	20.978	43.601
53	6.030	52.655	53	10.757	45.784	62	15.093	44.614	24	18.859	45.409	24	23.202	45.363
62	6.292	52.917	62	11.071	45.836	53	15.831	45.666	53	19.478	44.876	53	23.647	45.189
31	10.805	57.430	31	14.318	44.570	31	18.037	44.311	31	21.198	44.390	31	24.143	43.965

Weather / Track : Sunny / Dry

Lydden Hill
 Circuit Length = 1.0000 miles
 Start: 15:58 End: 16:09

SEMSEC Sports Racing & Kit Car Championship
RACE 6 - LAP CHART

Lap 6			Lap 7			Lap 8			Lap 9			Lap 10		
No	Behind	Laptime	No	Behind	Laptime	No	Behind	Laptime	No	Behind	Laptime	No	Behind	Laptime
20		40.872	20		40.726	20		40.781	20		42.353	20		41.655
58	12.731	43.170	58	15.401	43.396	58	18.117	43.497	58	19.486	43.722	53	1 LAP	47.356
69	17.831	43.760	69	20.532	43.427	69	23.433	43.682	24	1 LAP	1:13.140	58	21.292	43.461
63	19.617	43.915	63	22.653	43.762	63	25.618	43.746	69	24.833	43.753	69	27.237	44.059
19	23.249	44.486	38	27.539	44.520	38	31.423	44.665	63	26.879	43.614	63	29.669	44.445
38	23.745	44.462	19	27.660	45.137	19	32.027	45.148	38	33.438	44.368	24	1 LAP	49.471
40	24.870	45.102	62	28.229	43.937	62	32.186	44.738	62	34.535	44.702	38	36.171	44.388
62	25.018	44.912	40	29.274	45.130	40	33.165	44.672	19	34.906	45.232	62	36.388	43.508
24	27.466	45.136	24	31.961	45.221	53	39.476	47.623	40	35.359	44.547	19	37.942	44.691
53	28.023	45.248	31	32.137	44.742							40	38.529	44.825
31	28.121	44.850	53	32.634	45.337									

Weather / Track : Sunny / Dry

Lydden Hill
 Circuit Length = 1.0000 miles
 Start: 15:58 End: 16:09

SEMSEC Sports Racing & Kit Car Championship
RACE 6 - LAP CHART

Lap 11			Lap 12			Lap 13			Lap 14			Lap 15		
No	Behind	Laptime	No	Behind	Laptime	No	Behind	Laptime	No	Behind	Laptime	No	Behind	Laptime
20		40.940	20		41.916	20		41.810	20		42.029	20		41.309
58	24.001	43.649	40	1 LAP	45.338	38	1 LAP	45.538	62	1 LAP	44.407	62	1 LAP	43.275
69	30.127	43.830	58	25.373	43.288	19	1 LAP	45.003	38	1 LAP	44.943	38	1 LAP	44.859
63	32.733	44.004	69	32.090	43.879	40	1 LAP	44.826	19	1 LAP	44.346	19	1 LAP	44.822
24	1 LAP	49.398	63	34.655	43.838	58	26.999	43.436	40	1 LAP	44.475	40	1 LAP	45.149
62	39.201	43.753	62	41.003	43.718	69	34.529	44.249	58	28.646	43.676	58	31.407	44.070
38	40.034	44.803				63	37.052	44.207	69	36.665	44.165	69	39.843	44.487
19	41.649	44.647							63	39.127	44.104	63	42.326	44.508

Weather / Track : Sunny / Dry

Lydden Hill
 Circuit Length = 1.0000 miles
 Start: 15:58 End: 16:09

**SEMSEC Open Single Seater Championship & Senlac Novice Cup
QUALIFYING - RACE 4 - CLASSIFICATION**

POS	NO	CL	NAME	ENTRY	TIME	ON	LAPS	GAP	DIFF	MPH
1	37	A	Dave CONNOR	Jedi Mk6	42.399	5	5			84.90
2	23	E	Chris KITE	Dallara 393	45.889	13	15	3.490	3.490	78.44
3	17	E	Eddie McLURG	March 822	46.250	2	2	3.851	0.361	77.83
4	66	B	Kevan McLURG	Van Diemen RF00	46.565	5	6	4.166	0.315	77.30
5	19	B	Innes HICKMAN	Van Diemen RF89	47.079	11	13	4.680	0.514	76.46
6	55	D	Prajesh SHAH	Van Diemen RF98	47.082	13	15	4.683	0.003	76.46
7	40	E	John STAPLETON	Leystone JH002 Formula Vee	47.250	8	15	4.851	0.168	76.18
8	13	A	Christopher CHANDLER	Jedi Mk6		0	0			

Weather / Track : Cloudy / Dry
These results are provisional until the conclusion of any judicial and technical matters.

Lydden Hill
 Circuit Length = 1.0000 miles
 Start: 13:34 End: 13:50

Clerk of Course :		Timekeeper :
-------------------	--	--------------

SEMSEC Open Single Seater Championship & Senlac Novice Cup

QUALIFYING - RACE 4 - LAP ANALYSIS


13	Christopher CHANDLER		A Jedi Mk6				
17	Eddie McLURG		E March 822				
1 -	53.176	+ 6.926	13:35:31.184	2 -	46.250	13:36:17.434	
19	Innes HICKMAN		B Van Diemen RF89				
1 -	51.525	+ 4.446	13:35:19.950	8 -	48.216	+ 1.137	13:45:07.429
2 -	48.651	+ 1.572	13:36:08.601	9 -	48.292	+ 1.213	13:45:55.721
3 -	48.466	+ 1.387	13:36:57.067	10 -	47.427	+ 0.348	13:46:43.148
4 -	4:48.617	+ 4:01.538	13:41:45.684	11 -	47.079		13:47:30.227
5 -	49.415	+ 2.336	13:42:35.099	12 -	47.647	+ 0.568	13:48:17.874
6 -	50.413	+ 3.334	13:43:25.512	13 -	47.672	+ 0.593	13:49:05.546
7 -	53.701	+ 6.622	13:44:19.213				
23	Chris KITE		E Dallara 393				
1 -	55.212	+ 9.323	13:35:29.882	9 -	47.446	+ 1.557	13:45:58.119
2 -	51.896	+ 6.007	13:36:21.778	10 -	47.248	+ 1.359	13:46:45.367
3 -	50.249	+ 4.360	13:37:12.027	11 -	46.917	+ 1.028	13:47:32.284
4 -	4:38.043	+ 3:52.154	13:41:50.070	12 -	48.247	+ 2.358	13:48:20.531
5 -	54.541	+ 8.652	13:42:44.611	13 -	45.889		13:49:06.420
6 -	48.880	+ 2.991	13:43:33.491	14 -	46.955	+ 1.066	13:49:53.375
7 -	49.463	+ 3.574	13:44:22.954	15 -	46.929	+ 1.040	13:50:40.304
8 -	47.719	+ 1.830	13:45:10.673				
37	Dave CONNOR		A Jedi Mk6				
1 -	50.562	+ 8.163	13:35:29.735	4 -	46.718	+ 4.319	13:49:59.915
2 -	44.039	+ 1.640	13:36:13.774	5 -	42.399		13:50:42.314
3 -	12:59.423	+ 12:17.024	13:49:13.197				
40	John STAPLETON		E Leystone JH002 Formula Vee				
1 -	51.630	+ 4.380	13:35:24.788	9 -	47.615	+ 0.365	13:45:48.885
2 -	48.492	+ 1.242	13:36:13.280	10 -	47.623	+ 0.373	13:46:36.508
3 -	48.272	+ 1.022	13:37:01.552	11 -	47.430	+ 0.180	13:47:23.938
4 -	4:45.140	+ 3:57.890	13:41:46.692	12 -	47.313	+ 0.063	13:48:11.251
5 -	49.369	+ 2.119	13:42:36.061	13 -	48.237	+ 0.987	13:48:59.488
6 -	50.002	+ 2.752	13:43:26.063	14 -	47.717	+ 0.467	13:49:47.205
7 -	47.957	+ 0.707	13:44:14.020	15 -	51.930	+ 4.680	13:50:39.135
8 -	47.250		13:45:01.270				
55	Prajesh SHAH		D Van Diemen RF98				
1 -	54.076	+ 6.994	13:35:26.166	9 -	48.071	+ 0.989	13:45:54.884
2 -	50.939	+ 3.857	13:36:17.105	10 -	47.387	+ 0.305	13:46:42.271
3 -	51.877	+ 4.795	13:37:08.982	11 -	47.129	+ 0.047	13:47:29.400
4 -	4:39.618	+ 3:52.536	13:41:48.600	12 -	52.186	+ 5.104	13:48:21.586
5 -	49.736	+ 2.654	13:42:38.336	13 -	47.082		13:49:08.668
6 -	49.389	+ 2.307	13:43:27.725	14 -	49.055	+ 1.973	13:49:57.723
7 -	49.465	+ 2.383	13:44:17.190	15 -	47.709	+ 0.627	13:50:45.432
8 -	49.623	+ 2.541	13:45:06.813				
66	Kevan McLURG		B Van Diemen RF00				
1 -	52.849	+ 6.284	13:35:32.997	4 -	4:44.519	+ 3:57.954	13:41:52.346
2 -	47.439	+ 0.874	13:36:20.436	5 -	46.565		13:42:38.911
3 -	47.391	+ 0.826	13:37:07.827	6 -	46.718	+ 0.153	13:43:25.629

Weather / Track : Cloudy / Dry

Lydden Hill
Circuit Length = 1.0000 miles
Start: 13:34 End: 13:50

SEMSEC Open Single Seater Championship & Senlac Novice Cup

RACE 4 - GRID

ROW 4	47.250 40 John STAPLETON	0.000 13 Christopher CHANDLER
ROW 3	47.079 19 Innes HICKMAN	47.082 55 Prajesh SHAH
ROW 2	46.250 17 Eddie McLURG	46.565 66 Kevan McLURG
ROW 1	42.399 37 Dave CONNOR	45.889 23 Chris KITE
Pole		
		

Lydden Hill
Circuit Length = 1.0000 miles

These results are provisional until the conclusion of any judicial and technical matters.

Clerk of Course :		Timekeeper :
-------------------	--	--------------

SEMSEC Open Single Seater Championship & Senlac Novice Cup

RACE 4 - CLASSIFICATION

POS	NO	CL	NAME	ENTRY	LAPS	TIME	GAP	DIFF	MPH	BEST	ON
1	37	A	Dave CONNOR	Jedi Mk6	15	10:40.556			84.29	40.501	4
2	23	E	Chris KITE	Dallara 393	15	11:05.887	25.331	25.331	81.09	42.984	2
3	55	D	Prajesh SHAH	Van Diemen RF98	14	10:57.339	1 lap	1 lap	76.67	45.998	8
4	19	B	Innes HICKMAN	Van Diemen RF89	14	11:00.686	1 lap	3.347	76.28	46.493	14
5	40	E	John STAPLETON	Leystone JH002 Formula Vee	14	11:16.031	1 lap	15.345	74.55	47.487	11

NOT CLASSIFIED

DNF 13 A Christopher CHANDLER Jedi Mk6 0

FASTEST LAP

37	A	Dave CONNOR	Jedi Mk6	4	40.501	88.88 mph	143.04 kph
23	E	Chris KITE	Dallara 393	2	42.984	83.74 mph	134.78 kph
55	D	Prajesh SHAH	Van Diemen RF98	8	45.998	78.26 mph	125.95 kph
19	B	Innes HICKMAN	Van Diemen RF89	14	46.493	77.42 mph	124.60 kph

Weather / Track : Sunny / Dry

These results are provisional until the conclusion of any judicial and technical matters.

Lydden Hill

Circuit Length = 1.0000 miles

Start: 15:12 End: 15:24

Clerk of Course :

Timekeeper :

SEMSEC Open Single Seater Championship & Senlac Novice Cup
RACE 4 - LAP CHART

Lap 1			Lap 2			Lap 3			Lap 4			Lap 5		
No	Behind	Laptime	No	Behind	Laptime	No	Behind	Laptime	No	Behind	Laptime	No	Behind	Laptime
37		46.772	37		42.229	37		41.454	37		40.501	37		42.576
23	1.096	47.868	23	1.851	42.984	23	3.512	43.115	23	6.283	43.272	23	8.192	44.485
19	4.984	51.756	19	10.184	47.429	19	15.680	46.950	19	22.065	46.886	19	26.107	46.618
55	5.688	52.460	55	10.610	47.151	55	16.351	47.195	55	22.620	46.770	55	26.719	46.675
40	7.158	53.930	40	13.089	48.160	40	19.300	47.665	40	26.499	47.700	40	31.963	48.040

Weather / Track : Sunny / Dry

Lydden Hill
 Circuit Length = 1.0000 miles
 Start: 15:12 End: 15:24

SEMSEC Open Single Seater Championship & Senlac Novice Cup
RACE 4 - LAP CHART

Lap 6			Lap 7			Lap 8			Lap 9			Lap 10		
No	Behind	Laptime	No	Behind	Laptime	No	Behind	Laptime	No	Behind	Laptime	No	Behind	Laptime
37		41.908	37		41.647	37		41.700	37		41.840	37		41.658
23	11.075	44.791	23	14.383	44.955	40	1 LAP	47.789	40	1 LAP	47.704	55	1 LAP	46.325
55	31.262	46.451	55	35.709	46.094	23	18.459	45.776	23	20.782	44.163	19	1 LAP	46.880
19	31.689	47.490	19	36.729	46.687	55	40.007	45.998				40	1 LAP	47.745
40	37.962	47.907				19	41.782	46.753				23	23.629	44.505

Weather / Track : Sunny / Dry

Lydden Hill
 Circuit Length = 1.0000 miles
 Start: 15:12 End: 15:24


SEMSEC Open Single Seater Championship & Senlac Novice Cup
RACE 4 - LAP CHART

Lap 11			Lap 12			Lap 13			Lap 14			Lap 15		
No	Behind	Laptime	No	Behind	Laptime	No	Behind	Laptime	No	Behind	Laptime	No	Behind	Laptime
37		42.722	37		42.567	37		43.575	37		44.611	37		44.796
55	1 LAP	46.210	55	1 LAP	46.202	55	1 LAP	46.444	55	1 LAP	46.484	55	1 LAP	46.880
19	1 LAP	46.642	19	1 LAP	46.608	19	1 LAP	46.772	19	1 LAP	46.722	19	1 LAP	46.493
40	1 LAP	47.745	40	1 LAP	47.487	23	26.767	44.139	23	25.716	43.560	23	25.331	44.411
23	24.721	43.814	23	26.203	44.049	40	1 LAP	48.297	40	1 LAP	47.946	40	1 LAP	47.916

Weather / Track : Sunny / Dry

Lydden Hill
 Circuit Length = 1.0000 miles
 Start: 15:12 End: 15:24

SEMSEC Open Single Seater Championship & Senlac Novice Cup
RACE 9 - GRID

ROW 3	40 John STAPLETON	13 Christopher CHANDLER
ROW 2	55 Prajesh SHAH	19 Innes HICKMAN
ROW 1	37 Dave CONNOR	23 Chris KITE
Pole		
		

Lydden Hill
Circuit Length = 1.0000 miles

These results are provisional until the conclusion of any judicial and technical matters.

Clerk of Course :		Timekeeper :
-------------------	--	--------------

SEMSEC Open Single Seater Championship & Senlac Novice Cup

RACE 9 - CLASSIFICATION

POS	NO	CL	NAME	ENTRY	LAPS	TIME	GAP	DIFF	MPH	BEST	ON
1	37	A	Dave CONNOR	Jedi Mk6	15	10:43.282			83.94	40.008	7
2	23	E	Chris KITE	Dallara 393	15	10:59.193	15.911	15.911	81.91	43.024	6
3	19	B	Innes HICKMAN	Van Diemen RF89	14	11:04.040	1 lap	1 lap	75.89	46.710	6
4	40	E	John STAPLETON	Leystone JH002 Formula Vee	14	11:12.779	1 lap	8.739	74.91	47.385	4
NOT CLASSIFIED											
DNF	55	D	Prajesh SHAH	Van Diemen RF98	11	8:38.810	4 laps	3 laps	76.32	45.405	5
FASTEST LAP											
37	A	Dave CONNOR	Jedi Mk6	7	40.008	89.97 mph	144.80 kph				
23	E	Chris KITE	Dallara 393	6	43.024	83.67 mph	134.65 kph				
55	D	Prajesh SHAH	Van Diemen RF98	5	45.405	79.28 mph	127.59 kph				
19	B	Innes HICKMAN	Van Diemen RF89	6	46.710	77.06 mph	124.03 kph				

Weather / Track : Sunny / Dry
 These results are provisional until the conclusion of any judicial and technical matters.

Lydden Hill
 Circuit Length = 1.0000 miles
 Start: 16:47 End: 16:59

Clerk of Course :		Timekeeper :
-------------------	--	--------------

SEMSEC Open Single Seater Championship & Senlac Novice Cup
RACE 9 - LAP CHART

Lap 1			Lap 2			Lap 3			Lap 4			Lap 5		
No	Behind	Laptime	No	Behind	Laptime	No	Behind	Laptime	No	Behind	Laptime	No	Behind	Laptime
37		48.096	37		42.098	37		45.729	37		43.535	37		41.171
23	1.063	49.159	23	2.680	43.715	23	0.766	43.815	23	1.312	44.081	23	3.548	43.407
19	3.144	51.240	19	8.254	47.208	55	10.507	47.631	55	12.818	45.846	55	17.052	45.405
55	3.626	51.722	55	8.605	47.077	19	10.752	48.227	19	14.185	46.968	19	19.772	46.758
40	4.906	53.002	40	10.628	47.820	40	12.757	47.858	40	16.607	47.385	40	22.833	47.397

Weather / Track : Sunny / Dry

Lydden Hill
 Circuit Length = 1.0000 miles
 Start: 16:47 End: 16:59

SEMSEC Open Single Seater Championship & Senlac Novice Cup
RACE 9 - LAP CHART

Lap 6			Lap 7			Lap 8			Lap 9			Lap 10		
No	Behind	Laptime	No	Behind	Laptime	No	Behind	Laptime	No	Behind	Laptime	No	Behind	Laptime
37		40.751	37		40.008	37		40.335	37		40.470	37		40.614
23	5.821	43.024	23	8.877	43.064	23	12.037	43.495	40	1 LAP	47.542	19	1 LAP	46.957
55	22.411	46.110	55	28.226	45.823	55	33.955	46.064	23	14.766	43.199	40	1 LAP	47.396
19	25.731	46.710	19	32.710	46.987	19	39.651	47.276	55	39.810	46.325	23	17.864	43.712
40	29.580	47.498	40	37.191	47.619									

Weather / Track : Sunny / Dry

Lydden Hill
 Circuit Length = 1.0000 miles
 Start: 16:47 End: 16:59

SEMSEC Open Single Seater Championship & Senlac Novice Cup
RACE 9 - LAP CHART

Lap 11			Lap 12			Lap 13			Lap 14			Lap 15		
No	Behind	Laptime	No	Behind	Laptime	No	Behind	Laptime	No	Behind	Laptime	No	Behind	Laptime
37		43.621	37		42.173	37		46.121	37		43.443	37		45.117
55	1 LAP	46.990	55	1 LAP	49.817	19	1 LAP	46.863	23	17.278	43.719	23	15.911	43.750
19	1 LAP	46.883	19	1 LAP	46.931	23	17.002	43.907	19	1 LAP	47.860	19	1 LAP	47.172
40	1 LAP	47.638	23	19.216	43.664	40	1 LAP	47.803	40	1 LAP	47.623	40	1 LAP	47.688
23	17.725	43.482	40	1 LAP	48.510									

Weather / Track : Sunny / Dry

Lydden Hill
 Circuit Length = 1.0000 miles
 Start: 16:47 End: 16:59

Meridian 14/16 Challenge

QUALIFYING - RACE 7 - CLASSIFICATION

POS	NO	CL	NAME	ENTRY	TIME	ON	LAPS	GAP	DIFF	MPH
1	68	A	Neal GARDINER	Rover Metro	50.982	7	7			70.61
2	39	B	William HORNSEY	Peugeot 106 Rallye	51.033	13	14	0.051	0.051	70.54
3	45	B	John HILL	Peugeot 205 GTi	54.410	8	10	3.428	3.377	66.16
4	52	A	Chris WATKINSON	Rover Mini	55.524	3	8	4.542	1.114	64.83

Weather / Track : Cloudy / Dry

These results are provisional until the conclusion of any judicial and technical matters.

Lydden Hill

Circuit Length = 1.0000 miles

Start: 13:19 End: 13:31

Clerk of Course :

Timekeeper :

Meridian 14/16 Challenge

QUALIFYING - RACE 7 - LAP ANALYSIS

39	William HORNSEY			B Peugeot 106 Rallye			
1 -	56.713	+ 5.680	13:20:36.786	8 -	51.551	+ 0.518	13:26:37.909
2 -	52.242	+ 1.209	13:21:29.028	9 -	51.376	+ 0.343	13:27:29.285
3 -	51.528	+ 0.495	13:22:20.556	10 -	51.244	+ 0.211	13:28:20.529
4 -	51.281	+ 0.248	13:23:11.837	11 -	51.460	+ 0.427	13:29:11.989
5 -	51.456	+ 0.423	13:24:03.293	12 -	51.458	+ 0.425	13:30:03.447
6 -	51.452	+ 0.419	13:24:54.745	13 -	51.033		13:30:54.480
7 -	51.613	+ 0.580	13:25:46.358	14 -	51.675	+ 0.642	13:31:46.155
45	John HILL			B Peugeot 205 GTi			
1 -	1:06.385	+ 11.975	13:20:48.352	6 -	55.066	+ 0.656	13:25:29.724
2 -	58.584	+ 4.174	13:21:46.936	7 -	58.089	+ 3.679	13:26:27.813
3 -	57.880	+ 3.470	13:22:44.816	8 -	54.410		13:27:22.223
4 -	55.101	+ 0.691	13:23:39.917	9 -	54.988	+ 0.578	13:28:17.211
5 -	54.741	+ 0.331	13:24:34.658	10 -	57.953	+ 3.543	13:29:15.164
52	Chris WATKINSON			A Rover Mini			
1 -	1:05.085	+ 9.561	13:20:53.373	5 -	57.454	+ 1.930	13:24:43.307
2 -	1:00.380	+ 4.856	13:21:53.753	6 -	59.562	+ 4.038	13:25:42.869
3 -	55.524		13:22:49.277	7 -	1:01.390	+ 5.866	13:26:44.259
4 -	56.576	+ 1.052	13:23:45.853	8 -	1:01.254	+ 5.730	13:27:45.513
68	Neal GARDINER			A Rover Metro			
1 -	59.671	+ 8.689	13:20:41.639	5 -	51.629	+ 0.647	13:24:09.710
2 -	53.771	+ 2.789	13:21:35.410	6 -	51.156	+ 0.174	13:25:00.866
3 -	51.536	+ 0.554	13:22:26.946	7 -	50.982		13:25:51.848
4 -	51.135	+ 0.153	13:23:18.081				

Weather / Track : Cloudy / Dry


Lydden Hill
Circuit Length = 1.0000 miles
Start: 13:19 End: 13:31

Meridian 14/16 Challenge

RACE 7 - GRID

ROW 2	54.410 45 John HILL	55.524 52 Chris WATKINSON
ROW 1	50.982 68 Neal GARDINER	51.033 39 William HORNSEY

Pole



Lydden Hill
Circuit Length = 1.0000 miles

These results are provisional until the conclusion of any judicial and technical matters.

Clerk of Course :		Timekeeper :
-------------------	--	--------------

Meridian 14/16 Challenge

RACE 7 - CLASSIFICATION

POS	NO	CL	NAME	ENTRY	LAPS	TIME	GAP	DIFF	MPH	BEST	ON
1	52	A	Chris WATKINSON	Rover Mini	12	10:16.267			70.09	49.804	5
2	39	B	William HORNSEY	Peugeot 106 Rallye	12	10:21.028	4.761	4.761	69.56	50.848	7
3	68	A	Neal GARDINER	Rover Metro	12	10:23.539	7.272	2.511	69.28	51.064	8
NOT CLASSIFIED											
DNF	45	B	John HILL	Peugeot 205 GTi	2	2:08.742	10 laps	10 laps	55.92	56.967	2
FASTEST LAP											
	52	A	Chris WATKINSON	Rover Mini	5	49.804			72.28 mph	116.32 kph	
	39	B	William HORNSEY	Peugeot 106 Rallye	7	50.848			70.79 mph	113.93 kph	

Weather / Track : Bright / Dry
 These results are provisional until the conclusion of any judicial and technical matters.

Lydden Hill
 Circuit Length = 1.0000 miles
 Start: 16:14 End: 16:24

Clerk of Course :		Timekeeper :
-------------------	--	--------------

Meridian 14/16 Challenge
RACE 7 - LAP CHART

Lap 1			Lap 2			Lap 3			Lap 4			Lap 5		
No	Behind	Laptime	No	Behind	Laptime	No	Behind	Laptime	No	Behind	Laptime	No	Behind	Laptime
68		55.354	68		51.637	68		52.262	52		50.618	52		49.804
39	0.755	56.109	52	0.373	50.810	52	0.249	52.138	68	0.769	51.636	68	2.167	51.202
52	1.200	56.554	39	1.024	51.906	39	0.995	52.233	39	1.976	51.848	39	3.450	51.278
45	16.421	1:11.775	45	21.751	56.967									

Weather / Track : Bright / Dry

Lydden Hill
 Circuit Length = 1.0000 miles
 Start: 16:14 End: 16:24

Meridian 14/16 Challenge
RACE 7 - LAP CHART

Lap 6			Lap 7			Lap 8			Lap 9			Lap 10		
No	Behind	Laptime	No	Behind	Laptime	No	Behind	Laptime	No	Behind	Laptime	No	Behind	Laptime
52		50.172	52		50.903	52		51.015	52		51.174	52		52.066
68	3.327	51.332	68	3.606	51.182	68	3.655	51.064	39	4.551	51.252	39	3.529	51.044
39	4.622	51.344	39	4.567	50.848	39	4.473	50.921	68	4.782	52.301	68	4.078	51.362

Weather / Track : Bright / Dry

Lydden Hill
 Circuit Length = 1.0000 miles
 Start: 16:14 End: 16:24

Meridian 14/16 Challenge
RACE 7 - LAP CHART

Lap 11			Lap 12		
No	Behind	Laptime	No	Behind	Laptime
52		50.612	52		50.401
39	3.797	50.880	39	4.761	51.365
68	5.426	51.960	68	7.272	52.247

Weather / Track : Bright / Dry

Lydden Hill
Circuit Length = 1.0000 miles
Start: 16:14 End: 16:24

Invicta Kit Car Challenge

RACE 8 - CLASSIFICATION

POS	NO	CL	NAME	ENTRY	LAPS	TIME	GAP	DIFF	MPH	BEST	ON
1	40		Jonathan GIBBS	Caterham C400	15	11:20.632			79.33	44.214	5
2	53		Clive GIBBS	Westfield SE1	15	11:21.394	0.762	0.762	79.24	44.723	6
3	63		Paul CALLER	Caterham CSR	15	11:22.099	1.467	0.705	79.16	43.649	4
4	19		Bruce WILSON	Caterham CSR Superlight	15	11:22.721	2.089	0.622	79.09	44.458	4
NOT CLASSIFIED											
DNF	38		Mark BISHOP	Caterham Seven	14	10:55.708	1 lap	1 lap	76.86	44.235	3
FASTEST LAP											
	63		Paul CALLER	Caterham CSR	4	43.649			82.47 mph	132.72 kph	

Weather / Track : Bright / Dry
 These results are provisional until the conclusion of any judicial and technical matters.

Lydden Hill
 Circuit Length = 1.0000 miles
 Start: 16:30 End: 16:42

Clerk of Course :		Timekeeper :
-------------------	--	--------------

Invicta Kit Car Challenge
RACE 8 - LAP CHART

Lap 1			Lap 2			Lap 3			Lap 4			Lap 5		
No	Behind	Laptime	No	Behind	Laptime	No	Behind	Laptime	No	Behind	Laptime	No	Behind	Laptime
53		49.558	53		44.885	53		44.962	53		44.917	53		45.057
40	5.671	55.229	40	5.716	44.930	40	5.010	44.256	40	4.662	44.569	40	3.819	44.214
19	5.764	55.322	19	6.182	45.303	19	5.795	44.575	19	5.336	44.458	19	4.890	44.611
38	13.727	1:03.285	63	13.731	44.301	63	12.891	44.122	63	11.623	43.649	63	10.706	44.140
63	14.315	1:03.873	38	14.034	45.192	38	13.307	44.235	38	12.985	44.595	38	12.530	44.602

Weather / Track : Bright / Dry

Lydden Hill
 Circuit Length = 1.0000 miles
 Start: 16:30 End: 16:42

Invicta Kit Car Challenge
RACE 8 - LAP CHART

Lap 6			Lap 7			Lap 8			Lap 9			Lap 10		
No	Behind	Laptime	No	Behind	Laptime	No	Behind	Laptime	No	Behind	Laptime	No	Behind	Laptime
53		44.723	53		44.812	53		44.791	53		45.042	53		45.330
40	3.385	44.289	40	2.817	44.244	40	2.798	44.772	40	2.668	44.912	40	1.838	44.500
19	4.656	44.489	19	4.567	44.723	19	4.351	44.575	19	4.167	44.858	19	3.597	44.760
63	9.695	43.712	63	8.872	43.989	63	8.018	43.937	63	6.990	44.014	63	5.430	43.770
38	12.152	44.345	38	12.127	44.787	38	12.135	44.799	38	12.179	45.086	38	11.632	44.783

Weather / Track : Bright / Dry

Lydden Hill
 Circuit Length = 1.0000 miles
 Start: 16:30 End: 16:42

Invicta Kit Car Challenge
RACE 8 - LAP CHART

Lap 11			Lap 12			Lap 13			Lap 14			Lap 15		
No	Behind	Laptime	No	Behind	Laptime	No	Behind	Laptime	No	Behind	Laptime	No	Behind	Laptime
53		45.209	53		45.280	53		45.251	53		45.685	40		45.006
40	1.154	44.525	40	0.357	44.483	40	0.143	45.037	40	0.124	45.666	53	0.762	45.892
19	3.194	44.806	19	2.793	44.879	19	2.642	45.100	19	1.969	45.012	63	1.467	44.393
63	4.193	43.972	63	3.059	44.146	63	3.277	45.469	63	2.204	44.612	19	2.089	45.250
38	11.589	45.166	38	13.107	46.798	38	16.862	49.006	38	20.206	49.029			

Weather / Track : Bright / Dry

Lydden Hill
 Circuit Length = 1.0000 miles
 Start: 16:30 End: 16:42

John Taylor Handicap Race

QUALIFYING - RACE 10 - CLASSIFICATION

POS	NO	CL	NAME	ENTRY	TIME	ON	LAPS	GAP	DIFF	MPH
1	40		Jonathan GIBBS	Caterham C400	43.974	9	10			81.86
2	69		Merrick LINNETT	Caterham R500	44.229	4	9	0.255	0.255	81.39
3	31		Paul GIBB	Caterham 7 HPC	44.250	3	4	0.276	0.021	81.35
4	24		Alastair HEYS	Westfield Megabusa	45.116	8	9	1.142	0.866	79.79
5	53		Clive GIBBS	Westfield SE1	45.130	4	5	1.156	0.014	79.76
6	19		Bruce WILSON	Caterham CSR Superlight	45.209	3	7	1.235	0.079	79.62
7	96		Nigel CRAIG	Subaru Impreza Turbo 4WD	47.771	3	4	3.797	2.562	75.35
8	8		Nigel BAKER	Alfa Romeo 33	49.578	2	11	5.604	1.807	72.61
9	4		Ian TURNBULL	Honda S2000	50.911	11	14	6.937	1.333	70.70
10	68		Neal GARDINER	Rover Metro	51.219	8	8	7.245	0.308	70.28
11	7		Peter OSBORNE	Renault Clio 16v	51.252	2	4	7.278	0.033	70.23
12	48		Christopher GOULD	Mitsubishi Lancer Evo4	56.509	5	5	12.535	5.257	63.70
13	39		William HORNSEY	Peugeot 106 Rallye	59.168	4	4	15.194	2.659	60.84

Car No 8 - Still no working transponder - please fit - Q.12.2.1.

Weather / Track : Cloudy / Dry

These results are provisional until the conclusion of any judicial and technical matters.

Lydden Hill

Circuit Length = 1.0000 miles

Start: 13:57 End: 14:10

Clerk of Course :

Timekeeper :

John Taylor Handicap Race

QUALIFYING - RACE 10 - LAP ANALYSIS

4	Ian TURNBULL		Honda S2000				
1 -	1:03.253	+ 12.342	13:58:52.603	8 -	51.869	+ 0.958	14:05:06.683
2 -	56.254	+ 5.343	13:59:48.857	9 -	51.696	+ 0.785	14:05:58.379
3 -	55.425	+ 4.514	14:00:44.282	10 -	50.944	+ 0.033	14:06:49.323
4 -	52.780	+ 1.869	14:01:37.062	11 -	50.911		14:07:40.234
5 -	52.253	+ 1.342	14:02:29.315	12 -	51.143	+ 0.232	14:08:31.377
6 -	52.437	+ 1.526	14:03:21.752	13 -	51.905	+ 0.994	14:09:23.282
7 -	53.062	+ 2.151	14:04:14.814	14 -	52.030	+ 1.119	14:10:15.312
7	Peter OSBORNE		Renault Clio 16v				
1 -	1:09.136	+ 17.884	13:59:02.847	3 -	51.286	+ 0.034	14:00:45.385
2 -	51.252		13:59:54.099	4 -	59.260	+ 8.008	14:01:44.645
8	Nigel BAKER		Alfa Romeo 33				
1 -	1:06.275	+ 16.697	13:59:00.075	7 -	52.053	+ 2.475	14:04:14.262
2 -	49.578		13:59:49.653	8 -	51.393	+ 1.815	14:05:05.655
3 -	55.332	+ 5.754	14:00:44.985	9 -	51.940	+ 2.362	14:05:57.595
4 -	53.944	+ 4.366	14:01:38.929	10 -	50.792	+ 1.214	14:06:48.387
5 -	51.787	+ 2.209	14:02:30.716	11 -	51.157	+ 1.579	14:07:39.544
6 -	51.493	+ 1.915	14:03:22.209				
19	Bruce WILSON		Caterham CSR Superlight				
1 -	55.882	+ 10.673	13:58:47.044	5 -	6:49.483	+ 6:04.274	14:07:54.796
2 -	47.509	+ 2.300	13:59:34.553	6 -	47.950	+ 2.741	14:08:42.746
3 -	45.209		14:00:19.762	7 -	45.987	+ 0.778	14:09:28.733
4 -	45.551	+ 0.342	14:01:05.313				
24	Alastair HEYS		Westfield Megabusa				
1 -	1:02.970	+ 17.854	13:58:48.209	6 -	47.620	+ 2.504	14:02:42.166
2 -	46.726	+ 1.610	13:59:34.935	7 -	45.738	+ 0.622	14:03:27.904
3 -	46.493	+ 1.377	14:00:21.428	8 -	45.116		14:04:13.020
4 -	47.151	+ 2.035	14:01:08.579	9 -	45.296	+ 0.180	14:04:58.316
5 -	45.967	+ 0.851	14:01:54.546				
31	Paul GIBB		Caterham 7 HPC				
1 -	53.935	+ 9.685	13:58:52.952	3 -	44.250		14:00:24.001
2 -	46.799	+ 2.549	13:59:39.751	4 -	44.953	+ 0.703	14:01:08.954
39	William HORNSEY		Peugeot 106 Rallye				
1 -	1:03.134	+ 3.966	13:58:52.013	3 -	59.289	+ 0.121	14:00:53.379
2 -	1:02.077	+ 2.909	13:59:54.090	4 -	59.168		14:01:52.547
40	Jonathan GIBBS		Caterham C400				
1 -	49.338	+ 5.364	13:58:29.997	6 -	45.069	+ 1.095	14:02:22.042
2 -	46.594	+ 2.620	13:59:16.591	7 -	45.215	+ 1.241	14:03:07.257
3 -	44.474	+ 0.500	14:00:01.065	8 -	44.465	+ 0.491	14:03:51.722
4 -	47.453	+ 3.479	14:00:48.518	9 -	43.974		14:04:35.696
5 -	48.455	+ 4.481	14:01:36.973	10 -	44.357	+ 0.383	14:05:20.053
48	Christopher GOULD		Mitsubishi Lancer Evo4				
1 -	1:05.285	+ 8.776	13:58:48.745	4 -	57.344	+ 0.835	14:01:46.272
2 -	58.733	+ 2.224	13:59:47.478	5 -	56.509		14:02:42.781
3 -	1:01.450	+ 4.941	14:00:48.928				
53	Clive GIBBS		Westfield SE1				
1 -	56.997	+ 11.867	13:58:45.886	4 -	45.130		14:01:05.955
2 -	47.904	+ 2.774	13:59:33.790	5 -	46.119	+ 0.989	14:01:52.074
3 -	47.035	+ 1.905	14:00:20.825				
68	Neal GARDINER		Rover Metro				
1 -	1:00.516	+ 9.297	13:58:52.989	5 -	51.356	+ 0.137	14:02:21.180

Car No 8 - Still no working transponder - please fit - Q.12.2.1.

Weather / Track : Cloudy / Dry

Lydden Hill
Circuit Length = 1.0000 miles
Start: 13:57 End: 14:10

John Taylor Handicap Race

QUALIFYING - RACE 10 - LAP ANALYSIS

2 -	54.223	+ 3.004	13:59:47.212	6 -	52.030	+ 0.811	14:03:13.210
3 -	51.318	+ 0.099	14:00:38.530	7 -	52.572	+ 1.353	14:04:05.782
4 -	51.294	+ 0.075	14:01:29.824	8 -	51.219		14:04:57.001
69	Merrick LINNETT			Caterham R500			
1 -	53.265	+ 9.036	13:58:46.445	6 -	45.226	+ 0.997	14:02:31.403
2 -	46.632	+ 2.403	13:59:33.077	7 -	45.540	+ 1.311	14:03:16.943
3 -	44.365	+ 0.136	14:00:17.442	8 -	44.716	+ 0.487	14:04:01.659
4 -	44.229		14:01:01.671	9 -	44.340	+ 0.111	14:04:45.999
5 -	44.506	+ 0.277	14:01:46.177				
96	Nigel CRAIG			Subaru Impreza Turbo 4WD			
1 -	58.346	+ 10.575	13:58:45.312	3 -	47.771		14:00:21.083
2 -	48.000	+ 0.229	13:59:33.312	4 -	49.392	+ 1.621	14:01:10.475

Car No 8 - Still no working transponder - please fit - Q.12.2.1.

Weather / Track : Cloudy / Dry

Lydden Hill
Circuit Length = 1.0000 miles
Start: 13:57 End: 14:10

John Taylor Handicap Race

RACE 10 - CLASSIFICATION

POS	NO	CL	NAME	ENTRY	LAPS	TIME	GAP	DIFF	MPH	BEST	ON
1	68		Neal GARDINER	Rover Metro	12	9:28.059			76.04	50.677	3
2	39		William HORNSEY	Peugeot 106 Rallye	12	9:32.123	4.064	4.064	75.50	51.099	2
3	19		Bruce WILSON	Caterham CSR Superlight	12	9:42.338	14.279	10.215	74.18	44.962	2
4	53		Clive GIBBS	Westfield SE1	12	9:42.703	14.644	0.365	74.13	45.071	10
5	69		Merrick LINNETT	Caterham R500	12	9:45.628	17.569	2.925	73.76	44.229	8
6	4		Ian TURNBULL	Honda S2000	12	9:49.315	21.256	3.687	73.30	51.428	2
7	40		Jonathan GIBBS	Caterham C400	12	9:49.995	21.936	0.680	73.21	44.950	9
8	48		Christopher GOULD	Mitsubishi Lancer Evo4	12	9:58.786	30.727	8.791	72.14	53.467	2
NOT CLASSIFIED											
DNF	45		John HILL	Peugeot 205 GTi	4	2:30.997	8 laps	8 laps	95.36	57.483	2
DNF	24		Alastair HEYS	Westfield Megabus	2	1:57.381	10 laps	2 laps	61.33	45.556	2
FASTEST LAP											
	69		Merrick LINNETT	Caterham R500	8	44.229		81.39 mph		130.98 kph	

Weather / Track : Sunny / Dry
 These results are provisional until the conclusion of any judicial and technical matters.

Lydden Hill
 Circuit Length = 1.0000 miles
 Start: 17:09 End: 17:19

Clerk of Course :		Timekeeper :
-------------------	--	--------------