



SEMSEC

**Lydden Race Meeting
Lydden Hill Circuit**

5th June 2010

Results Provided by Timing Solutions Ltd
www.tsl-timing.com

SEMSEC Sports Racing & Kit Car Championship

QUALIFYING - RACE 1 - CLASSIFICATION

POS	NO	CL	NAME	ENTRY	TIME	ON	LAPS	GAP	DIFF	MPH
1	20	10	Mark BURTON	Jade Trackstar	41.105	4	6			87.57
2	40	9	Mark WHITE	Radical SR3 RS	42.420	19	20	1.315	1.315	84.86
3	80	8	David ENDERBY	Radical SR4	42.964	11	16	1.859	0.544	83.78
4	34	7	Nigel BENT	Caterham CSR 260	43.898	4	11	2.793	0.934	82.00
5	31	7	Paul GIBB	Caterham 7 HPC	44.438	5	17	3.333	0.540	81.00
6	17	6	Doug NEWMAN	Caterham 7 Hibusa	44.566	7	20	3.461	0.128	80.77
7	9	7	Bruce WILSON	CSR Superlight	44.577	9	18	3.472	0.011	80.75
8	42	7	Andy BOURN	Caterham C400	44.749	14	16	3.644	0.172	80.44
9	38	8	Mark BISHOP	Caterham 7	45.374	13	14	4.269	0.625	79.33
10	50	6	Nick COLE	Caterham SLR	45.447	10	10	4.342	0.073	79.21
11	63	6	Jonathan CALLER	Caterham R400	46.183	5	15	5.078	0.736	77.94
12	24	6	Alastair HEYS	Westfield Megabusa	46.432	18	18	5.327	0.249	77.53
13	44	10	Andrew KIMPTON	Jade Trackstar	46.489	16	18	5.384	0.057	77.43
14	53	7	Clive GIBBS	Westfield SE1	46.529	6	12	5.424	0.040	77.36
15	32	6	Steve GARNER	Westfield Megabusa	46.638	8	11	5.533	0.109	77.18

Weather / Track : Sunny / Dry
 These results are provisional until the conclusion of any judicial and technical matters.

Lydden Hill
 Circuit Length = 1.0000 miles
 Start: 12:47 End: 13:03

Clerk of Course :		Timekeeper :
-------------------	--	--------------

SEMSEC Sports Racing & Kit Car Championship

QUALIFYING - RACE 1 - LAP ANALYSIS

9	Bruce WILSON			7 CSR Superlight			
1 -	49.721	+ 5.144	12:48:16.021	10 -	45.721	+ 1.144	12:55:05.889
2 -	47.233	+ 2.656	12:49:03.254	11 -	44.917	+ 0.340	12:55:50.806
3 -	45.829	+ 1.252	12:49:49.083	12 -	44.710	+ 0.133	12:56:35.516
4 -	45.434	+ 0.857	12:50:34.517	13 -	44.988	+ 0.411	12:57:20.504
5 -	45.020	+ 0.443	12:51:19.537	14 -	48.665	+ 4.088	12:58:09.169
6 -	45.485	+ 0.908	12:52:05.022	15 -	53.418	+ 8.841	12:59:02.587
7 -	45.847	+ 1.270	12:52:50.869	16 -	47.007	+ 2.430	12:59:49.594
8 -	44.722	+ 0.145	12:53:35.591	17 -	44.654	+ 0.077	13:00:34.248
9 -	44.577		12:54:20.168	18 -	45.096	+ 0.519	13:01:19.344
17	Doug NEWMAN			6 Caterham 7 Hibusa			
1 -	50.355	+ 5.789	12:48:30.457	11 -	45.290	+ 0.724	12:56:03.690
2 -	47.183	+ 2.617	12:49:17.640	12 -	45.262	+ 0.696	12:56:48.952
3 -	45.233	+ 0.667	12:50:02.873	13 -	45.568	+ 1.002	12:57:34.520
4 -	45.471	+ 0.905	12:50:48.344	14 -	45.858	+ 1.292	12:58:20.378
5 -	44.846	+ 0.280	12:51:33.190	15 -	46.444	+ 1.878	12:59:06.822
6 -	45.002	+ 0.436	12:52:18.192	16 -	45.500	+ 0.934	12:59:52.322
7 -	44.566		12:53:02.758	17 -	45.023	+ 0.457	13:00:37.345
8 -	45.032	+ 0.466	12:53:47.790	18 -	48.599	+ 4.033	13:01:25.944
9 -	45.170	+ 0.604	12:54:32.960	19 -	47.713	+ 3.147	13:02:13.657
10 -	45.440	+ 0.874	12:55:18.400	20 -	54.542	+ 9.976	13:03:08.199
20	Mark BURTON			10 Jade Trackstar			
1 -	47.308	+ 6.203	12:48:10.800	4 -	41.105		12:50:17.734
2 -	44.145	+ 3.040	12:48:54.945	5 -	41.908	+ 0.803	12:50:59.642
3 -	41.684	+ 0.579	12:49:36.629	6 -	41.364	+ 0.259	12:51:41.006
24	Alastair HEYS			6 Westfield Megabusa			
1 -	57.086	+ 10.654	12:48:29.153	10 -	47.497	+ 1.065	12:55:42.409
2 -	49.960	+ 3.528	12:49:19.113	11 -	54.688	+ 8.256	12:56:37.097
3 -	47.520	+ 1.088	12:50:06.633	12 -	47.500	+ 1.068	12:57:24.597
4 -	47.073	+ 0.641	12:50:53.706	13 -	46.881	+ 0.449	12:58:11.478
5 -	50.139	+ 3.707	12:51:43.845	14 -	46.802	+ 0.370	12:58:58.280
6 -	46.864	+ 0.432	12:52:30.709	15 -	47.119	+ 0.687	12:59:45.399
7 -	46.476	+ 0.044	12:53:17.185	16 -	59.580	+ 13.148	13:00:44.979
8 -	47.135	+ 0.703	12:54:04.320	17 -	48.299	+ 1.867	13:01:33.278
9 -	50.592	+ 4.160	12:54:54.912	18 -	46.432		13:02:19.710
31	Paul GIBB			7 Caterham 7 HPC			
1 -	53.715	+ 9.277	12:48:23.313	10 -	45.843	+ 1.405	12:55:10.376
2 -	48.392	+ 3.954	12:49:11.705	11 -	45.375	+ 0.937	12:55:55.751
3 -	45.325	+ 0.887	12:49:57.030	12 -	49.805	+ 5.367	12:56:45.556
4 -	44.789	+ 0.351	12:50:41.819	13 -	45.074	+ 0.636	12:57:30.630
5 -	44.438		12:51:26.257	14 -	44.967	+ 0.529	12:58:15.597
6 -	44.599	+ 0.161	12:52:10.856	15 -	46.443	+ 2.005	12:59:02.040
7 -	44.652	+ 0.214	12:52:55.508	16 -	49.199	+ 4.761	12:59:51.239
8 -	44.467	+ 0.029	12:53:39.975	17 -	44.558	+ 0.120	13:00:35.797
9 -	44.558	+ 0.120	12:54:24.533				
32	Steve GARNER			6 Westfield Megabusa			
1 -	53.787	+ 7.149	12:48:24.830	7 -	46.792	+ 0.154	12:53:10.364
2 -	48.767	+ 2.129	12:49:13.597	8 -	46.638		12:53:57.002
3 -	48.139	+ 1.501	12:50:01.736	9 -	46.879	+ 0.241	12:54:43.881
4 -	47.927	+ 1.289	12:50:49.663	10 -	46.984	+ 0.346	12:55:30.865
5 -	47.086	+ 0.448	12:51:36.749	11 -	47.080	+ 0.442	12:56:17.945
6 -	46.823	+ 0.185	12:52:23.572				
34	Nigel BENT			7 Caterham CSR 260			
1 -	52.298	+ 8.400	12:48:29.956	7 -	44.218	+ 0.320	12:52:57.271
2 -	46.449	+ 2.551	12:49:16.405	8 -	44.055	+ 0.157	12:53:41.326
3 -	44.640	+ 0.742	12:50:01.045	9 -	44.078	+ 0.180	12:54:25.404

Weather / Track : Sunny / Dry

Lydden Hill
Circuit Length = 1.0000 miles
Start: 12:47 End: 13:03

SEMSEC Sports Racing & Kit Car Championship

QUALIFYING - RACE 1 - LAP ANALYSIS

4 -	43.898		12:50:44.943	10 -	44.698	+ 0.800	12:55:10.102
5 -	44.098	+ 0.200	12:51:29.041	11 -	44.785	+ 0.887	12:55:54.887
6 -	44.012	+ 0.114	12:52:13.053				
38	Mark BISHOP		8	Caterham 7			
1 -	1:02.666	+ 17.292	12:48:43.556	8 -	48.820	+ 3.446	12:54:35.836
2 -	53.514	+ 8.140	12:49:37.070	9 -	49.525	+ 4.151	12:55:25.361
3 -	50.515	+ 5.141	12:50:27.585	10 -	46.314	+ 0.940	12:56:11.675
4 -	49.690	+ 4.316	12:51:17.275	11 -	45.996	+ 0.622	12:56:57.671
5 -	50.687	+ 5.313	12:52:07.962	12 -	46.168	+ 0.794	12:57:43.839
6 -	50.836	+ 5.462	12:52:58.798	13 -	45.374		12:58:29.213
7 -	48.218	+ 2.844	12:53:47.016	14 -	55.344	+ 9.970	12:59:24.557
40	Mark WHITE		9	Radical SR3 RS			
1 -	53.971	+ 11.551	12:48:22.687	11 -	44.158	+ 1.738	12:55:42.771
2 -	47.918	+ 5.498	12:49:10.605	12 -	46.170	+ 3.750	12:56:28.941
3 -	43.727	+ 1.307	12:49:54.332	13 -	43.757	+ 1.337	12:57:12.698
4 -	43.414	+ 0.994	12:50:37.746	14 -	42.666	+ 0.246	12:57:55.364
5 -	43.405	+ 0.985	12:51:21.151	15 -	44.447	+ 2.027	12:58:39.811
6 -	44.109	+ 1.689	12:52:05.260	16 -	43.253	+ 0.833	12:59:23.064
7 -	43.743	+ 1.323	12:52:49.003	17 -	42.833	+ 0.413	13:00:05.897
8 -	42.562	+ 0.142	12:53:31.565	18 -	42.545	+ 0.125	13:00:48.442
9 -	44.018	+ 1.598	12:54:15.583	19 -	42.420		13:01:30.862
10 -	43.030	+ 0.610	12:54:58.613	20 -	47.067	+ 4.647	13:02:17.929
42	Andy BOURN		7	Caterham C400			
1 -	59.033	+ 14.284	12:48:34.701	9 -	45.035	+ 0.286	12:57:32.876
2 -	53.496	+ 8.747	12:49:28.197	10 -	45.209	+ 0.460	12:58:18.085
3 -	48.841	+ 4.092	12:50:17.038	11 -	44.821	+ 0.072	12:59:02.906
4 -	48.079	+ 3.330	12:51:05.117	12 -	44.815	+ 0.066	12:59:47.721
5 -	45.989	+ 1.240	12:51:51.106	13 -	44.885	+ 0.136	13:00:32.606
6 -	3:23.599	+ 2:38.850	12:55:14.705	14 -	44.749		13:01:17.355
7 -	47.661	+ 2.912	12:56:02.366	15 -	44.981	+ 0.232	13:02:02.336
8 -	45.475	+ 0.726	12:56:47.841	16 -	45.249	+ 0.500	13:02:47.585
44	Andrew KIMPTON		10	Jade Trackstar			
1 -	58.876	+ 12.387	12:48:40.794	10 -	48.396	+ 1.907	12:55:54.033
2 -	51.297	+ 4.808	12:49:32.091	11 -	47.195	+ 0.706	12:56:41.228
3 -	47.588	+ 1.099	12:50:19.679	12 -	49.132	+ 2.643	12:57:30.360
4 -	48.699	+ 2.210	12:51:08.378	13 -	48.270	+ 1.781	12:58:18.630
5 -	46.961	+ 0.472	12:51:55.339	14 -	47.702	+ 1.213	12:59:06.332
6 -	47.398	+ 0.909	12:52:42.737	15 -	47.395	+ 0.906	12:59:53.727
7 -	47.419	+ 0.930	12:53:30.156	16 -	46.489		13:00:40.216
8 -	48.040	+ 1.551	12:54:18.196	17 -	49.994	+ 3.505	13:01:30.210
9 -	47.441	+ 0.952	12:55:05.637	18 -	47.380	+ 0.891	13:02:17.590
50	Nick COLE		6	Caterham SLR			
1 -	59.210	+ 13.763	12:48:38.376	6 -	46.119	+ 0.672	12:52:36.042
2 -	52.003	+ 6.556	12:49:30.379	7 -	46.130	+ 0.683	12:53:22.172
3 -	46.751	+ 1.304	12:50:17.130	8 -	45.891	+ 0.444	12:54:08.063
4 -	46.961	+ 1.514	12:51:04.091	9 -	45.660	+ 0.213	12:54:53.723
5 -	45.832	+ 0.385	12:51:49.923	10 -	45.447		12:55:39.170
53	Clive GIBBS		7	Westfield SE1			
1 -	58.709	+ 12.180	12:48:34.862	7 -	47.504	+ 0.975	12:53:19.860
2 -	48.786	+ 2.257	12:49:23.648	8 -	46.816	+ 0.287	12:54:06.676
3 -	47.655	+ 1.126	12:50:11.303	9 -	48.603	+ 2.074	12:54:55.279
4 -	47.991	+ 1.462	12:50:59.294	10 -	47.340	+ 0.811	12:55:42.619
5 -	46.533	+ 0.004	12:51:45.827	11 -	48.479	+ 1.950	12:56:31.098
6 -	46.529		12:52:32.356	12 -	46.967	+ 0.438	12:57:18.065
63	Jonathan CALLER		6	Caterham R400			
1 -	56.477	+ 10.294	12:48:29.885	9 -	46.871	+ 0.688	12:54:49.544

Weather / Track : Sunny / Dry

Lydden Hill
Circuit Length = 1.0000 miles
Start: 12:47 End: 13:03

SEMSEC Sports Racing & Kit Car Championship

QUALIFYING - RACE 1 - LAP ANALYSIS


2 -	50.468	+ 4.285	12:49:20.353	10 -	47.964	+ 1.781	12:55:37.508
3 -	46.654	+ 0.471	12:50:07.007	11 -	47.499	+ 1.316	12:56:25.007
4 -	47.210	+ 1.027	12:50:54.217	12 -	47.858	+ 1.675	12:57:12.865
5 -	46.183		12:51:40.400	13 -	47.634	+ 1.451	12:58:00.499
6 -	49.251	+ 3.068	12:52:29.651	14 -	46.644	+ 0.461	12:58:47.143
7 -	46.290	+ 0.107	12:53:15.941	15 -	46.878	+ 0.695	12:59:34.021
8 -	46.732	+ 0.549	12:54:02.673				
80	David ENDERBY			8	Radical SR4		
1 -	56.860	+ 13.896	12:48:27.371	9 -	43.422	+ 0.458	12:54:46.870
2 -	53.066	+ 10.102	12:49:20.437	10 -	43.393	+ 0.429	12:55:30.263
3 -	51.906	+ 8.942	12:50:12.343	11 -	42.964		12:56:13.227
4 -	46.297	+ 3.333	12:50:58.640	12 -	43.278	+ 0.314	12:56:56.505
5 -	43.882	+ 0.918	12:51:42.522	13 -	49.799	+ 6.835	12:57:46.304
6 -	47.538	+ 4.574	12:52:30.060	14 -	54.683	+ 11.719	12:58:40.987
7 -	50.290	+ 7.326	12:53:20.350	15 -	44.472	+ 1.508	12:59:25.459
8 -	43.098	+ 0.134	12:54:03.448	16 -	52.141	+ 9.177	13:00:17.600

Weather / Track : Sunny / Dry

Lydden Hill
Circuit Length = 1.0000 miles
Start: 12:47 End: 13:03

SEMSEC Sports Racing & Kit Car Championship - Race A

RACE 1 - GRID

ROW 8	46.638 32 Steve GARNER	58 Charles HARVEY-KELLY
ROW 7	46.489 44 Andrew KIMPTON	46.529 53 Clive GIBBS
ROW 6	46.183 63 Jonathan CALLER	46.432 24 Alastair HEYS
ROW 5	45.374 38 Mark BISHOP	45.447 50 Nick COLE
ROW 4	44.577 9 Bruce WILSON	44.749 42 Andy BOURN
ROW 3	44.438 31 Paul GIBB	44.566 17 Doug NEWMAN
ROW 2	42.964 80 David ENDERBY	43.898 34 Nigel BENT
ROW 1	41.105 20 Mark BURTON	42.420 40 Mark WHITE
Pole		
		

Lydden Hill
Circuit Length = 1.0000 miles

These results are provisional until the conclusion of any judicial and technical matters.

Clerk of Course :		Timekeeper :

SEMSEC Sports Racing & Kit Car Championship - Race A

RACE 1 - CLASSIFICATION

POS	NO	CL	NAME	ENTRY	LAPS	TIME	GAP	DIFF	MPH	BEST	ON
1	20	10	Mark BURTON	Jade Trackstar	15	10:35.723			84.94	40.350	2
2	40	9	Mark WHITE	Radical SR3 RS	15	10:56.914	21.191	21.191	82.20	42.884	5
3	58	8	Charles HARVEY-KELLY	Radical SR4	15	10:59.952	24.229	3.038	81.82	42.646	9
4	80	8	David ENDERBY	Radical SR4	15	11:05.093	29.370	5.141	81.18	43.356	6
5	38	8	Mark BISHOP	Caterham 7	15	11:14.465	38.742	9.372	80.06	43.839	6
6	31	7	Paul GIBB	Caterham 7 HPC	15	11:17.529	41.806	3.064	79.69	44.388	9
7	34	7	Nigel BENT	Caterham CSR 260	14	10:36.688	1 lap	1 lap	79.15	44.481	5
8	9	7	Bruce WILSON	CSR Superlight	14	10:42.912	1 lap	6.224	78.39	44.967	5
9	42	7	Andy BOURN	Caterham C400	14	10:47.809	1 lap	4.897	77.79	45.171	4
10	17	6	Doug NEWMAN	Caterham 7 Hibusa	14	10:48.332	1 lap	0.523	77.73	44.510	4
11	32	6	Steve GARNER	Westfield Megabusa	14	10:48.940	1 lap	0.608	77.66	45.318	7
12	24	6	Alastair HEYS	Westfield Megabusa	14	10:56.328	1 lap	7.388	76.78	46.156	8
13	50	6	Nick COLE	Caterham SLR	14	10:56.825	1 lap	0.497	76.73	46.106	6
14	53	7	Clive GIBBS	Westfield SE1	14	10:58.600	1 lap	1.775	76.52	46.089	6
15	44	10	Andrew KIMPTON	Jade Trackstar	13	10:46.610	2 laps	1 lap	72.37	46.992	10

NOT CLASSIFIED

DNF	63	6	Jonathan CALLER	Caterham R400	2	1:39.786	13 laps	11 laps	72.15	46.363	2
-----	----	---	-----------------	---------------	---	----------	---------	---------	-------	--------	---

FASTEST LAP

20	10	Mark BURTON	Jade Trackstar	2	40.350	89.21 mph	143.58 kph
58	8	Charles HARVEY-KELLY	Radical SR4	9	42.646	84.41 mph	135.85 kph
40	9	Mark WHITE	Radical SR3 RS	5	42.884	83.94 mph	135.09 kph
31	7	Paul GIBB	Caterham 7 HPC	9	44.388	81.10 mph	130.51 kph
17	6	Doug NEWMAN	Caterham 7 Hibusa	4	44.510	80.87 mph	130.16 kph

Weather / Track : Sunny / Dry

These results are provisional until the conclusion of any judicial and technical matters.

Lydden Hill

Circuit Length = 1.0000 miles

Start: 14:24 End: 14:35

Clerk of Course :	Timekeeper :
-------------------	--------------

SEMSEC Sports Racing & Kit Car Championship - Race A
RACE 1 - LAP CHART

Lap 1			Lap 2			Lap 3			Lap 4			Lap 5		
No	Behind	Laptime	No	Behind	Laptime	No	Behind	Laptime	No	Behind	Laptime	No	Behind	Laptime
20		44.417	20		40.350	20		40.736	20		42.092	20		41.694
34	4.438	48.855	40	7.712	43.427	40	10.251	43.275	44	1 LAP	48.948	44	1 LAP	47.143
40	4.635	49.052	38	8.984	44.155	38	12.217	43.969	40	11.428	43.269	40	12.618	42.884
38	5.179	49.596	34	9.554	45.466	80	12.448	43.582	80	14.426	44.070	80	16.981	44.249
80	5.452	49.869	80	9.602	44.500	34	13.911	45.093	38	15.467	45.342	58	17.706	43.177
9	6.219	50.636	31	11.000	44.965	31	14.829	44.565	58	16.223	43.177	38	18.400	44.627
31	6.385	50.802	9	11.712	45.843	58	15.138	43.741	34	16.988	45.169	34	19.775	44.481
42	6.915	51.332	42	11.998	45.433	9	16.293	45.317	31	17.947	45.210	31	20.650	44.397
58	7.132	51.549	58	12.133	45.351	42	16.657	45.395	9	19.306	45.105	9	22.579	44.967
32	7.468	51.885	32	12.851	45.733	17	17.717	45.138	42	19.736	45.171	42	23.489	45.447
17	8.117	52.534	17	13.315	45.548	32	18.046	45.931	17	20.135	44.510	17	23.644	45.203
24	8.545	52.962	24	14.651	46.456	24	20.580	46.665	32	22.170	46.216	32	26.146	45.670
63	9.006	53.423	63	15.019	46.363	50	20.932	46.279	24	24.933	46.445	24	29.484	46.245
50	9.497	53.914	50	15.389	46.242	53	22.175	46.132	50	25.209	46.369	50	30.025	46.510
53	10.277	54.694	53	16.779	46.852				53	26.369	46.286	53	30.835	46.160
44	16.360	1:00.777	44	37.448	1:01.438									

Weather / Track : Sunny / Dry

Lydden Hill
 Circuit Length = 1.0000 miles
 Start: 14:24 End: 14:35

SEMSEC Sports Racing & Kit Car Championship - Race A

RACE 1 - LAP CHART

Lap 6			Lap 7			Lap 8			Lap 9			Lap 10		
No	Behind	Laptime	No	Behind	Laptime	No	Behind	Laptime	No	Behind	Laptime	No	Behind	Laptime
20		41.315	20		42.095	20		42.141	20		43.202	20		42.868
40	14.358	43.055	40	15.468	43.205	40	16.596	43.269	53	1 LAP	46.763	24	1 LAP	47.087
44	1 LAP	47.808	80	20.615	43.688	58	22.258	43.303	40	16.677	43.283	50	1 LAP	46.934
80	19.022	43.356	58	21.096	43.684	80	23.023	44.549	58	21.702	42.646	53	1 LAP	46.541
58	19.507	43.116	44	1 LAP	48.610	38	27.277	44.713	80	23.601	43.780	40	17.220	43.411
38	20.924	43.839	38	24.705	45.876	44	1 LAP	47.873	38	28.585	44.510	58	21.671	42.837
34	23.223	44.763	34	26.270	45.142	31	29.543	45.242	31	30.729	44.388	80	24.508	43.775
31	23.876	44.541	31	26.442	44.661	34	29.890	45.761	44	1 LAP	47.169	38	30.333	44.616
9	26.580	45.316	9	29.885	45.400	9	32.864	45.120	34	32.157	45.469	31	32.586	44.725
17	27.019	44.690	17	30.288	45.364	17	33.269	45.122	17	35.232	45.165	34	34.824	45.535
42	28.193	46.019	42	32.028	45.930	42	35.830	45.943	9	35.554	45.892	44	1 LAP	47.260
32	30.380	45.549	32	33.603	45.318	32	37.015	45.553	42	39.086	46.458	17	37.335	44.971
24	34.458	46.289	24	38.559	46.196	24	42.574	46.156	32	39.577	45.764	9	38.220	45.534
50	34.816	46.106	50	38.834	46.113	50	43.000	46.307				42	42.249	46.031
53	35.609	46.089	53	39.708	46.194							32	42.740	46.031

Weather / Track : Sunny / Dry

Lydden Hill
 Circuit Length = 1.0000 miles
 Start: 14:24 End: 14:35

SEMSEC Sports Racing & Kit Car Championship - Race A


RACE 1 - LAP CHART

Lap 11			Lap 12			Lap 13			Lap 14			Lap 15		
No	Behind	Laptime	No	Behind	Laptime	No	Behind	Laptime	No	Behind	Laptime	No	Behind	Laptime
20		42.754	20		45.510	20		42.527	20		42.899	20		41.123
24	1 LAP	46.270	42	1 LAP	46.513	42	1 LAP	46.222	9	1 LAP	46.359	34	1 LAP	45.828
50	1 LAP	46.354	32	1 LAP	46.620	32	1 LAP	46.321	44	2 LAPS	47.949	9	1 LAP	46.229
53	1 LAP	46.194	24	1 LAP	46.380	24	1 LAP	46.572	42	1 LAP	46.169	44	2 LAPS	47.048
40	17.644	43.178	50	1 LAP	46.315	50	1 LAP	46.627	32	1 LAP	45.909	42	1 LAP	45.746
58	22.213	43.296	53	1 LAP	46.650	53	1 LAP	46.203	17	1 LAP	54.893	17	1 LAP	45.137
80	25.227	43.473	40	15.541	43.407	40	16.833	43.819	24	1 LAP	46.230	32	1 LAP	46.440
38	32.054	44.475	58	20.063	43.360	58	20.860	43.324	50	1 LAP	46.282	24	1 LAP	46.375
31	34.562	44.730	80	23.417	43.700	80	25.122	44.232	53	1 LAP	46.675	50	1 LAP	46.473
34	37.141	45.071	38	30.780	44.236	38	33.342	45.089	40	16.985	43.051	40	21.191	45.329
17	39.637	45.056	31	33.828	44.776	31	35.961	44.660	58	21.321	43.360	53	1 LAP	47.167
44	1 LAP	46.992	34	36.560	44.929	34	39.159	45.126	80	26.176	43.953	58	24.229	44.031
9	41.056	45.590	17	39.128	45.001				38	34.798	44.355	80	29.370	44.317
			9	41.150	45.604				31	37.485	44.423	38	38.742	45.067
			44	1 LAP	47.595							31	41.806	45.444

Weather / Track : Sunny / Dry

Lydden Hill
 Circuit Length = 1.0000 miles
 Start: 14:24 End: 14:35

SEMSEC Sports Racing & Kit Car Championship - Race B
RACE 4 - GRID

ROW 8	44 Andrew KIMPTON	63 Jonathan CALLER
ROW 7	50 Nick COLE	53 Clive GIBBS
ROW 6	32 Steve GARNER	24 Alastair HEYS
ROW 5	42 Andy BOURN	17 Doug NEWMAN
ROW 4	34 Nigel BENT	9 Bruce WILSON
ROW 3	38 Mark BISHOP	31 Paul GIBB
ROW 2	58 Charles HARVEY-KELLY	80 David ENDERBY
ROW 1	20 Mark BURTON	40 Mark WHITE
Pole		
		

Lydden Hill
 Circuit Length = 1.0000 miles

These results are provisional until the conclusion of any judicial and technical matters.

Clerk of Course :		Timekeeper :

SEMSEC Sports Racing & Kit Car Championship - Race B

RACE 4 - CLASSIFICATION

POS	NO	CL	NAME	ENTRY	LAPS	TIME	GAP	DIFF	MPH	BEST	ON
1	20	10	Mark BURTON	Jade Trackstar	18	12:37.376			85.55	40.306	2
2	40	9	Mark WHITE	Radical SR3 RS	18	13:12.485	35.109	35.109	81.76	42.606	13
3	58	8	Charles HARVEY-KELLY	Radical SR4	18	13:16.846	39.470	4.361	81.31	42.588	3
4	80	8	David ENDERBY	Radical SR4	18	13:20.254	42.878	3.408	80.97	43.813	12
5	31	7	Paul GIBB	Caterham 7 HPC	17	12:50.357	1 lap	1 lap	79.44	44.548	3
6	17	6	Doug NEWMAN	Caterham 7 Hibusa	17	12:51.053	1 lap	0.696	79.36	44.530	15
7	34	7	Nigel BENT	Caterham CSR 260	17	12:59.043	1 lap	7.990	78.55	44.418	8
8	42	7	Andy BOURN	Caterham C400	17	13:00.883	1 lap	1.840	78.37	44.826	4
9	32	6	Steve GARNER	Westfield Megabusa	17	13:02.832	1 lap	1.949	78.17	44.857	4
10	9	7	Bruce WILSON	CSR Superlight	17	13:04.301	1 lap	1.469	78.02	45.111	14
11	24	6	Alastair HEYS	Westfield Megabusa	17	13:15.208	1 lap	10.907	76.95	45.580	2
12	50	6	Nick COLE	Caterham SLR	17	13:15.832	1 lap	0.624	76.89	45.494	14
13	53	7	Clive GIBBS	Westfield SE1	16	12:37.404	2 laps	1 lap	76.04	46.200	3
14	44	10	Andrew KIMPTON	Jade Trackstar	16	12:38.538	2 laps	1.134	75.93	45.806	4

FASTEST LAP

20	10	Mark BURTON	Jade Trackstar	2	40.306	89.31 mph	143.73 kph
58	8	Charles HARVEY-KELLY	Radical SR4	3	42.588	84.52 mph	136.03 kph
40	9	Mark WHITE	Radical SR3 RS	13	42.606	84.49 mph	135.97 kph
34	7	Nigel BENT	Caterham CSR 260	8	44.418	81.04 mph	130.43 kph
17	6	Doug NEWMAN	Caterham 7 Hibusa	15	44.530	80.84 mph	130.10 kph

Weather / Track : Sunny / Dry

These results are provisional until the conclusion of any judicial and technical matters.

Lydden Hill

Circuit Length = 1.0000 miles

Start: 15:28 End: 15:42

Clerk of Course :

Timekeeper :

SEMSEC Sports Racing & Kit Car Championship - Race B

RACE 4 - LAP CHART

Lap 1			Lap 2			Lap 3			Lap 4			Lap 5		
No	Behind	Laptime	No	Behind	Laptime	No	Behind	Laptime	No	Behind	Laptime	No	Behind	Laptime
20		44.782	20		40.306	20		40.801	20		40.606	20		42.102
58	3.114	47.896	58	6.101	43.293	58	7.888	42.588	58	11.265	43.983	58	12.612	43.449
40	3.780	48.562	40	6.520	43.046	40	8.501	42.782	40	11.487	43.592	40	13.037	43.652
80	4.487	49.269	80	8.289	44.108	80	11.346	43.858	80	14.958	44.218	80	17.214	44.358
9	5.772	50.554	31	11.343	45.613	31	15.090	44.548	31	19.168	44.684	31	21.775	44.709
31	6.036	50.818	9	11.626	46.160	17	15.692	44.682	17	19.710	44.624	17	22.343	44.735
17	6.563	51.345	17	11.811	45.554	42	17.001	45.679	42	21.221	44.826	42	24.698	45.579
42	6.692	51.474	42	12.123	45.737	32	17.570	46.091	32	21.821	44.857	32	27.037	47.318
32	7.068	51.850	32	12.280	45.518	9	18.263	47.438	9	23.507	45.850	9	27.565	46.160
34	7.476	52.258	34	12.571	45.401	34	18.448	46.678	34	23.859	46.017	34	27.798	46.041
24	8.208	52.990	24	13.482	45.580	24	18.807	46.126	24	24.238	46.037	24	27.973	45.837
53	8.774	53.556	53	14.874	46.406	53	20.273	46.200	53	25.884	46.217	53	30.467	46.685
50	9.022	53.804	50	15.522	46.806	50	20.564	45.843	50	26.300	46.342	50	30.691	46.493
44	9.552	54.334	44	16.117	46.871	44	21.698	46.382	44	26.898	45.806	44	31.102	46.306

Weather / Track : Sunny / Dry

Lydden Hill
 Circuit Length = 1.0000 miles
 Start: 15:28 End: 15:42

SEMSEC Sports Racing & Kit Car Championship - Race B

RACE 4 - LAP CHART

Lap 6			Lap 7			Lap 8			Lap 9			Lap 10		
No	Behind	Laptime	No	Behind	Laptime	No	Behind	Laptime	No	Behind	Laptime	No	Behind	Laptime
20		41.177	20		41.419	20		41.477	20		42.161	20		43.252
58	14.849	43.414	58	16.391	42.961	44	1 LAP	47.282	24	1 LAP	46.751	9	1 LAP	46.316
40	15.097	43.237	40	16.707	43.029	58	17.816	42.902	53	1 LAP	46.954	24	1 LAP	46.404
80	20.044	44.007	80	22.806	44.181	40	18.040	42.810	50	1 LAP	46.786	53	1 LAP	46.973
31	25.659	45.061	31	29.146	44.906	80	25.406	44.077	44	1 LAP	46.570	50	1 LAP	47.184
17	26.147	44.981	17	29.565	44.837	31	32.814	45.145	58	19.137	43.482	44	1 LAP	47.060
42	28.494	44.973	42	32.881	45.806	17	33.440	45.352	40	26.021	50.142	58	19.475	43.590
32	30.825	44.965	32	34.655	45.249	42	37.208	45.804	80	27.820	44.575	40	25.718	42.949
9	32.236	45.848	34	36.229	45.315	32	38.679	45.501	31	35.490	44.837	80	28.941	44.373
34	32.333	45.712	9	36.815	45.998	34	39.170	44.418	17	36.183	44.904	31	37.110	44.872
24	32.977	46.181	24	37.603	46.045	9	41.442	46.104	42	40.577	45.530	17	37.571	44.640
53	35.834	46.544	53	41.120	46.705				34	42.628	45.619	42	43.330	46.005
50	36.195	46.681	50	41.377	46.601				32	42.867	46.349			
44	36.542	46.617												

Weather / Track : Sunny / Dry

Lydden Hill
Circuit Length = 1.0000 miles
Start: 15:28 End: 15:42

SEMSEC Sports Racing & Kit Car Championship - Race B

RACE 4 - LAP CHART

Lap 11			Lap 12			Lap 13			Lap 14			Lap 15		
No	Behind	Laptime	No	Behind	Laptime	No	Behind	Laptime	No	Behind	Laptime	No	Behind	Laptime
20		43.563	20		42.444	20		42.255	20		43.540	20		42.601
34	1 LAP	45.325	34	1 LAP	44.812	34	1 LAP	45.377	31	1 LAP	45.675	31	1 LAP	44.860
32	1 LAP	46.351	42	1 LAP	46.339	42	1 LAP	45.772	17	1 LAP	45.261	17	1 LAP	44.794
9	1 LAP	45.599	32	1 LAP	45.272	32	1 LAP	45.528	34	1 LAP	44.895	34	1 LAP	45.228
24	1 LAP	46.735	9	1 LAP	45.258	9	1 LAP	45.469	42	1 LAP	45.420	42	1 LAP	45.406
50	1 LAP	45.736	24	1 LAP	46.757	24	1 LAP	46.322	32	1 LAP	45.408	32	1 LAP	45.942
53	1 LAP	47.007	50	1 LAP	45.609	50	1 LAP	45.925	9	1 LAP	45.221	9	1 LAP	45.111
44	1 LAP	46.529	53	1 LAP	46.593	53	1 LAP	46.738	24	1 LAP	46.464	24	1 LAP	46.170
58	19.706	43.794	44	1 LAP	46.435	44	1 LAP	46.824	50	1 LAP	45.758	50	1 LAP	45.494
40	25.050	42.895	58	21.058	43.796	58	22.803	44.000	58	23.799	44.536	58	26.160	44.962
80	29.520	44.142	40	25.800	43.194	40	26.151	42.606	53	1 LAP	48.241	40	28.220	45.210
31	38.505	44.958	80	30.889	43.813	80	32.664	44.030	44	1 LAP	48.093	53	1 LAP	47.846
17	38.799	44.791	31	40.856	44.795				40	25.611	43.000	44	1 LAP	48.095
			17	42.163	45.808				80	33.273	44.149	80	34.491	43.819

Weather / Track : Sunny / Dry

Lydden Hill
 Circuit Length = 1.0000 miles
 Start: 15:28 End: 15:42

SEMSEC Sports Racing & Kit Car Championship - Race B
RACE 4 - LAP CHART

Lap 16			Lap 17			Lap 18		
No	Behind	Laptime	No	Behind	Laptime	No	Behind	Laptime
20		42.032	20		41.647	20		41.211
31	1 LAP	44.831	31	1 LAP	45.080	53	2 LAPS	47.807
17	1 LAP	44.530	17	1 LAP	45.158	44	2 LAPS	48.477
34	1 LAP	45.192	34	1 LAP	45.325	31	1 LAP	44.965
42	1 LAP	45.574	42	1 LAP	45.488	17	1 LAP	45.057
32	1 LAP	45.619	32	1 LAP	45.320	34	1 LAP	45.430
9	1 LAP	45.406	9	1 LAP	45.605	42	1 LAP	45.471
24	1 LAP	46.396	58	31.478	44.547	32	1 LAP	45.694
50	1 LAP	46.165	40	31.742	44.499	9	1 LAP	46.204
58	28.578	44.450	24	1 LAP	47.623	40	35.109	44.578
40	28.890	42.702	50	1 LAP	47.599	24	1 LAP	46.790
53	1 LAP	46.932	80	39.874	44.997	50	1 LAP	47.006
44	1 LAP	46.857				58	39.470	49.203
80	36.524	44.065				80	42.878	44.215

Weather / Track : Sunny / Dry

Lydden Hill
 Circuit Length = 1.0000 miles
 Start: 15:28 End: 15:42

SEMSEC Saloon & Sports Car Championship

QUALIFYING - RACE 2 - CLASSIFICATION

POS	NO	CL	NAME	ENTRY	TIME	ON	LAPS	GAP	DIFF	MPH
1	26	4	Bill RICHARDS	Metro Cosworth	45.370	5	7			79.34
2	8	4	Cliff FINN	Ginetta G12	45.860	4	11	0.490	0.490	78.49
3	49	4	Steve WATERMAN	Toyota Starlet	46.981	11	11	1.611	1.121	76.62
4	12	2	David FULLER	MG Midget	47.028	3	16	1.658	0.047	76.54
5	11	3	Steve WEATHERLEY	Ford Sierra Sapphire	47.168	6	8	1.798	0.140	76.32
6	96	3	Nigel CRAIG	Ford Escort RS2000	47.813	6	8	2.443	0.645	75.29
7	71	3	Tony SKELTON	Renault Clio	48.568	8	8	3.198	0.755	74.12
8	27	2	Stuart GIBBONS	Ginetta G20	49.683	11	15	4.313	1.115	72.45
9	13	2	Mary GRINHAM	Rover/Maguire Mini	49.743	9	12	4.373	0.060	72.36
10	22	1	Tristram BARDEN	Rover Mini	49.801	4	10	4.431	0.058	72.28
11	86	3	Steve GOVETT	Honda Prelude	50.895	8	8	5.525	1.094	70.73
12	80	3	Ashley DAVIES	Renault Clio	50.904	6	13	5.534	0.009	70.71
13	7	2	Peter OSBORNE	Renault Clio16v	51.528	9	13	6.158	0.624	69.86
14	48	2	Christopher GOULD	VW Golf Gti MkII	54.386	9	9	9.016	2.858	66.19
15	41	2	Kieron LEHANE	Ford Fiesta	1:04.741	1	1	19.371	10.355	55.60

Weather / Track : Sunny / Dry
 These results are provisional until the conclusion of any judicial and technical matters.

Lydden Hill
 Circuit Length = 1.0000 miles
 Start: 13:08 End: 13:22

Clerk of Course :		Timekeeper :
-------------------	--	--------------

SEMSEC Saloon & Sports Car Championship

QUALIFYING - RACE 2 - LAP ANALYSIS

7	Peter OSBORNE			2 Renault Clio16v			
1 -	1:05.261	+ 13.733	13:09:21.631	8 -	55.586	+ 4.058	13:15:43.440
2 -	59.040	+ 7.512	13:10:20.671	9 -	51.528		13:16:34.968
3 -	53.080	+ 1.552	13:11:13.751	10 -	57.906	+ 6.378	13:17:32.874
4 -	51.837	+ 0.309	13:12:05.588	11 -	58.418	+ 6.890	13:18:31.292
5 -	52.059	+ 0.531	13:12:57.647	12 -	56.078	+ 4.550	13:19:27.370
6 -	51.864	+ 0.336	13:13:49.511	13 -	1:00.913	+ 9.385	13:20:28.283
7 -	58.343	+ 6.815	13:14:47.854				
8	Cliff FINN			4 Ginetta G12			
1 -	54.891	+ 9.031	13:09:13.980	7 -	46.258	+ 0.398	13:13:52.652
2 -	47.131	+ 1.271	13:10:01.111	8 -	46.653	+ 0.793	13:14:39.305
3 -	45.973	+ 0.113	13:10:47.084	9 -	58.925	+ 13.065	13:15:38.230
4 -	45.860		13:11:32.944	10 -	52.858	+ 6.998	13:16:31.088
5 -	46.976	+ 1.116	13:12:19.920	11 -	48.049	+ 2.189	13:17:19.137
6 -	46.474	+ 0.614	13:13:06.394				
11	Steve WEATHERLEY			3 Ford Sierra Sapphire			
1 -	1:04.781	+ 17.613	13:09:23.852	5 -	47.664	+ 0.496	13:12:42.869
2 -	54.112	+ 6.944	13:10:17.964	6 -	47.168		13:13:30.037
3 -	49.418	+ 2.250	13:11:07.382	7 -	47.944	+ 0.776	13:14:17.981
4 -	47.823	+ 0.655	13:11:55.205	8 -	50.281	+ 3.113	13:15:08.262
12	David FULLER			2 MG Midget			
1 -	1:25.255	+ 38.227	13:09:49.146	9 -	47.711	+ 0.683	13:16:12.879
2 -	49.801	+ 2.773	13:10:38.947	10 -	47.525	+ 0.497	13:17:00.404
3 -	47.028		13:11:25.975	11 -	47.594	+ 0.566	13:17:47.998
4 -	47.500	+ 0.472	13:12:13.475	12 -	47.579	+ 0.551	13:18:35.577
5 -	47.416	+ 0.388	13:13:00.891	13 -	48.571	+ 1.543	13:19:24.148
6 -	47.367	+ 0.339	13:13:48.258	14 -	47.456	+ 0.428	13:20:11.604
7 -	48.887	+ 1.859	13:14:37.145	15 -	47.721	+ 0.693	13:20:59.325
8 -	48.023	+ 0.995	13:15:25.168	16 -	47.520	+ 0.492	13:21:46.845
13	Mary GRINHAM			2 Rover/Maguire Mini			
1 -	1:02.525	+ 12.782	13:09:26.943	7 -	50.446	+ 0.703	13:14:36.355
2 -	54.648	+ 4.905	13:10:21.591	8 -	50.412	+ 0.669	13:15:26.767
3 -	51.771	+ 2.028	13:11:13.362	9 -	49.743		13:16:16.510
4 -	51.293	+ 1.550	13:12:04.655	10 -	50.040	+ 0.297	13:17:06.550
5 -	50.253	+ 0.510	13:12:54.908	11 -	49.867	+ 0.124	13:17:56.417
6 -	51.001	+ 1.258	13:13:45.909	12 -	50.693	+ 0.950	13:18:47.110
22	Tristram BARDEN			1 Rover Mini			
1 -	59.079	+ 9.278	13:09:13.955	6 -	51.368	+ 1.567	13:13:27.668
2 -	52.617	+ 2.816	13:10:06.572	7 -	49.809	+ 0.008	13:14:17.477
3 -	50.043	+ 0.242	13:10:56.615	8 -	53.515	+ 3.714	13:15:10.992
4 -	49.801		13:11:46.416	9 -	50.714	+ 0.913	13:16:01.706
5 -	49.884	+ 0.083	13:12:36.300	10 -	50.134	+ 0.333	13:16:51.840
26	Bill RICHARDS			4 Metro Cosworth			
1 -	1:01.240	+ 15.870	13:09:27.103	5 -	45.370		13:12:37.281
2 -	50.781	+ 5.411	13:10:17.884	6 -	46.724	+ 1.354	13:13:24.005
3 -	48.017	+ 2.647	13:11:05.901	7 -	45.602	+ 0.232	13:14:09.607
4 -	46.010	+ 0.640	13:11:51.911				
27	Stuart GIBBONS			2 Ginetta G20			
1 -	1:03.942	+ 14.259	13:09:30.512	9 -	50.620	+ 0.937	13:16:20.763
2 -	53.933	+ 4.250	13:10:24.445	10 -	49.837	+ 0.154	13:17:10.600
3 -	51.234	+ 1.551	13:11:15.679	11 -	49.683		13:18:00.283
4 -	50.647	+ 0.964	13:12:06.326	12 -	49.820	+ 0.137	13:18:50.103
5 -	50.646	+ 0.963	13:12:56.972	13 -	50.539	+ 0.856	13:19:40.642
6 -	49.980	+ 0.297	13:13:46.952	14 -	49.972	+ 0.289	13:20:30.614
7 -	51.988	+ 2.305	13:14:38.940	15 -	50.386	+ 0.703	13:21:21.000

Weather / Track : Sunny / Dry

Lydden Hill
Circuit Length = 1.0000 miles
Start: 13:08 End: 13:22

SEMSEC Saloon & Sports Car Championship

QUALIFYING - RACE 2 - LAP ANALYSIS


8 -	51.203	+ 1.520	13:15:30.143			
41	Kieron LEHANE		2		Ford Fiesta	
1 -	1:04.741		13:09:32.010			
48	Christopher GOULD		2		VW Golf Gti MkII	
1 -	1:11.032	+ 16.646	13:09:28.606	6 -	55.640	+ 1.254
2 -	58.105	+ 3.719	13:10:26.711	7 -	58.288	+ 3.902
3 -	56.607	+ 2.221	13:11:23.318	8 -	56.150	+ 1.764
4 -	56.789	+ 2.403	13:12:20.107	9 -	54.386	
5 -	55.168	+ 0.782	13:13:15.275			13:16:59.739
49	Steve WATERMAN		4		Toyota Starlet	
1 -	1:02.895	+ 15.914	13:09:24.541	7 -	47.322	+ 0.341
2 -	53.930	+ 6.949	13:10:18.471	8 -	48.473	+ 1.492
3 -	50.695	+ 3.714	13:11:09.166	9 -	47.090	+ 0.109
4 -	47.600	+ 0.619	13:11:56.766	10 -	47.479	+ 0.498
5 -	47.335	+ 0.354	13:12:44.101	11 -	46.981	
6 -	47.140	+ 0.159	13:13:31.241			13:17:28.586
71	Tony SKELTON		3		Renault Clio	
1 -	59.876	+ 11.308	13:09:23.011	5 -	49.604	+ 1.036
2 -	53.935	+ 5.367	13:10:16.946	6 -	48.815	+ 0.247
3 -	49.443	+ 0.875	13:11:06.389	7 -	49.709	+ 1.141
4 -	49.264	+ 0.696	13:11:55.653	8 -	48.568	
80	Ashley DAVIES		3		Renault Clio	
1 -	1:28.126	+ 37.222	13:09:52.176	8 -	51.026	+ 0.122
2 -	59.142	+ 8.238	13:10:51.318	9 -	51.827	+ 0.923
3 -	51.950	+ 1.046	13:11:43.268	10 -	51.940	+ 1.036
4 -	51.035	+ 0.131	13:12:34.303	11 -	54.872	+ 3.968
5 -	51.375	+ 0.471	13:13:25.678	12 -	51.190	+ 0.286
6 -	50.904		13:14:16.582	13 -	51.055	+ 0.151
7 -	52.746	+ 1.842	13:15:09.328			13:20:21.238
86	Steve GOVETT		3		Honda Prelude	
1 -	1:02.558	+ 11.663	13:09:22.139	5 -	51.055	+ 0.160
2 -	55.463	+ 4.568	13:10:17.602	6 -	52.324	+ 1.429
3 -	53.678	+ 2.783	13:11:11.280	7 -	51.793	+ 0.898
4 -	51.804	+ 0.909	13:12:03.084	8 -	50.895	
96	Nigel CRAIG		3		Ford Escort RS2000	
1 -	1:00.788	+ 12.975	13:09:16.417	5 -	51.906	+ 4.093
2 -	52.740	+ 4.927	13:10:09.157	6 -	47.813	
3 -	52.138	+ 4.325	13:11:01.295	7 -	1:01.612	+ 13.799
4 -	48.328	+ 0.515	13:11:49.623	8 -	48.194	+ 0.381

Weather / Track : Sunny / Dry

Lydden Hill
Circuit Length = 1.0000 miles
Start: 13:08 End: 13:22

SEMSEC Saloon & Sports Car Championship - Race A

RACE 2 - GRID

ROW 8	1:04.741 41 Kieron LEHANE	
ROW 7	51.528 7 Peter OSBORNE	54.386 48 Christopher GOULD
ROW 6	50.895 86 Steve GOVETT	50.904 80 Ashley DAVIES
ROW 5	49.743 13 Mary GRINHAM	49.801 22 Tristram BARDEN
ROW 4	48.568 71 Tony SKELTON	49.683 27 Stuart GIBBONS
ROW 3	47.168 11 Steve WEATHERLEY	47.813 96 Nigel CRAIG
ROW 2	46.981 49 Steve WATERMAN	47.028 12 David FULLER
ROW 1	45.370 26 Bill RICHARDS	45.860 8 Cliff FINN
Pole		
		

Lydden Hill
Circuit Length = 1.0000 miles

These results are provisional until the conclusion of any judicial and technical matters.

Clerk of Course :		Timekeeper :

SEMSEC Saloon & Sports Car Championship - Race A

RACE 2 - CLASSIFICATION

POS	NO	CL	NAME	ENTRY	LAPS	TIME	GAP	DIFF	MPH	BEST	ON
1	26	4	Bill RICHARDS	Metro Cosworth	15	11:41.179			77.01	45.703	3
2	8	4	Cliff FINN	Ginetta G12	15	11:42.808	1.629	1.629	76.83	45.975	4
3	11	3	Steve WEATHERLEY	Ford Sierra Sapphire	15	11:56.940	15.761	14.132	75.31	46.934	4
4	49	4	Steve WATERMAN	Toyota Starlet	15	11:58.867	17.688	1.927	75.11	47.009	4
5	96	3	Nigel CRAIG	Ford Escort RS2000	15	12:20.560	39.381	21.693	72.91	47.848	4
6	13	2	Mary GRINHAM	Rover/Maguire Mini	14	11:47.669	1 lap	1 lap	71.21	49.091	3
7	71	3	Tony SKELTON	Renault Clio	14	12:00.625	1 lap	12.956	69.93	48.578	4
8	22	1	Tristam BARDEN	Rover Mini	14	12:03.634	1 lap	3.009	69.64	50.106	13
9	86	3	Steve GOVETT	Honda Prelude	14	12:08.395	1 lap	4.761	69.19	50.889	2
10	27	2	Stuart GIBBONS	Ginetta G20	14	12:08.851	1 lap	0.456	69.14	50.755	2
11	7	2	Peter OSBORNE	Renault Clio16v	14	12:10.554	1 lap	1.703	68.98	50.954	4
12	48	2	Christopher GOULD	VW Golf Gti MkII	13	12:05.884	2 laps	1 lap	64.47	54.362	8

NOT CLASSIFIED

DNF	12	2	David FULLER	MG Midget	7	5:29.440	8 laps	6 laps	76.49	46.270	4
DNF	80	3	Ashley DAVIES	Renault Clio	5	4:23.396	10 laps	2 laps	68.33	50.819	3
DNF	41	2	Kieron LEHANE	Ford Fiesta	1	1:02.343	14 laps	4 laps	57.74		

FASTEST LAP

26	4	Bill RICHARDS	Metro Cosworth	3	45.703	78.76 mph	126.76 kph
12	2	David FULLER	MG Midget	4	46.270	77.80 mph	125.21 kph
11	3	Steve WEATHERLEY	Ford Sierra Sapphire	4	46.934	76.70 mph	123.43 kph
22	1	Tristam BARDEN	Rover Mini	13	50.106	71.84 mph	115.62 kph

Weather / Track : Sunny / Dry
 These results are provisional until the conclusion of any judicial and technical matters.

Lydden Hill
 Circuit Length = 1.0000 miles
 Start: 14:45 End: 14:58

Clerk of Course :	Timekeeper :
-------------------	--------------

SEMSEC Saloon & Sports Car Championship - Race A
RACE 2 - LAP CHART

Lap 1			Lap 2			Lap 3			Lap 4			Lap 5		
No	Behind	Laptime	No	Behind	Laptime	No	Behind	Laptime	No	Behind	Laptime	No	Behind	Laptime
8		50.138	8		46.188	26		45.703	26		45.910	26		46.127
26	0.242	50.380	26	0.478	46.424	8	0.890	47.071	8	0.955	45.975	8	0.945	46.117
12	0.869	51.007	12	1.156	46.475	12	1.430	46.455	12	1.790	46.270	12	1.956	46.293
49	2.548	52.686	49	3.624	47.264	49	5.782	48.339	49	6.881	47.009	49	8.157	47.403
96	3.592	53.730	11	5.290	47.067	11	6.243	47.134	11	7.267	46.934	11	8.346	47.206
11	4.411	54.549	96	6.305	48.901	96	8.540	48.416	96	10.478	47.848	96	12.403	48.052
13	6.602	56.740	13	9.583	49.169	13	12.493	49.091	13	16.199	49.616	13	19.706	49.634
86	7.329	57.467	86	12.030	50.889	86	17.102	51.253	86	22.512	51.320	86	28.216	51.831
27	8.048	58.186	27	12.615	50.755	27	17.576	51.142	27	22.880	51.214	27	28.644	51.891
80	8.311	58.449	22	13.695	51.284	22	17.970	50.456	22	23.365	51.305	80	28.852	51.427
22	8.599	58.737	80	13.759	51.636	80	18.397	50.819	80	23.552	51.065	22	28.889	51.651
7	9.107	59.245	7	14.037	51.118	7	18.992	51.136	7	24.036	50.954	7	29.410	51.501
41	12.205	1:02.343	48	22.750	55.211	71	27.645	48.691	71	30.313	48.578	71	33.095	48.909
48	13.727	1:03.865	71	25.135	49.197	48	31.075	54.506	48	40.027	54.862			
71	22.126	1:12.264												

Weather / Track : Sunny / Dry

Lydden Hill
 Circuit Length = 1.0000 miles
 Start: 14:45 End: 14:58

SEMSEC Saloon & Sports Car Championship - Race A

RACE 2 - LAP CHART

Lap 6			Lap 7			Lap 8			Lap 9			Lap 10		
No	Behind	Laptime	No	Behind	Laptime	No	Behind	Laptime	No	Behind	Laptime	No	Behind	Laptime
26		45.732	26		45.945	26		46.249	26		48.218	26		47.283
8	1.444	46.231	8	1.515	46.016	8	1.493	46.227	7	1 LAP	53.187	8	1.171	48.030
12	2.594	46.370	12	3.219	46.570	11	11.951	47.304	8	0.424	47.149	86	1 LAP	51.462
48	1 LAP	55.976	11	10.896	47.057	49	13.494	48.082	11	11.009	47.276	22	1 LAP	51.349
11	9.784	47.170	49	11.661	47.233	96	21.232	49.592	49	12.855	47.579	27	1 LAP	51.315
49	10.373	47.948	48	1 LAP	54.553	48	1 LAP	55.897	96	22.922	49.908	71	1 LAP	50.502
96	15.476	48.805	96	17.889	48.358	13	30.967	50.418	48	1 LAP	54.362	7	1 LAP	51.833
13	23.353	49.379	13	26.798	49.390	86	45.981	51.845	13	33.006	50.257	11	10.851	47.125
86	34.301	51.817	86	40.385	52.029	22	46.518	51.568				49	12.817	47.245
27	34.823	51.911	71	40.666	50.640	27	46.858	52.236				96	24.844	49.205
22	35.145	51.988	27	40.871	51.993	71	47.928	53.511				13	37.082	51.359
7	35.733	52.055	22	41.199	51.999							48	1 LAP	56.538
71	35.971	48.608	7	41.502	51.714									

Weather / Track : Sunny / Dry

Lydden Hill
 Circuit Length = 1.0000 miles
 Start: 14:45 End: 14:58

SEMSEC Saloon & Sports Car Championship - Race A

RACE 2 - LAP CHART


Lap 11			Lap 12			Lap 13			Lap 14			Lap 15		
No	Behind	Laptime	No	Behind	Laptime	No	Behind	Laptime	No	Behind	Laptime	No	Behind	Laptime
26		45.768	26		46.165	26		46.755	26		46.679	26		47.841
8	1.803	46.400	48	2 LAPS	55.667	8	1.530	46.227	8	2.306	47.455	8	1.629	47.164
22	1 LAP	50.955	8	2.058	46.420	48	2 LAPS	54.411	13	1 LAP	50.841	13	1 LAP	50.703
86	1 LAP	51.537	22	1 LAP	50.162	71	1 LAP	49.481	11	15.876	47.722	11	15.761	47.726
71	1 LAP	50.778	71	1 LAP	50.210	11	14.833	48.069	48	2 LAPS	54.786	49	17.688	47.888
27	1 LAP	51.421	86	1 LAP	51.388	22	1 LAP	51.003	49	17.641	47.798	71	1 LAP	49.352
7	1 LAP	52.001	11	13.519	47.474	49	16.522	47.831	71	1 LAP	49.904	22	1 LAP	51.071
11	12.210	47.127	27	1 LAP	51.816	86	1 LAP	51.723	22	1 LAP	50.106	48	2 LAPS	55.250
49	14.304	47.255	49	15.446	47.307	27	1 LAP	51.176	86	1 LAP	51.795	86	1 LAP	52.039
96	28.299	49.223	7	1 LAP	51.889	7	1 LAP	51.171	27	1 LAP	51.764	27	1 LAP	52.031
13	42.350	51.036	96	31.599	49.465	96	33.788	48.944	7	1 LAP	51.283	7	1 LAP	51.467
			13	46.221	50.036				96	36.455	49.346	96	39.381	50.767

Weather / Track : Sunny / Dry

Lydden Hill
 Circuit Length = 1.0000 miles
 Start: 14:45 End: 14:58

SEMSEC Saloon & Sports Car Championship - Race B

RACE 5 - GRID

ROW 8	41	Kieron LEHANE	
ROW 7	12	David FULLER	80 Ashley DAVIES
ROW 6	7	Peter OSBORNE	48 Christopher GOULD
ROW 5	86	Steve GOVETT	27 Stuart GIBBONS
ROW 4	71	Tony SKELTON	22 Tristram BARDEN
ROW 3	96	Nigel CRAIG	13 Mary GRINHAM
ROW 2	11	Steve WEATHERLEY	49 Steve WATERMAN
ROW 1	26	Bill RICHARDS	8 Cliff FINN
Pole			
			

Lydden Hill
Circuit Length = 1.0000 miles

These results are provisional until the conclusion of any judicial and technical matters.

Clerk of Course :

Timekeeper :

SEMSEC Saloon & Sports Car Championship - Race B

RACE 5 - CLASSIFICATION

POS	NO	CL	NAME	ENTRY	LAPS	TIME	GAP	DIFF	MPH	BEST	ON
1	26	4	Bill RICHARDS	Metro Cosworth	18	14:03.192			76.84	45.421	2
2	8	4	Cliff FINN	Ginetta G12	18	14:26.021	22.829	22.829	74.82	45.922	2
3	49	4	Steve WATERMAN	Toyota Starlet	18	14:31.446	28.254	5.425	74.35	47.576	7
4	96	3	Nigel CRAIG	Ford Escort RS2000	18	14:32.035	28.843	0.589	74.30	47.612	3
5	13	2	Mary GRINHAM	Rover/Maguire Mini	18	14:43.681	40.489	11.646	73.32	47.834	2
6	71	3	Tony SKELTON	Renault Clio	17	14:07.806	1 lap	1 lap	72.18	48.790	2
7	22	1	Tristam BARDEN	Rover Mini	17	14:20.186	1 lap	12.380	71.14	49.799	11
8	27	2	Stuart GIBBONS	Ginetta G20	17	14:26.420	1 lap	6.234	70.63	49.505	9
9	7	2	Peter OSBORNE	Renault Clio16v	17	14:41.779	1 lap	15.359	69.40	50.968	3

NOT CLASSIFIED

DNF	48	2	Christopher GOULD	VW Golf Gti MkII	14	12:57.715	4 laps	3 laps	64.80	53.674	10
DNF	86	3	Steve GOVETT	Honda Prelude	8	6:58.478	10 laps	6 laps	68.81	50.595	3
DNF	41	2	Kieron LEHANE	Ford Fiesta	2	1:51.318	16 laps	6 laps	64.67	52.123	2

FASTEST LAP

26	4	Bill RICHARDS	Metro Cosworth	2	45.421	79.25 mph	127.55 kph
96	3	Nigel CRAIG	Ford Escort RS2000	3	47.612	75.60 mph	121.68 kph
13	2	Mary GRINHAM	Rover/Maguire Mini	2	47.834	75.25 mph	121.11 kph
22	1	Tristam BARDEN	Rover Mini	11	49.799	72.28 mph	116.33 kph

Weather / Track : Sunny / Dry

These results are provisional until the conclusion of any judicial and technical matters.

Lydden Hill

Circuit Length = 1.0000 miles

Start: 15:48 End: 16:03

Clerk of Course :

Timekeeper :

SEMSEC Saloon & Sports Car Championship - Race B
RACE 5 - LAP CHART

Lap 1			Lap 2			Lap 3			Lap 4			Lap 5		
No	Behind	Laptime	No	Behind	Laptime	No	Behind	Laptime	No	Behind	Laptime	No	Behind	Laptime
8		49.929	8		45.922	8		45.978	8		46.252	26		46.952
26	1.245	51.174	26	0.744	45.421	26	0.530	45.764	26	0.388	46.110	8	0.604	47.944
49	2.737	52.666	49	4.534	47.719	49	6.290	47.734	49	7.897	47.859	49	8.278	47.721
96	3.291	53.220	96	5.267	47.898	96	6.901	47.612	96	8.365	47.716	96	8.702	47.677
13	4.240	54.169	13	6.152	47.834	13	8.350	48.176	13	10.859	48.761	13	12.343	48.824
22	6.231	56.160	71	9.200	48.790	71	12.257	49.035	71	15.348	49.343	71	17.197	49.189
71	6.332	56.261	22	10.537	50.228	22	14.438	49.879	22	18.227	50.041	22	20.855	49.968
86	7.391	57.320	86	12.174	50.705	86	16.791	50.595	86	21.339	50.800	27	25.371	50.724
27	8.458	58.387	27	13.097	50.561	27	17.372	50.253	27	21.987	50.867	86	26.129	52.130
7	8.712	58.641	7	13.889	51.099	7	18.879	50.968	7	23.719	51.092	7	27.503	51.124
41	9.266	59.195	41	15.467	52.123	48	28.796	54.456	48	37.764	55.220	48	45.733	55.309
48	10.594	1:00.523	48	20.318	55.646									

Weather / Track : Sunny / Dry

Lydden Hill
 Circuit Length = 1.0000 miles
 Start: 15:48 End: 16:03

SEMSEC Saloon & Sports Car Championship - Race B

RACE 5 - LAP CHART

Lap 6			Lap 7			Lap 8			Lap 9			Lap 10		
No	Behind	Laptime	No	Behind	Laptime	No	Behind	Laptime	No	Behind	Laptime	No	Behind	Laptime
26		47.210	26		46.868	26		46.650	26		46.621	26		47.049
8	0.506	47.112	8	0.657	47.019	8	0.639	46.632	8	1.526	47.508	8	1.649	47.172
49	8.733	47.665	48	1 LAP	55.832	49	10.439	47.648	49	11.619	47.801	49	12.311	47.741
96	9.246	47.754	49	9.441	47.576	96	11.876	48.236	96	13.265	48.010	96	14.211	47.995
13	13.872	48.739	96	10.290	47.912	48	1 LAP	55.386	13	19.641	48.939	13	21.593	49.001
71	19.042	49.055	13	15.436	48.432	13	17.323	48.537	48	1 LAP	55.029	71	29.186	49.489
22	23.739	50.094	71	21.320	49.146	71	23.927	49.257	71	26.746	49.440	48	1 LAP	54.513
27	27.684	49.523	22	26.977	50.106	22	30.768	50.441	22	34.181	50.034	22	37.440	50.308
86	30.882	51.963	27	30.380	49.564	27	33.641	49.911	27	36.525	49.505	27	39.139	49.663
7	31.575	51.282	86	35.608	51.594	7	40.715	51.441	7	45.561	51.467			
			7	35.924	51.217	86	42.329	53.371						

Weather / Track : Sunny / Dry

Lydden Hill
 Circuit Length = 1.0000 miles
 Start: 15:48 End: 16:03

SEMSEC Saloon & Sports Car Championship - Race B
RACE 5 - LAP CHART

Lap 11			Lap 12			Lap 13			Lap 14			Lap 15		
No	Behind	Laptime	No	Behind	Laptime	No	Behind	Laptime	No	Behind	Laptime	No	Behind	Laptime
26		46.751	26		46.226	26		46.264	26		46.760	26		46.084
8	2.200	47.302	8	3.222	47.248	48	2 LAPS	56.671	22	1 LAP	50.646	22	1 LAP	50.268
7	1 LAP	51.810	7	1 LAP	51.509	8	4.750	47.792	27	1 LAP	50.861	8	7.463	47.865
49	13.753	48.193	49	15.660	48.133	7	1 LAP	51.804	8	5.682	47.692	27	1 LAP	50.781
96	15.919	48.459	96	18.843	49.150	49	17.510	48.114	48	2 LAPS	56.104	48	2 LAPS	54.181
13	23.558	48.716	13	26.098	48.766	96	21.265	48.686	49	18.948	48.198	49	21.445	48.581
71	31.857	49.422	71	35.171	49.540	13	28.342	48.508	7	1 LAP	51.743	7	1 LAP	51.418
48	1 LAP	53.674	22	44.623	50.361	71	38.421	49.514	96	23.011	48.506	96	25.019	48.092
22	40.488	49.799	27	46.023	50.204				13	30.548	48.966	13	33.244	48.780
27	42.045	49.657							71	41.446	49.785	71	44.985	49.623

Weather / Track : Sunny / Dry

Lydden Hill
 Circuit Length = 1.0000 miles
 Start: 15:48 End: 16:03

SEMSEC Saloon & Sports Car Championship - Race B
RACE 5 - LAP CHART

Lap 16			Lap 17			Lap 18		
No	Behind	Laptime	No	Behind	Laptime	No	Behind	Laptime
26		45.992	26		46.864	26		48.432
8	9.522	48.051	71	1 LAP	50.403	71	1 LAP	50.514
22	1 LAP	50.672	8	12.502	49.844	22	1 LAP	51.081
27	1 LAP	50.041	22	1 LAP	50.100	8	22.829	58.759
49	24.798	49.345	27	1 LAP	50.194	27	1 LAP	55.724
96	27.541	48.514	49	27.284	49.350	49	28.254	49.402
48	2 LAPS	55.171	96	29.037	48.360	96	28.843	48.238
7	1 LAP	51.744	7	1 LAP	51.827	7	1 LAP	51.593
13	36.140	48.888	13	38.840	49.564	13	40.489	50.081

Weather / Track : Sunny / Dry

Lydden Hill
 Circuit Length = 1.0000 miles
 Start: 15:48 End: 16:03

SEMSEC Open Single Seater Championship

QUALIFYING - RACE 3 - CLASSIFICATION

POS	NO	CL	NAME	ENTRY	TIME	ON	LAPS	GAP	DIFF	MPH
1	17	F	Eddie McLURG	March 822 F2	43.578	11	11			82.60
2	24	C	Matt HAYES	Jamun M97Z	44.967	2	16	1.389	1.389	80.05
3	46	F	Mark SMITH	Reynard 903/058	45.406	9	9	1.828	0.439	79.28
4	13	D	Christopher CHANDLER	Tatuus Formula Renault	45.891	7	10	2.313	0.485	78.44
5	66	C	Kevan McLURG	Van Diemen RF2000	46.483	12	14	2.905	0.592	77.44
6	44	C	Steve GARDINER	Reynard SF80	46.543	8	8	2.965	0.060	77.34
7	32	A	Chris MABEY	Jedi Mk6	47.580	8	13	4.002	1.037	75.65
8	41	B	Martin ANSLOW	Merlyn 20A	48.632	15	15	5.054	1.052	74.02
9	19	B	Innes HICKMAN	Marrick FF-CWA	50.319	2	8	6.741	1.687	71.54

Car No 13 - Transponder stopped working after lap1

Lydden Hill
 Circuit Length = 1.0000 miles
 Start: 13:41 End: 13:57

Weather / Track : Sunny / Dry
 These results are provisional until the conclusion of any judicial and technical matters.

Clerk of Course :		Timekeeper :
-------------------	--	--------------

SEMSEC Open Single Seater Championship

QUALIFYING - RACE 3 - LAP ANALYSIS

13	Christopher CHANDLER		D Tatuus Formula Renault				
1 -	47.768	+ 1.877	13:42:33.362	6 -	46.470	+ 0.579	13:46:30.522
2 -	47.209	+ 1.318	13:43:20.571	7 -	45.891		13:47:16.413
3 -	48.993	+ 3.102	13:44:09.564	8 -	46.202	+ 0.311	13:48:02.615
4 -	47.037	+ 1.146	13:44:56.601	9 -	46.136	+ 0.245	13:48:48.751
5 -	47.451	+ 1.560	13:45:44.052	10 -	46.059	+ 0.168	13:49:34.810
17	Eddie McLURG		F March 822 F2				
1 -	55.269	+ 11.691	13:42:56.997	7 -	45.156	+ 1.578	13:47:35.775
2 -	48.502	+ 4.924	13:43:45.499	8 -	44.231	+ 0.653	13:48:20.006
3 -	47.606	+ 4.028	13:44:33.105	9 -	43.673	+ 0.095	13:49:03.679
4 -	46.780	+ 3.202	13:45:19.885	10 -	44.470	+ 0.892	13:49:48.149
5 -	45.144	+ 1.566	13:46:05.029	11 -	43.578		13:50:31.727
6 -	45.590	+ 2.012	13:46:50.619				
19	Innes HICKMAN		B Marrick FF-CWA				
1 -	54.021	+ 3.702	13:42:26.409	5 -	53.946	+ 3.627	13:45:59.857
2 -	50.319		13:43:16.728	6 -	56.530	+ 6.211	13:46:56.387
3 -	54.609	+ 4.290	13:44:11.337	7 -	53.954	+ 3.635	13:47:50.341
4 -	54.574	+ 4.255	13:45:05.911	8 -	54.900	+ 4.581	13:48:45.241
24	Matt HAYES		C Jamun M97Z				
1 -	45.873	+ 0.906	13:42:15.575	9 -	46.167	+ 1.200	13:48:41.619
2 -	44.967		13:43:00.542	10 -	45.928	+ 0.961	13:49:27.547
3 -	1:00.322	+ 15.355	13:44:00.864	11 -	45.899	+ 0.932	13:50:13.446
4 -	49.373	+ 4.406	13:44:50.237	12 -	45.304	+ 0.337	13:50:58.750
5 -	46.616	+ 1.649	13:45:36.853	13 -	46.063	+ 1.096	13:51:44.813
6 -	46.312	+ 1.345	13:46:23.165	14 -	45.628	+ 0.661	13:52:30.441
7 -	46.220	+ 1.253	13:47:09.385	15 -	45.649	+ 0.682	13:53:16.090
8 -	46.067	+ 1.100	13:47:55.452	16 -	45.582	+ 0.615	13:54:01.672
32	Chris MABEY		A Jedi Mk6				
1 -	55.302	+ 7.722	13:42:32.736	8 -	47.580		13:48:12.488
2 -	49.090	+ 1.510	13:43:21.826	9 -	48.246	+ 0.666	13:49:00.734
3 -	49.927	+ 2.347	13:44:11.753	10 -	48.792	+ 1.212	13:49:49.526
4 -	48.424	+ 0.844	13:45:00.177	11 -	47.838	+ 0.258	13:50:37.364
5 -	48.260	+ 0.680	13:45:48.437	12 -	54.499	+ 6.919	13:51:31.863
6 -	47.927	+ 0.347	13:46:36.364	13 -	48.357	+ 0.777	13:52:20.220
7 -	48.544	+ 0.964	13:47:24.908				
41	Martin ANSLOW		B Merlyn 20A				
1 -	53.650	+ 5.018	13:42:52.821	9 -	50.766	+ 2.134	13:49:37.030
2 -	50.975	+ 2.343	13:43:43.796	10 -	50.485	+ 1.853	13:50:27.515
3 -	51.394	+ 2.762	13:44:35.190	11 -	3:02.845	+ 2:14.213	13:53:30.360
4 -	49.942	+ 1.310	13:45:25.132	12 -	51.484	+ 2.852	13:54:21.844
5 -	50.768	+ 2.136	13:46:15.900	13 -	49.012	+ 0.380	13:55:10.856
6 -	50.209	+ 1.577	13:47:06.109	14 -	49.105	+ 0.473	13:55:59.961
7 -	50.917	+ 2.285	13:47:57.026	15 -	48.632		13:56:48.593
8 -	49.238	+ 0.606	13:48:46.264				
44	Steve GARDINER		C Reynard SF80				
1 -	53.731	+ 7.188	13:42:26.913	5 -	49.882	+ 3.339	13:46:03.733
2 -	1:06.670	+ 20.127	13:43:33.583	6 -	49.479	+ 2.936	13:46:53.212
3 -	50.424	+ 3.881	13:44:24.007	7 -	47.535	+ 0.992	13:47:40.747
4 -	49.844	+ 3.301	13:45:13.851	8 -	46.543		13:48:27.290
46	Mark SMITH		F Reynard 903/058				
1 -	51.077	+ 5.671	13:42:43.904	6 -	46.509	+ 1.103	13:46:49.321
2 -	49.680	+ 4.274	13:43:33.584	7 -	47.546	+ 2.140	13:47:36.867
3 -	54.651	+ 9.245	13:44:28.235	8 -	45.836	+ 0.430	13:48:22.703
4 -	47.547	+ 2.141	13:45:15.782	9 -	45.406		13:49:08.109
5 -	47.030	+ 1.624	13:46:02.812				

Car No 13 - Transponder stopped working after lap1

Weather / Track : Sunny / Dry

Lydden Hill
Circuit Length = 1.0000 miles
Start: 13:41 End: 13:57

SEMSEC Open Single Seater Championship
QUALIFYING - RACE 3 - LAP ANALYSIS


66		Kevan McLURG		C		Van Diemen RF2000	
1 -	53.746	+ 7.263	13:44:32.585	8 -	47.638	+ 1.155	13:50:09.918
2 -	49.963	+ 3.480	13:45:22.548	9 -	47.103	+ 0.620	13:50:57.021
3 -	48.318	+ 1.835	13:46:10.866	10 -	47.600	+ 1.117	13:51:44.621
4 -	47.580	+ 1.097	13:46:58.446	11 -	47.301	+ 0.818	13:52:31.922
5 -	47.480	+ 0.997	13:47:45.926	12 -	46.483		13:53:18.405
6 -	47.678	+ 1.195	13:48:33.604	13 -	1:01.537	+ 15.054	13:54:19.942
7 -	48.676	+ 2.193	13:49:22.280	14 -	47.220	+ 0.737	13:55:07.162

Car No 13 - Transponder stopped working after lap1

Weather / Track : Sunny / Dry

Lydden Hill
 Circuit Length = 1.0000 miles
 Start: 13:41 End: 13:57

SEMSEC Open Single Seater Championship - Race A
RACE 3 - GRID

ROW 5	50.319 19 Innes HICKMAN		
ROW 4		47.580 32 Chris MABEY	48.632 41 Martin ANSLOW
ROW 3	46.483 66 Kevan McLURG		46.543 44 Steve GARDINER
ROW 2		45.406 46 Mark SMITH	45.891 13 Christopher CHANDLER
ROW 1	43.578 17 Eddie McLURG		44.967 24 Matt HAYES
Pole			
			

Lydden Hill
 Circuit Length = 1.0000 miles

These results are provisional until the conclusion of any judicial and technical matters.

Clerk of Course :		Timekeeper :
-------------------	--	--------------

SEMSEC Open Single Seater Championship - Race A

RACE 3 - CLASSIFICATION

POS	NO	CL	NAME	ENTRY	LAPS	TIME	GAP	DIFF	MPH	BEST	ON
1	24	C	Matt HAYES	Jamun M97Z	15	11:20.558			79.34	44.936	8
2	32	A	Chris MABEY	Jedi Mk6	15	11:20.898	0.340	0.340	79.30	43.718	12
3	41	B	Martin ANSLOW	Merlyn 20A	14	11:35.843	1 lap	1 lap	72.42	47.254	2

NOT CLASSIFIED

<i>DNF</i>	66	C	Kevan McLURG	Van Diemen RF2000	12	9:39.560	3 laps	2 laps	74.53	46.069	2
<i>DNF</i>	44	C	Steve GARDINER	Reynard SF80	10	7:38.038	5 laps	2 laps	78.59	44.593	8
<i>DNF</i>	19	B	Innes HICKMAN	Marrick FF-CWA	8	6:57.679	7 laps	2 laps	68.95	50.107	4
<i>DNF</i>	46	F	Mark SMITH	Reynard 903/058	1	56.805	14 laps	7 laps	63.37		

FASTEST LAP

	32	A	Chris MABEY	Jedi Mk6	12	43.718		82.34 mph	132.51 kph		
	44	C	Steve GARDINER	Reynard SF80	8	44.593		80.72 mph	129.91 kph		
	41	B	Martin ANSLOW	Merlyn 20A	2	47.254		76.18 mph	122.60 kph		
	46	F	Mark SMITH	Reynard 903/058	0			0.00 mph	0.00 kph		

Weather / Track : Sunny / Dry

These results are provisional until the conclusion of any judicial and technical matters.

Lydden Hill

Circuit Length = 1.0000 miles

Start: 15:07 End: 15:19

Clerk of Course :

Timekeeper :

SEMSEC Open Single Seater Championship - Race A
RACE 3 - LAP CHART

Lap 1			Lap 2			Lap 3			Lap 4			Lap 5		
No	Behind	Laptime	No	Behind	Laptime	No	Behind	Laptime	No	Behind	Laptime	No	Behind	Laptime
24		48.906	24		45.203	24		45.113	24		44.990	24		44.966
44	0.899	49.805	44	0.613	44.917	44	1.068	45.568	44	1.555	45.477	44	2.207	45.618
66	2.106	51.012	66	2.972	46.069	32	4.803	46.190	32	4.957	45.144	32	4.720	44.729
32	4.348	53.254	32	3.726	44.581	41	10.344	48.310	41	13.004	47.650	66	21.107	46.553
41	5.096	54.002	41	7.147	47.254	66	18.311	1:00.452	66	19.520	46.199	41	29.806	1:01.768
19	7.760	56.666	19	13.578	51.021	19	20.344	51.879	19	25.461	50.107	19	31.351	50.856
46	7.899	56.805												

Weather / Track : Sunny / Dry

Lydden Hill
 Circuit Length = 1.0000 miles
 Start: 15:07 End: 15:19

SEMSEC Open Single Seater Championship - Race A
RACE 3 - LAP CHART

Lap 6			Lap 7			Lap 8			Lap 9			Lap 10		
No	Behind	Laptime	No	Behind	Laptime	No	Behind	Laptime	No	Behind	Laptime	No	Behind	Laptime
24		45.044	24		44.992	24		44.936	24		45.359	24		45.212
44	2.104	44.941	44	1.852	44.740	44	1.509	44.593	44	1.607	45.457	32	2.042	44.349
32	4.217	44.541	32	3.749	44.524	32	2.966	44.153	32	2.905	45.298	44	3.317	46.922
66	22.839	46.776	66	24.379	46.532	66	26.239	46.796	19	1 LAP	55.383	66	29.762	47.124
41	33.100	48.338	41	36.910	48.802	41	40.764	48.790	66	27.850	46.970			
19	37.402	51.095	19	43.082	50.672				41	44.051	48.646			

Weather / Track : Sunny / Dry

Lydden Hill
 Circuit Length = 1.0000 miles
 Start: 15:07 End: 15:19


SEMSEC Open Single Seater Championship - Race A
RACE 3 - LAP CHART

Lap 11			Lap 12			Lap 13			Lap 14			Lap 15		
No	Behind	Laptime	No	Behind	Laptime	No	Behind	Laptime	No	Behind	Laptime	No	Behind	Laptime
24		45.139	24		45.122	24		45.213	24		45.210	24		45.153
32	2.506	45.603	32	1.102	43.718	32	0.756	44.867	32	0.433	44.887	32	0.340	45.060
41	1 LAP	49.316	41	1 LAP	47.367	41	1 LAP	48.046	41	1 LAP	48.625	41	1 LAP	48.929
66	32.176	47.553	66	34.578	47.524									

Weather / Track : Sunny / Dry

Lydden Hill
 Circuit Length = 1.0000 miles
 Start: 15:07 End: 15:19

SEMSEC Open Single Seater Championship - Race B
RACE 7 - GRID

ROW 5	17	Eddie McLURG	
ROW 4	46	Mark SMITH	13 Christopher CHANDLER
ROW 3	44	Steve GARDINER	19 Innes HICKMAN
ROW 2	41	Martin ANSLOW	46.069 66 Kevan McLURG
ROW 1	24	Matt HAYES	32 Chris MABEY
Pole			
			

Lydden Hill
 Circuit Length = 1.0000 miles

These results are provisional until the conclusion of any judicial and technical matters.

Clerk of Course :		Timekeeper :

SEMSEC Open Single Seater Championship - Race B

RACE 7 - CLASSIFICATION

POS	NO	CL	NAME	ENTRY	LAPS	TIME	GAP	DIFF	MPH	BEST	ON
1	46	F	Mark SMITH	Reynard 903/058	20	15:00.607			79.94	43.709	19
2	32	A	Chris MABEY	Jedi Mk6	20	15:00.955	0.348	0.348	79.91	43.604	15
3	44	C	Steve GARDINER	Reynard SF80	20	15:07.393	6.786	6.438	79.34	44.637	19
4	41	B	Martin ANSLOW	Merlyn 20A	19	15:38.221	1 lap	1 lap	72.90	46.668	11
5	19	B	Innes HICKMAN	Marrick FF-CWA	18	15:05.029	2 laps	1 lap	71.59	49.360	3
NOT CLASSIFIED											
DNF	24	C	Matt HAYES	Jamun M97Z	19	14:23.787	1 lap	0.000	79.18	44.888	18
DNF	66	C	Kevan McLURG	Van Diemen RF2000	6	4:49.250	14 laps	13 laps	74.67	46.374	2
FASTEST LAP											
32	A	Chris MABEY	Jedi Mk6	15	43.604	82.55 mph	132.86 kph				
46	F	Mark SMITH	Reynard 903/058	19	43.709	82.36 mph	132.54 kph				
44	C	Steve GARDINER	Reynard SF80	19	44.637	80.64 mph	129.79 kph				
41	B	Martin ANSLOW	Merlyn 20A	11	46.668	77.13 mph	124.14 kph				

Weather / Track : Sunny / Dry

These results are provisional until the conclusion of any judicial and technical matters.

Lydden Hill

Circuit Length = 1.0000 miles

Start: 16:40 End: 16:56

Clerk of Course :

Timekeeper :

SEMSEC Open Single Seater Championship - Race B
RACE 7 - LAP CHART

Lap 1			Lap 2			Lap 3			Lap 4			Lap 5		
No	Behind	Laptime	No	Behind	Laptime	No	Behind	Laptime	No	Behind	Laptime	No	Behind	Laptime
24		49.096	24		45.239	24		45.224	46		45.175	46		45.034
32	0.822	49.918	32	0.685	45.102	46	0.109	44.411	24	0.843	46.127	24	1.270	45.461
46	1.742	50.838	46	0.922	44.419	32	0.795	45.334	32	1.261	45.750	44	2.010	45.410
44	2.063	51.159	44	1.989	45.165	44	1.670	44.905	44	1.634	45.248	32	2.691	46.464
66	2.587	51.683	66	3.722	46.374	66	4.949	46.451	66	6.319	46.654	66	8.075	46.790
19	5.254	54.350	41	8.721	48.434	41	10.471	46.974	41	12.533	47.346	41	14.959	47.460
41	5.526	54.622	19	9.736	49.721	19	13.872	49.360	19	18.843	50.255	19	23.483	49.674

Weather / Track : Sunny / Dry

Lydden Hill
 Circuit Length = 1.0000 miles
 Start: 16:40 End: 16:56

SEMSEC Open Single Seater Championship - Race B
RACE 7 - LAP CHART

Lap 6			Lap 7			Lap 8			Lap 9			Lap 10		
No	Behind	Laptime	No	Behind	Laptime	No	Behind	Laptime	No	Behind	Laptime	No	Behind	Laptime
46		44.618	46		45.279	46		44.812	46		44.517	46		45.081
24	1.826	45.174	24	1.951	45.404	24	2.034	44.895	24	2.717	45.200	19	1 LAP	51.096
44	2.149	44.757	44	2.266	45.396	44	2.283	44.829	44	2.988	45.222	24	2.764	45.128
32	2.627	44.554	32	2.775	45.427	32	2.931	44.968	32	3.408	44.994	44	3.053	45.146
66	14.755	51.298	19	34.390	50.175	41	38.782	48.722	41	43.659	49.394	32	3.597	45.270
19	29.494	50.629	41	34.872	49.542	19	39.527	49.949						
41	30.609	1:00.268												

Weather / Track : Sunny / Dry

Lydden Hill
 Circuit Length = 1.0000 miles
 Start: 16:40 End: 16:56

SEMSEC Open Single Seater Championship - Race B
RACE 7 - LAP CHART

Lap 11			Lap 12			Lap 13			Lap 14			Lap 15		
No	Behind	Laptime	No	Behind	Laptime	No	Behind	Laptime	No	Behind	Laptime	No	Behind	Laptime
46		44.970	46		45.183	46		45.082	46		45.488	46		44.862
24	2.948	45.154	44	3.075	45.044	44	2.833	44.840	32	2.046	43.815	32	0.788	43.604
44	3.214	45.131	24	3.668	45.903	32	3.719	44.817	44	2.338	44.993	44	2.482	45.006
32	3.714	45.087	32	3.984	45.453	24	4.181	45.595	24	3.744	45.051	24	3.786	44.904
41	1 LAP	51.202	41	1 LAP	46.668	41	1 LAP	47.106	41	1 LAP	48.960	41	1 LAP	49.187
19	1 LAP	49.969	19	1 LAP	49.827	19	1 LAP	50.527	19	1 LAP	50.230	19	1 LAP	49.929

Weather / Track : Sunny / Dry

Lydden Hill
 Circuit Length = 1.0000 miles
 Start: 16:40 End: 16:56

SEMSEC Open Single Seater Championship - Race B
RACE 7 - LAP CHART

Lap 16			Lap 17			Lap 18			Lap 19			Lap 20		
No	Behind	Laptime	No	Behind	Laptime	No	Behind	Laptime	No	Behind	Laptime	No	Behind	Laptime
46		44.818	46		44.229	46		44.006	46		43.709	46		44.076
32	0.669	44.699	32	0.544	44.104	32	0.674	44.136	32	0.647	43.682	32	0.348	43.777
44	3.021	45.357	44	3.657	44.865	44	4.418	44.767	44	5.346	44.637	19	2 LAPS	49.890
24	3.957	44.989	24	4.844	45.116	24	5.726	44.888	24	7.256	45.239	44	6.786	45.516
41	1 LAP	48.715	41	1 LAP	48.070	41	1 LAP	48.572	41	1 LAP	48.494	41	1 LAP	48.485
19	1 LAP	49.941	19	1 LAP	49.536	19	1 LAP	49.971						

Weather / Track : Sunny / Dry

Lydden Hill
 Circuit Length = 1.0000 miles
 Start: 16:40 End: 16:56

South East Sports Racing & Kit Car Challenge & SEMSEC Inter Kit Car Challenge

QUALIFYING - RACE 6 - CLASSIFICATION

POS	NO	CL	NAME	ENTRY	TIME	ON	LAPS	GAP	DIFF	MPH
1	20	A	Mark BURTON	Jade Trackstar	40.321	4	4			89.28
2	80	B	Chris ENDERBY	Radical SR4	41.249	10	19	0.928	0.928	87.27
3	40	B	Mark WHITE	Radical SR3 RS	41.863	4	8	1.542	0.614	85.99
4	58	D	Charles HARVEY-KELLY	Radical SR4	42.292	5	8	1.971	0.429	85.12
5	38	D	Mark BISHOP	Caterham 7	43.700	4	9	3.379	1.408	82.37
6	17	D	Doug NEWMAN	Caterham 7 Hibusa	44.694	12	19	4.373	0.994	80.54
7	9	D	Bruce WILSON	Caterham CSR Superlight	44.775	8	12	4.454	0.081	80.39
8	42	D	Jonathan MITCHELL	Caterham C400	44.992	7	16	4.671	0.217	80.01
9	34	D	Nigel BENT	Caterham CSR 260	45.335	6	6	5.014	0.343	79.40
10	50	D	Nick COLE	Caterham SLR	45.349	15	15	5.028	0.014	79.38
11	44	A	Andrew KIMPTON	Jade Trackstar	45.578	9	13	5.257	0.229	78.98
12	63	D	Jonathan CALLER	Caterham R400	46.329	8	11	6.008	0.751	77.70
13	53	D	Clive GIBBS	Westfield SE1	46.767	3	9	6.446	0.438	76.97

Weather / Track : Sunny / Dry
 These results are provisional until the conclusion of any judicial and technical matters.

Lydden Hill
 Circuit Length = 1.0000 miles
 Start: 13:25 End: 13:40

Clerk of Course :		Timekeeper :
-------------------	--	--------------

South East Sports Racing & Kit Car Challenge & SEMSEC Inter Kit Car Challenge

QUALIFYING - RACE 6 - LAP ANALYSIS

9	Bruce WILSON		D Caterham CSR Superlight				
1 -	48.442	+ 3.667	13:26:17.081	7 -	44.967	+ 0.192	13:30:49.281
2 -	46.538	+ 1.763	13:27:03.619	8 -	44.775		13:31:34.056
3 -	45.607	+ 0.832	13:27:49.226	9 -	44.933	+ 0.158	13:32:18.989
4 -	44.986	+ 0.211	13:28:34.212	10 -	45.564	+ 0.789	13:33:04.553
5 -	45.011	+ 0.236	13:29:19.223	11 -	51.762	+ 6.987	13:33:56.315
6 -	45.091	+ 0.316	13:30:04.314	12 -	44.783	+ 0.008	13:34:41.098
17	Doug NEWMAN		D Caterham 7 Hibusa				
1 -	46.226	+ 1.532	13:26:13.693	11 -	46.082	+ 1.388	13:33:50.344
2 -	45.536	+ 0.842	13:26:59.229	12 -	44.694		13:34:35.038
3 -	45.942	+ 1.248	13:27:45.171	13 -	45.640	+ 0.946	13:35:20.678
4 -	45.000	+ 0.306	13:28:30.171	14 -	45.259	+ 0.565	13:36:05.937
5 -	45.584	+ 0.890	13:29:15.755	15 -	45.896	+ 1.202	13:36:51.833
6 -	44.911	+ 0.217	13:30:00.666	16 -	45.689	+ 0.995	13:37:37.522
7 -	45.196	+ 0.502	13:30:45.862	17 -	46.318	+ 1.624	13:38:23.840
8 -	48.904	+ 4.210	13:31:34.766	18 -	46.516	+ 1.822	13:39:10.356
9 -	44.796	+ 0.102	13:32:19.562	19 -	46.487	+ 1.793	13:39:56.843
10 -	44.700	+ 0.006	13:33:04.262				
20	Mark BURTON		A Jade Trackstar				
1 -	45.233	+ 4.912	13:26:10.655	3 -	40.827	+ 0.506	13:27:31.952
2 -	40.470	+ 0.149	13:26:51.125	4 -	40.321		13:28:12.273
34	Nigel BENT		D Caterham CSR 260				
1 -	49.359	+ 4.024	13:26:29.214	4 -	45.420	+ 0.085	13:28:47.701
2 -	46.748	+ 1.413	13:27:15.962	5 -	45.584	+ 0.249	13:29:33.285
3 -	46.319	+ 0.984	13:28:02.281	6 -	45.335		13:30:18.620
38	Mark BISHOP		D Caterham 7				
1 -	46.590	+ 2.890	13:26:25.073	6 -	43.701	+ 0.001	13:30:19.589
2 -	55.717	+ 12.017	13:27:20.790	7 -	43.925	+ 0.225	13:31:03.514
3 -	47.515	+ 3.815	13:28:08.305	8 -	44.232	+ 0.532	13:31:47.746
4 -	43.700		13:28:52.005	9 -	44.100	+ 0.400	13:32:31.846
5 -	43.883	+ 0.183	13:29:35.888				
40	Mark WHITE		B Radical SR3 RS				
1 -	46.242	+ 4.379	13:26:12.296	5 -	42.263	+ 0.400	13:29:02.347
2 -	43.211	+ 1.348	13:26:55.507	6 -	43.685	+ 1.822	13:29:46.032
3 -	42.714	+ 0.851	13:27:38.221	7 -	43.165	+ 1.302	13:30:29.197
4 -	41.863		13:28:20.084	8 -	42.792	+ 0.929	13:31:11.989
42	Jonathan MITCHELL		D Caterham C400				
1 -	48.113	+ 3.121	13:26:24.243	9 -	45.317	+ 0.325	13:34:22.374
2 -	48.058	+ 3.066	13:27:12.301	10 -	45.400	+ 0.408	13:35:07.774
3 -	46.104	+ 1.112	13:27:58.405	11 -	45.286	+ 0.294	13:35:53.060
4 -	2:36.954	+ 1:51.962	13:30:35.359	12 -	45.597	+ 0.605	13:36:38.657
5 -	45.909	+ 0.917	13:31:21.268	13 -	45.263	+ 0.271	13:37:23.920
6 -	45.427	+ 0.435	13:32:06.695	14 -	45.166	+ 0.174	13:38:09.086
7 -	44.992		13:32:51.687	15 -	45.195	+ 0.203	13:38:54.281
8 -	45.370	+ 0.378	13:33:37.057	16 -	45.127	+ 0.135	13:39:39.408
44	Andrew KIMPTON		A Jade Trackstar				
1 -	49.904	+ 4.326	13:26:19.930	8 -	45.773	+ 0.195	13:31:42.816
2 -	46.103	+ 0.525	13:27:06.033	9 -	45.578		13:32:28.394
3 -	46.259	+ 0.681	13:27:52.292	10 -	46.248	+ 0.670	13:33:14.642
4 -	46.638	+ 1.060	13:28:38.930	11 -	46.442	+ 0.864	13:34:01.084
5 -	46.130	+ 0.552	13:29:25.060	12 -	46.619	+ 1.041	13:34:47.703
6 -	46.190	+ 0.612	13:30:11.250	13 -	48.266	+ 2.688	13:35:35.969
7 -	45.793	+ 0.215	13:30:57.043				

Weather / Track : Sunny / Dry

Lydden Hill
Circuit Length = 1.0000 miles
Start: 13:25 End: 13:40

South East Sports Racing & Kit Car Challenge & SEMSEC Inter Kit Car Challenge

QUALIFYING - RACE 6 - LAP ANALYSIS


50	Nick COLE			D Caterham SLR			
1 -	50.716	+ 5.367	13:26:31.913	9 -	45.562	+ 0.213	13:32:51.216
2 -	49.857	+ 4.508	13:27:21.770	10 -	45.477	+ 0.128	13:33:36.693
3 -	47.538	+ 2.189	13:28:09.308	11 -	48.260	+ 2.911	13:34:24.953
4 -	48.641	+ 3.292	13:28:57.949	12 -	46.344	+ 0.995	13:35:11.297
5 -	45.928	+ 0.579	13:29:43.877	13 -	45.567	+ 0.218	13:35:56.864
6 -	46.564	+ 1.215	13:30:30.441	14 -	45.460	+ 0.111	13:36:42.324
7 -	46.287	+ 0.938	13:31:16.728	15 -	45.349		13:37:27.673
8 -	48.926	+ 3.577	13:32:05.654				
53	Clive GIBBS			D Westfield SE1			
1 -	49.571	+ 2.804	13:26:23.490	6 -	47.184	+ 0.417	13:30:20.958
2 -	47.546	+ 0.779	13:27:11.036	7 -	47.355	+ 0.588	13:31:08.313
3 -	46.767		13:27:57.803	8 -	51.600	+ 4.833	13:31:59.913
4 -	48.009	+ 1.242	13:28:45.812	9 -	47.739	+ 0.972	13:32:47.652
5 -	47.962	+ 1.195	13:29:33.774				
58	Charles HARVEY-KELLY			D Radical SR4			
1 -	45.248	+ 2.956	13:26:11.780	5 -	42.292		13:29:38.859
2 -	1:16.788	+ 34.496	13:27:28.568	6 -	42.759	+ 0.467	13:30:21.618
3 -	43.132	+ 0.840	13:28:11.700	7 -	42.781	+ 0.489	13:31:04.399
4 -	44.867	+ 2.575	13:28:56.567	8 -	42.865	+ 0.573	13:31:47.264
63	Jonathan CALLER			D Caterham R400			
1 -	49.572	+ 3.243	13:26:21.840	7 -	47.771	+ 1.442	13:31:09.507
2 -	47.525	+ 1.196	13:27:09.365	8 -	46.329		13:31:55.836
3 -	46.916	+ 0.587	13:27:56.281	9 -	46.575	+ 0.246	13:32:42.411
4 -	46.330	+ 0.001	13:28:42.611	10 -	48.104	+ 1.775	13:33:30.515
5 -	46.470	+ 0.141	13:29:29.081	11 -	47.118	+ 0.789	13:34:17.633
6 -	52.655	+ 6.326	13:30:21.736				
80	Chris ENDERBY			B Radical SR4			
1 -	47.609	+ 6.360	13:26:18.359	11 -	41.355	+ 0.106	13:33:26.408
2 -	43.486	+ 2.237	13:27:01.845	12 -	41.428	+ 0.179	13:34:07.836
3 -	41.943	+ 0.694	13:27:43.788	13 -	45.524	+ 4.275	13:34:53.360
4 -	41.895	+ 0.646	13:28:25.683	14 -	49.870	+ 8.621	13:35:43.230
5 -	41.281	+ 0.032	13:29:06.964	15 -	41.638	+ 0.389	13:36:24.868
6 -	41.420	+ 0.171	13:29:48.384	16 -	41.529	+ 0.280	13:37:06.397
7 -	42.132	+ 0.883	13:30:30.516	17 -	48.413	+ 7.164	13:37:54.810
8 -	45.555	+ 4.306	13:31:16.071	18 -	41.520	+ 0.271	13:38:36.330
9 -	47.733	+ 6.484	13:32:03.804	19 -	48.807	+ 7.558	13:39:25.137
10 -	41.249		13:32:45.053				

Weather / Track : Sunny / Dry

Lydden Hill
Circuit Length = 1.0000 miles
Start: 13:25 End: 13:40

South East Sports Racing & Kit Car Challenge & SEMSEC Inter Kit Car Challenge

RACE 6 - GRID

ROW 7	46.767 53 Clive GIBBS	31 Paul GIBB
ROW 6	45.578 44 Andrew KIMPTON	46.329 63 Jonathan CALLER
ROW 5	45.335 34 Nigel BENT	45.349 50 Nick COLE
ROW 4	44.775 9 Bruce WILSON	44.992 42 Jonathan MITCHELL
ROW 3	43.700 38 Mark BISHOP	44.694 17 Doug NEWMAN
ROW 2	41.863 40 Mark WHITE	42.292 58 Charles HARVEY-KELLY
ROW 1	40.321 20 Mark BURTON	41.249 80 Chris ENDERBY
Pole		
		

Lydden Hill
Circuit Length = 1.0000 miles

These results are provisional until the conclusion of any judicial and technical matters.

Clerk of Course :

Timekeeper :

South East Sports Racing & Kit Car Challenge & SEMSEC Inter Kit Car Challenge

RACE 6 - CLASSIFICATION

POS	NO	CL	NAME	ENTRY	LAPS	TIME	GAP	DIFF	MPH	BEST	ON
1	20	A	Mark BURTON	Jade Trackstar	29	20:27.955			85.01	41.033	21
2	80	B	Chris ENDERBY	Radical SR4	29	20:37.013	9.058	9.058	84.39	42.024	2
3	40	B	Mark WHITE	Radical SR3 RS	28	20:39.383	1 lap	1 lap	81.32	43.018	2
4	31	D	Paul GIBB	Caterham 7 HPC	28	21:03.602	1 lap	24.219	79.76	44.209	20
5	17	D	Doug NEWMAN	Caterham 7 Hibusa	28	21:10.068	1 lap	6.466	79.36	44.381	7
6	42	D	Jonathan MITCHELL	Caterham C400	27	20:36.172	2 laps	1 lap	78.62	45.129	3
7	9	D	Bruce WILSON	Caterham CSR Superlight	27	20:36.870	2 laps	0.698	78.58	45.152	17
8	44	A	Andrew KIMPTON	Jade Trackstar	27	21:06.693	2 laps	29.823	76.73	45.798	25
9	50	D	Nick COLE	Caterham SLR	27	21:13.933	2 laps	7.240	76.29	45.499	10

NOT CLASSIFIED

DNF	38	D	Mark BISHOP	Caterham 7	23	17:26.688	6 laps	4 laps	79.10	44.048	2
DNF	58	D	Charles HARVEY-KELLY	Radical SR4	12	8:50.536	17 laps	11 laps	81.42	43.040	2
DNF	53	D	Clive GIBBS	Westfield SE1	11	8:38.681	18 laps	1 lap	76.34	45.894	2

FASTEST LAP

20	A	Mark BURTON	Jade Trackstar	21	41.033	87.73 mph	141.19 kph
80	B	Chris ENDERBY	Radical SR4	2	42.024	85.66 mph	137.86 kph
58	D	Charles HARVEY-KELLY	Radical SR4	2	43.040	83.64 mph	134.60 kph

Weather / Track : Sunny / Dry

These results are provisional until the conclusion of any judicial and technical matters.

Lydden Hill

Circuit Length = 1.0000 miles

Start: 16:12 End: 16:33

Clerk of Course :		Timekeeper :	
-------------------	--	--------------	--

South East Sports Racing & Kit Car Challenge & SEMSEC Inter Kit Car Challenge
RACE 6 - LAP CHART

Lap 1			Lap 2			Lap 3			Lap 4			Lap 5		
No	Behind	Laptime	No	Behind	Laptime	No	Behind	Laptime	No	Behind	Laptime	No	Behind	Laptime
20		44.430	20		41.047	20		41.151	20		41.699	20		41.561
80	1.489	45.919	80	2.466	42.024	80	3.428	42.113	80	4.060	42.331	50	1 LAP	47.732
58	3.702	48.132	58	5.695	43.040	58	7.993	43.449	58	9.571	43.277	80	4.767	42.268
40	4.280	48.710	40	6.251	43.018	40	8.281	43.181	40	9.941	43.359	58	11.284	43.274
17	5.219	49.649	17	8.615	44.443	17	12.925	45.461	38	16.347	45.065	40	11.906	43.526
38	5.864	50.294	38	8.865	44.048	38	12.981	45.267	17	16.991	45.765	38	19.881	45.095
9	7.065	51.495	31	11.805	45.402	31	15.540	44.886	31	18.325	44.484	17	20.195	44.765
31	7.450	51.880	9	12.521	46.503	42	16.590	45.129	42	20.336	45.445	31	21.227	44.463
42	7.653	52.083	42	12.612	46.006	9	17.404	46.034	9	21.513	45.808	42	24.269	45.494
53	8.258	52.688	53	13.105	45.894	53	18.501	46.547	53	23.592	46.790	9	25.557	45.605
44	8.508	52.938	44	13.994	46.533	44	18.726	45.883	44	23.712	46.685	53	28.380	46.349
50	28.091	1:12.521	50	32.929	45.885	50	37.850	46.072				44	28.895	46.744

Weather / Track : Sunny / Dry

Lydden Hill
 Circuit Length = 1.0000 miles
 Start: 16:12 End: 16:33

South East Sports Racing & Kit Car Challenge & SEMSEC Inter Kit Car Challenge
RACE 6 - LAP CHART

Lap 6			Lap 7			Lap 8			Lap 9			Lap 10		
No	Behind	Laptime	No	Behind	Laptime	No	Behind	Laptime	No	Behind	Laptime	No	Behind	Laptime
20		42.149	20		41.533	20		41.773	20		42.738	20		42.926
80	4.866	42.248	80	5.435	42.102	80	6.060	42.398	53	1 LAP	46.991	44	1 LAP	47.135
50	1 LAP	46.531	50	1 LAP	46.286	50	1 LAP	46.033	80	5.472	42.150	53	1 LAP	46.505
58	12.569	43.434	58	14.982	43.946	58	16.982	43.773	58	18.353	44.109	80	4.874	42.328
40	13.009	43.252	40	15.223	43.747	40	17.418	43.968	40	18.746	44.066	58	19.503	44.076
38	22.479	44.747	38	25.462	44.516	38	28.352	44.663	50	1 LAP	46.896	40	19.750	43.930
17	23.334	45.288	17	26.182	44.381	17	29.997	45.588	38	30.743	45.129	50	1 LAP	45.895
31	23.821	44.743	31	26.710	44.422	31	30.063	45.126	31	32.563	45.238	38	32.380	44.563
42	27.601	45.481	42	31.584	45.516	42	35.250	45.439	17	33.180	45.921	31	34.178	44.541
9	28.904	45.496	9	32.869	45.498	9	36.721	45.625	42	38.153	45.641	17	34.931	44.677
53	32.708	46.477	44	37.879	46.414	44	42.345	46.239	9	39.389	45.406	42	40.477	45.250
44	32.998	46.252	53	38.590	47.415							9	41.788	45.325

Weather / Track : Sunny / Dry

Lydden Hill
 Circuit Length = 1.0000 miles
 Start: 16:12 End: 16:33

South East Sports Racing & Kit Car Challenge & SEMSEC Inter Kit Car Challenge
RACE 6 - LAP CHART

Lap 11			Lap 12			Lap 13			Lap 14			Lap 15		
No	Behind	Laptime	No	Behind	Laptime	No	Behind	Laptime	No	Behind	Laptime	No	Behind	Laptime
20		42.215	20		42.754	20		41.691	20		43.499	20		42.366
80	4.914	42.255	42	1 LAP	45.786	42	1 LAP	45.821	17	1 LAP	45.640	17	1 LAP	45.295
44	1 LAP	46.526	9	1 LAP	45.906	80	5.634	42.988	80	5.316	43.181	80	5.996	43.046
53	1 LAP	46.567	80	4.337	42.177	9	1 LAP	45.742	42	1 LAP	46.124	42	1 LAP	45.544
58	21.811	44.523	44	1 LAP	46.188	44	1 LAP	47.392	9	1 LAP	45.621	9	1 LAP	45.512
40	21.987	44.452	53	1 LAP	46.458	40	25.615	43.758	44	1 LAP	47.493	44	1 LAP	46.773
50	1 LAP	45.499	40	23.548	44.315	50	1 LAP	46.158	40	26.812	44.696	40	28.069	43.623
38	34.936	44.771	58	24.560	45.503	38	39.908	44.620	50	1 LAP	46.531	50	1 LAP	46.113
31	36.417	44.454	50	1 LAP	46.118	31	40.658	44.340	38	41.296	44.887	38	43.763	44.833
17	37.553	44.837	38	36.979	44.797				31	41.611	44.452			
			31	38.009	44.346									
			17	39.622	44.823									

Weather / Track : Sunny / Dry

Lydden Hill
 Circuit Length = 1.0000 miles
 Start: 16:12 End: 16:33

South East Sports Racing & Kit Car Challenge & SEMSEC Inter Kit Car Challenge
RACE 6 - LAP CHART

Lap 16			Lap 17			Lap 18			Lap 19			Lap 20		
No	Behind	Laptime	No	Behind	Laptime	No	Behind	Laptime	No	Behind	Laptime	No	Behind	Laptime
20		44.148	20		42.756	20		41.818	20		41.706	20		41.563
31	1 LAP	45.826	38	1 LAP	45.222	50	2 LAPS	46.285	80	7.665	43.486	44	2 LAPS	47.526
17	1 LAP	45.254	31	1 LAP	44.712	38	1 LAP	44.716	38	1 LAP	45.031	80	8.735	42.633
80	4.630	42.782	80	4.973	43.099	31	1 LAP	44.693	50	2 LAPS	46.581	38	1 LAP	44.828
42	1 LAP	45.625	17	1 LAP	45.433	80	5.885	42.730	31	1 LAP	45.229	31	1 LAP	44.714
9	1 LAP	45.246	42	1 LAP	45.325	17	1 LAP	45.356	17	1 LAP	45.522	50	2 LAPS	46.331
40	28.112	44.191	9	1 LAP	45.594	42	1 LAP	45.519	42	1 LAP	45.504	17	1 LAP	44.779
44	1 LAP	47.582	40	30.212	44.856	9	1 LAP	45.152	9	1 LAP	45.852	42	1 LAP	45.332
50	1 LAP	45.867	44	1 LAP	47.012	40	33.373	44.979	40	36.466	44.799	9	1 LAP	45.487
						44	1 LAP	46.668				40	39.701	44.798

Weather / Track : Sunny / Dry

Lydden Hill
 Circuit Length = 1.0000 miles
 Start: 16:12 End: 16:33

South East Sports Racing & Kit Car Challenge & SEMSEC Inter Kit Car Challenge
RACE 6 - LAP CHART

Lap 21			Lap 22			Lap 23			Lap 24			Lap 25		
No	Behind	Laptime	No	Behind	Laptime	No	Behind	Laptime	No	Behind	Laptime	No	Behind	Laptime
20		41.033	20		41.886	20		42.737	20		43.777	20		43.405
44	2 LAPS	47.080	40	1 LAP	45.491	40	1 LAP	43.977	40	1 LAP	44.161	40	1 LAP	43.694
80	10.325	42.623	80	11.392	42.953	80	11.020	42.365	80	9.539	42.296	80	8.378	42.244
38	1 LAP	44.810	44	2 LAPS	47.117	44	2 LAPS	46.487	44	2 LAPS	46.453	44	2 LAPS	46.264
31	1 LAP	44.209	31	1 LAP	44.949	31	1 LAP	44.729	31	1 LAP	45.122	31	1 LAP	44.846
50	2 LAPS	46.300	38	1 LAP	45.471	38	1 LAP	47.542	50	2 LAPS	45.718	17	1 LAP	45.200
17	1 LAP	45.376	50	2 LAPS	46.248	50	2 LAPS	45.888	17	1 LAP	45.507	50	2 LAPS	46.240
42	1 LAP	45.554	17	1 LAP	45.320	17	1 LAP	45.157	38	1 LAP	51.773	42	1 LAP	45.675
9	1 LAP	45.472	42	1 LAP	45.287	42	1 LAP	45.472	42	1 LAP	45.739	9	1 LAP	45.720
			9	1 LAP	45.467	9	1 LAP	45.312	9	1 LAP	45.718			

Weather / Track : Sunny / Dry

Lydden Hill
 Circuit Length = 1.0000 miles
 Start: 16:12 End: 16:33

South East Sports Racing & Kit Car Challenge & SEMSEC Inter Kit Car Challenge
RACE 6 - LAP CHART

Lap 26			Lap 27			Lap 28			Lap 29		
No	Behind	Laptime	No	Behind	Laptime	No	Behind	Laptime	No	Behind	Laptime
20		42.742	20		43.348	20		41.790	20		41.714
40	1 LAP	43.974	42	2 LAPS	45.524	42	2 LAPS	45.546	42	2 LAPS	45.311
80	7.738	42.102	9	2 LAPS	45.643	9	2 LAPS	45.282	9	2 LAPS	45.349
31	1 LAP	45.383	40	1 LAP	44.463	80	7.699	42.576	80	9.058	43.073
44	2 LAPS	47.152	80	6.913	42.523	40	1 LAP	44.546	40	1 LAP	43.853
17	1 LAP	45.143	31	1 LAP	45.697	31	1 LAP	45.326	31	1 LAP	45.390
50	2 LAPS	45.635	44	2 LAPS	45.798	44	2 LAPS	46.499	44	2 LAPS	45.860
			17	1 LAP	45.432	17	1 LAP	45.043	17	1 LAP	45.013
			50	2 LAPS	45.634	50	2 LAPS	45.852	50	2 LAPS	47.084

Weather / Track : Sunny / Dry

Lydden Hill
 Circuit Length = 1.0000 miles
 Start: 16:12 End: 16:33

John Taylor Handicap Race
QUALIFYING - RACE 8 - CLASSIFICATION

POS	NO	CL	NAME	ENTRY	TIME	ON	LAPS	GAP	DIFF	MPH
1	42		Jonathan MITCHELL	Caterham C400	45.509	4	11			79.10
2	32		Steve GARNER	Westfield Megabusa	48.698	3	4	3.189	3.189	73.92
3	34		Nigel BENT	Caterham CSR 260	48.843	3	3	3.334	0.145	73.70
4	50		Nick COLE	Caterham SLR	49.840	3	3	4.331	0.997	72.22
5	41		Kieron LEHANE	Ford Fiesta	53.758	3	4	8.249	3.918	66.96

Car No 31 to be shown on Grid.

Weather / Track : Sunny / Dry
 These results are provisional until the conclusion of any judicial and technical matters.

Lydden Hill
 Circuit Length = 1.0000 miles
 Start: 14:02 End: 14:12

Clerk of Course :		Timekeeper :
-------------------	--	--------------

John Taylor Handicap Race
QUALIFYING - RACE 8 - LAP ANALYSIS

32	Steve GARNER			Westfield Megabusa		
1 -	53.750	+ 5.052	14:03:25.843	3 -	48.698	14:05:04.380
2 -	49.839	+ 1.141	14:04:15.682	4 -	51.716	+ 3.018 14:05:56.096
34	Nigel BENT			Caterham CSR 260		
1 -	54.533	+ 5.690	14:03:25.378	3 -	48.843	14:05:04.020
2 -	49.799	+ 0.956	14:04:15.177			
41	Kieron LEHANE			Ford Fiesta		
1 -	57.035	+ 3.277	14:03:23.175	3 -	53.758	14:05:11.531
2 -	54.598	+ 0.840	14:04:17.773	4 -	54.040	+ 0.282 14:06:05.571
42	Jonathan MITCHELL			Caterham C400		
1 -	47.974	+ 2.465	14:03:49.854	7 -	46.099	+ 0.590 14:08:25.734
2 -	46.647	+ 1.138	14:04:36.501	8 -	46.114	+ 0.605 14:09:11.848
3 -	45.742	+ 0.233	14:05:22.243	9 -	46.138	+ 0.629 14:09:57.986
4 -	45.509		14:06:07.752	10 -	46.269	+ 0.760 14:10:44.255
5 -	45.983	+ 0.474	14:06:53.735	11 -	46.089	+ 0.580 14:11:30.344
6 -	45.900	+ 0.391	14:07:39.635			
50	Nick COLE			Caterham SLR		
1 -	53.546	+ 3.706	14:03:21.959	3 -	49.840	14:05:02.422
2 -	50.623	+ 0.783	14:04:12.582			

Car No 31 to be shown on Grid.

Weather / Track : Sunny / Dry

John Taylor Handicap Race

RACE 8 - CLASSIFICATION

POS	NO	CL	NAME	ENTRY	LAPS	TIME	GAP	DIFF	MPH	BEST	ON
1	31		Paul GIBB	Caterham 7 HPC	12	9:08.325			78.78	44.429	8
2	32		Steve GARNER	Westfield Megabusa	12	9:09.106	0.781	0.781	78.67	45.036	3
3	42		Jonathan MITCHELL	Caterham C400	12	9:10.342	2.017	1.236	78.49	44.899	3
FASTEST LAP											
	31		Paul GIBB	Caterham 7 HPC	8	44.429		81.02 mph		130.39 kph	

Weather / Track : Sunny / Dry
These results are provisional until the conclusion of any judicial and technical matters.

Lydden Hill
 Circuit Length = 1.0000 miles
 Start: 17:04 End: 17:14

Clerk of Course :		Timekeeper :
-------------------	--	--------------

John Taylor Handicap Race
RACE 8 - LAP ANALYSIS

31	Paul GIBB		Caterham 7 HPC				
1 -	54.333	+ 9.904	17:05:51.037	7 -	44.805	+ 0.376	17:10:20.045
2 -	44.908	+ 0.479	17:06:35.945	8 -	44.429		17:11:04.474
3 -	44.979	+ 0.550	17:07:20.924	9 -	45.153	+ 0.724	17:11:49.627
4 -	44.648	+ 0.219	17:08:05.572	10 -	44.595	+ 0.166	17:12:34.222
5 -	44.486	+ 0.057	17:08:50.058	11 -	45.836	+ 1.407	17:13:20.058
6 -	45.182	+ 0.753	17:09:35.240	12 -	44.971	+ 0.542	17:14:05.029
32	Steve GARNER		Westfield Megabusa				
1 -	49.257	+ 4.221	17:05:45.961	7 -	45.367	+ 0.331	17:10:17.174
2 -	45.091	+ 0.055	17:06:31.052	8 -	45.747	+ 0.711	17:11:02.921
3 -	45.036		17:07:16.088	9 -	45.589	+ 0.553	17:11:48.510
4 -	45.334	+ 0.298	17:08:01.422	10 -	45.324	+ 0.288	17:12:33.834
5 -	45.166	+ 0.130	17:08:46.588	11 -	46.416	+ 1.380	17:13:20.250
6 -	45.219	+ 0.183	17:09:31.807	12 -	45.560	+ 0.524	17:14:05.810
42	Jonathan MITCHELL		Caterham C400				
1 -	49.500	+ 4.601	17:05:46.204	7 -	45.582	+ 0.683	17:10:18.202
2 -	45.319	+ 0.420	17:06:31.523	8 -	45.382	+ 0.483	17:11:03.584
3 -	44.899		17:07:16.422	9 -	46.671	+ 1.772	17:11:50.255
4 -	45.360	+ 0.461	17:08:01.782	10 -	46.166	+ 1.267	17:12:36.421
5 -	45.570	+ 0.671	17:08:47.352	11 -	45.297	+ 0.398	17:13:21.718
6 -	45.268	+ 0.369	17:09:32.620	12 -	45.328	+ 0.429	17:14:07.046

Weather / Track : Sunny / Dry

Lydden Hill
 Circuit Length = 1.0000 miles
 Start: 17:04 End: 17:14